

TECHNICAL MANUAL

**ORGANIZATIONAL MAINTENANCE
REPAIR PARTS AND SPECIAL TOOLS LIST**

**LANDING CRAFT UTILITY
LCU 1671 THROUGH 1679
NSN 1905-01-009-1056**

Distribution Statement A: Approved for public release; distribution is unlimited.

*This manual together with TM 55-1905-220-20P-2, supersedes TM 55-1905-220-20P-1, 26 November 1984 and TM 55-1905-220-20P-2, 26 November 1984.

HEADQUARTERS, DEPARTMENT OF THE ARMY

30 NOVEMBER 1993

CHANGE
NO 1

HEADQUARTERS
DEPARTMENT OF THE ARMY
WASHINGTON, D.C., 30 DECEMBER 1994

Organizational Maintenance
Repair Parts and Special Tools List

**LANDING CRAFT UTILITY
LOU 1671 THROUGH 1679
NSN 1905-01-009-1056**

Current as of 4 November 1994

DISTRIBUTION STATEMENT A: Approved for public release; distribution is unlimited

TM 55-1905-220-20P-1, 30 November 1993, is changed as follows:

1. Remove and insert pages as indicated below. New or changed text material is indicated by a vertical bar in the margin. An illustration change is indicated by a miniature pointing hand.

Remove pages
99-1 and Figure 100
160-1 and Figure 161

161-1 and Figure 162

Insert pages
99-1 and Figure 100
160-1
Figure 161 (Sheets 1 and 2)
161-1 and Figure 162

2. Retain this sheet in front of manual for reference purposes.

By Order of the Secretary of the Army:

GORDON R. SULLIVAN
General, United States Army
Chief of Staff

Official:

MILTON H. HAMILTON
Administrative Assistant to the
Secretary of the Army
07842

DISTRIBUTION:

To be distributed in accordance with DA Form 1 2-25-E, block no. 1061, requirements for TM 55-1 905-220-20P-1

TECHNICAL MANUAL

Organizational Maintenance
Repair Parts and Special Tools List

LANDING CRAFT UTILITY
LCU 1671 THROUGH 1679
NSN 1905-01-009-1056

Current as of 31 March 1993

NOTE:

This manual is printed in two volumes as follows:

TM 55-1905-220-20P-1, consisting of Table of Contents, Section I and Section II (Functional Groups 01 thru 11).

TM 55-1905-220-20P-2, consisting of Table of Contents, Section I, Section II (Functional Groups 12 thru 24),

Section III, and Section IV. Section IV is applicable to the -1 and -2.

REPORTING ERRORS AND RECOMMENDING IMPROVEMENTS

You can help improve this manual. If you find any mistakes or if you know of a way to improve the procedures, please let us know. Mail your letter, DA Form 2028 (Recommended Changes to Publications and Blank Forms), or DA Form 2028-2 located in the back of this manual direct to: Commander, US Army Aviation and Troop Command, ATTN: AMSAT-I-MP, 4300 Good fellow Blvd., St. Louis, MO 63120-1798. A reply will be furnished directly to you.

DISTRIBUTION STATEMENT A: Approved for public release; distribution is unlimited.

TABLE OF CONTENTS

	Illus/ Figure	Page	
Section I.	INTRODUCTION	1	
Section II.	REPAIR PARTS LIST	1-1	
Group 01	Propulsion Unit		
	Diesel Engine and Marine Gear Mounting	1-1	1
	Marine Gear	2-1	2
	Marine Gear Selector Valve	3-1	3
	Control Station and Articulator	4-1	4
	Control Unit and Linkage	5-1	5
	Shutdown Head and Linkage	6-1	6
	Engine Throttle Linkage	7-1	7
	Variable Speed Governor	8-1	8
	Governor Housing Assembly.....	9-1	9
	Air intake	10-1	10

*This manual together with TM 55-1905-220-20P-2, supersedes TM 55-1905-220-20P-1, 26 November 1984 and T M 55-1905-220-20P-2, 26 November 1984.

TABLE OF CONTENTS (Cont'd)

	Page	Illus/ Figure
Ventilation	11-1	11
Blower Assembly	12-1	12
Blower Coupling	13-1	13
Fuel Pump	14-1	14
Fuel Lines	15-1	15
Fuel Strainer-	16-1	16
Fuel Filter	17-1	17
Fuel-Injectors	18-1	18
Dual Oil Filter	19-1	19
Marine Gear Oil Cooler Lines	20-1	20
Oil Cooler	21-1	21
Raw Water Pump	22-1	22
Expansion Tank	23-1	23
Water Connections.....	24-1	24
Water Manifold	25-1	25
Thermostat and Housing	26-1	26
Tachometer Drive	27-1	27
Instrument Panel	28-1	28
Alarm System Switches	29-1	29
Crankshaft Pulley	30-1	30
Engine Lift Brackets and: Supports	32-1	32
Exhaust Manifolds	33-1	33
Rocker Arm Covers	34-1	34
Injector Control	35-1	35
Flywheel and Housing	36-1	36
Camshaft Assembly (Right and Left Bank)	37-1	37
Valve Operating Mechanism	40-1	40
Exhaust Valve Arrangement	41-1	41
Cylinder Head	42-1	42
Oil Pan and: Dipstick	43-1	43
Lube Oil Regulator and Relief Valve	44-1	44
Lube Oil Pump	45-1	45
Oil Distribution System	46-1	46
Pistons, Connecting Rods and Liners	47-1	47
Crankshaft and Bearing	48-1	48
Cylinder Block	49-1	49
Starting Add	50-1	50
Hydro starter-Propulsion Engine	51-1	51
Hydro starter-Diesel Generator Engine	52-1	52
Hydraulic Starting System Accumulator	53-1	53
Engine Driven Hydraulic Pump:	54-1	54
Hydraulic Starting System Hand Pump	55-1	55
Hydraulic Starting System Piping-Forward Engine Room	56-1	56
Hydraulic Starting System Solenoid Valves	57-1	57

TABLE OF CONTENTS (Cont'd)

Group 02

	Page	Illus/ Figure
Hydraulic Starting System Piping-AFT Engine Room	58-1	58
Hydraulic Starting System Reservoir	59-1	59
Port and Starboard Propeller and Shafting	62-1	62
Spare Propeller and Shaft Protector	63-1	63
Line Shafting-Port Side Only	64-1	64
Propeller Split Shaft Seal	65-1	65
Propeller Shaft Lock	66-1	66
Electric Power Generation and Distribution		
Ships Service Main Switchboard	67-1	67
Shore Power Connection Box	69-1	69
Power Distribution Panel P400	70-1	70
Power Distribution Panel P401	71-1	71
Power Distribution Panel P409	72-1	72
Power Distribution Panel P410	73-1	73
Fuse Panel P-024	74-1	74
Alarm Distribution Panel	75-1	75
Generator Set Installation	76-1	76
Main Generator Assembly	77-1	77
Rotating Rectifier Assembly	78-1	78
Emergency Shutdown Head and Linkage	79-1	79
Synchronizing Motor	80-1	80
Hydraulic Governor	81-1	81
Governor Oil Filter	82-1	82
Air Intake	83-1	83
Blower.....	84-1	84
Fuel Pump and Drain	85-1	85
Fuel Filter	86-1	86
Fuel Strainer	87-1	87
Fuel Injectors	88-1	88
Fuel Lines	89-1	89
Oil Filter	90-1	90
Oil Cooler	91-1	91
Fresh Water Pump	92-1	92
Expansion Tank and Water Connections	93-1	93
Water Manifold	94-1	94
Thermostat and Housing	95-1	95
Relay, Shutdown and Switches	96-1	96
Overspeed Governor	97-1	97
Tachometer and Drive	98-1	98
Air Cleaner	99-1	99
Crankshaft Pulley	100-1	100
Balance Weight and Cover	101-1	101
Engine Lift Brackets and Supports	102-1	102
Exhaust Manifolds	103-1	103

TABLE OF CONTENTS (Cont'd)

	Page	Illus/ Figure
Rocker Arm Cover	104-1	104
Injector Controls	105-1	105
Oil Pan, Dipstick and Fill	106-1	106
Cylinder Head	107-1	107
Valve Operating Mechanism	108-1	108
Exhaust Valve Arrangement	109-1	109
Camshaft and Gear Train	110-1	110
Idler Gear Hole Spacer Assembly	111-1	111
Idler Gear	112-1	112
Flywheel and Housing	113-1	113
Oil Pressure Regulator	114-1	114
Lube Oil Pump	115-1	115
Oil Distribution System	116-1	116
Pistons, Connecting Rods and Liners	117-1	117
Crankshaft and Bearings	118-1	118
Cylinder Block	119-1	119
Instrument Panel	120-1	120
Starting Aid	121-1	121
Generator and Regulator Mounting	122-1	122
12-Volt Generator	123-1	123
6-Volt Batteries	124-1	124
24-VDC Rectifier	125-1	125
Distribution Panel L-100	126-1	126
Distribution Panels L-101, L-103, and L-107	127-1	127
Distribution Panel L-102	128-1	128
Distribution Panels L-105 and L-106	129-1	129
Distribution Panels L-109 and L-110	130-1	130
Disconnect Switches	131-1	131
Safety Switch, Air Horn Compressor	132-1	132
Toggle Switch	133-1	133
Pushbutton Switch	134-1	134
Wake Light Switch-Symbol 804.1	135-1	135
Incandescent Bulkhead Fixture	136-1	136
Incandescent Bulkhead Fixture	137-1	137
Incandescent Ceiling Fixture	138-1	138
Fluorescent Berth Light-8 Watt	139-1	139
General Purpose Fluorescent Light	140-1	140
Fluorescent Desk Light-8 Watt	141-1	141
Desk Light Filter	142-1	142
General Purpose Fluorescent Light	143-1	143
Relay-Operated Lantern	144-1	144
Portable Lantern	145-1	145
Rotary Light, Red	146-1	146
Rotary Light, Amber	147-1	147
Flourescent Light Fixture, Red and White	148-1	148
Navigation Light Panel	149-1	149

TABLE OF CONTENTS (Cont'd)

	Slack Cable Limit Switch	150-1	150
	Connection Box-20 Terminal	151-1	151
	Connection Box-10 Terminal	152-1	152
	Watertight Receptacle-Symbol 735.1	153-1	153
	Watertight Receptacle-Symbol 900.1	154-1	154
	Triple Receptacle	155-1	155
	Junction Boxes	156-1	156
Group 03	Bow Ramp and Winch		
	Bow Ramp and Fairlead	157-1	157
	Lower Fairlead Sheave Assembly	158-1	158
	Upper Fairlead Sheave Assembly	159-1	159
	Wire Rope Guards and Slack Cable Switch Bracket	160-1	160
	Bow Ramp Winch Assembly	161-1	161
	Torque Coupling	162-1	162
	Speed Reducer	163-1	163
	Magnetic Brake	164-1	164
	Bow Ramp Winch Motor.....	165-1	165
	Motor Controller	166-1	166
	Motor Controller Started	167-1	167
	4-Position Control Station	168-1	168
	5-Position Control Station	169-1	169
	Hand Crank Interlock Limit Switch	170-1	170
Group 04	Stern Gate and Portable Davit		
	Stern Gate and Portable Davit	171-1	171
Group 05	Anchor Handling System		
	Anchor Winch Assembly	172-1	172
	Anchor Winch Universal Joint Assembly	173-1	173
	Anchor Winch Drive Brake	174-1	174
	Anchor Winch Gear Drive	175-1	175
	Level Wind Assembly and Guard	176-1	176
	Anchor Winch Gear Guard and Frame	177-1	177
	Anchor Winch Drum Assembly	178-1	178
	Anchor Winch Slack Puller	179-1	179
	Slack Puller Hydraulic Motor	180-1	180
	Clutch Hydraulic Cylinder	181-1	181
	Disconnect Clutch	182-1	182
	Clutch Cover Plate	183-1	183
	Torque Converter-Fluid System Group	184-1	184
	Torque Converter-Input Group	185-1	185
	Torque Converter-Output Group	186-1	186
	Torque Converter-Basic Group	187-1	187
	Hydraulic Tank Assembly	188-1	188
	Hydraulic Filter	189-1	189
	Pilot Valve and Manifold	190-1	190
	Pressure Control Valve	191-1	191
	Check Valve	192-1	192

TABLE OF CONTENTS (Cont'd)

	Page	Illus/ Figure
Directional Valve-Pilot Operated	193-1	193
Relief Valve	194-1	194
Check Valve	195-1	195
Pressure Reducing Valve	196-1	196
Hydraulic Pump	197-1	197
Hydraulic Pump Couplings	198-1	198
Hydraulic Piping	199-1	199
Spring Centered Solenoid Directional Valve	200-1	200
Anchor Winch Brake Control	201-1	201
Engine Clutch and Throttle Controls	202-1	202
Throttle Cable end linkage	203-1	203
Engine Stop Control	204-1	204
Engine Emergency Stop Control	205-1	205
Engine and Torque Converter Mounting	206-1	206
Engine Throttle Linkage	207-1	207
Governor Linkage and Mounting	208-1	208
Governor Control Housing Assembly	210-1	210
Governor Housing Assembly	212-1	212
Air Intake	213-1	213
Blower.....	214-1	214
Fuel Pump	215-1	215
Fuel Lines	216-1	216
Fuel Strainer	217-1	217
Fuel Filter	218-1	218
Fuel Injectors	219-1	219
Oil Filters	220-1	220
Oil Cooler	221-1	221
Fresh Water Pump	222-1	222
Water Connections	223-1	223
Water Manifold	224-1	224
Thermostat end Housing	225-1	225
Over speed Governor	226-1	226
Tachometer Drive	227-1	227
Crankshaft Pulley and Damper	228-1	228
Balance Weight Cover	229-1	229
Engine Lift Brackets	230-1	230
Exhaust Manifold	231-1	231
Rocker Arm Cover	232-1	232
Injector Controls	233-1	233
Oil Pan and Dipstick	234-1	234
Cylinder Head	235-1	235
Valve Operating Mechanism	236-1	236
Exhaust Valve Arrangement	237-1	237

TABLE OF CONTENTS (Cont'd)

	Page	Illus/ Figure
Camshaft and Gear Train	238-1	238
Idler Gear Hole Spacer Assembly	239-1	239
Idler Gear	240-1	240
Flywheel end Housing	241-1	241
Oil Pressure Regulator	242-1	242
Oil Pump	243-1	243
Breather Tube	244-1	244
Oil Distribution System	245-1	245
Pistons, Connecting Rods and Liners	246-1	246
Crankshaft and Bearings	247-1	247
Cylinder Block	248-1	248
Instrument Panel and Tachometer	249-1	249
Starting Aid	250-1	250
Anchor Winch Engine Hydrostarter	251-1	251
Hydraulic Starting System Accumulator	252-1	252
Engine Driven Hydraulic Pump	253-1	253
Hydraulic Starting System Hand Pump	254-1	254
Hydraulic Starting System Reservoir	255-1	255
Hydraulic Starting System High Pressure Filter	256-1	256
Hydraulic Starting System Suction Filter	257-1	257
Hydraulic Starting System Piping	258-1	258
Hydraulic Starting System Solenoid Valve	259-1	259
Anchor A-Frame Fairleader	260-1	260
Anchor, A-Frame and Cables	261-1	261
Wire Rope Cutter	262-1	262
Group 06 Mast Installation		
Group 07 Mast Installation	263-1	263
Ship Hydraulic System		
Hydraulic Power Unit	264-1	264
Hydraulic Pump Motor	265-1	265
Hydraulic Pump	266-1	266
Hydraulic Reservoir	268-1	268
Motor Controller	269-1	269
Motor Starter	270-1	270
3-Position Element Control System	271-1	271
Pressure Gage and Isolator	272-1	272
Directional Control Valve and Subplate	273-1	273
Stern Gate Hydraulic System Piping	275-1	275
Stern Gate Hydraulic Cylinder	276-1	276
Mast Hydraulic Cylinder	277-1	277
Directional Control Valve	278-1	278
Flow Control Manifold	279-1	279
Mast Hydraulic System Piping	280-1	280

TABLE OF CONTENTS (Cont'd)

		Page	Illus/ Figure
	A-Frame Hydraulic Winch	281-1	281
	Hydraulic Winch Motor	282-1	282
	Directional Control Valve	285-1	285
	Flow Control Manifold	286-1	286
	A-Frame Winch Hydraulic System Piping	287-1	287
Group 08	Steering Systems		
	Hydraulic Cub Pump Unit	288-1	288
	Brake Valve	289-1	289
	Directional Control Valve	290-1	290
	Hydraulic Pump	291-1	291
	Pump Motor and Coupling	292-1	292
	Motor Controller	293-1	293
	Steering Hydraulic Cylinder	294-1	294
	Flanking Rudder Linkage	295-1	295
	Main Rudder Linkage	296-1	296
	Flanking Rudder Stock Arrangement	297-1	297
	Main Rudder Stock Arrangement	298-1	298
	Main Rudder Angle and Repeat Back Transmitter	300-1	300
	Flanking Rudder Limit Switch	301-1	301
	Rudder Angle Indicator	302-1	302
	Heading Selector	303-1	303
	Steering Control Panel	305-1	305
	Remote Magnetic Heading System	306-1	306
	Emergency Steering Arrangement	307-1	307
Group 09	Pump Sets		
	Fire Pump	308-1	308
	Pump Motor	309-1	309
	Motor Controller	310-1	310
	Contactors	311-1	311
	Starter	312-1	312
	M Type Relay	313-1	313
	Bilge Pump	314-1	314
	Bilge Pump Foundation and Guard	315-1	315
	Lube Oil Pump Set	316-1	316
	Standby Lube Oil Pump	317-1	317
	Pump Motor	318-1	318
	Motor Controller	319-1	319
	Starter	320-1	320
	Fresh Water Pump	321-1	321
	Pump Motor	322-1	322
	Motor Controller	323-1	323

TABLE OF CONTENTS (Cont'd)

	Page	Illus/ Figure
M Type Relay	324-1	324
Air Conditioning Water Circulation Pump	325-1	325
Pump Motor	326-1	326
Controller	327-1	327
Sea Water Cooling Pump	328-1	328
Pump Motor	329-1	329
Motor Controller	330-1	330
Flush Water Pump	331-1	331
Pump Motor	332-1	332
Controller	333-1	333
Sewage Discharge Pump	334-1	334
Pump Motor and Coupling	335-1	335
Motor Controller	336-1	336
Starter	337-1	337
M Type Relay	338-1	338
Vacuum Pump Oil Reservoir	339-1	339
Vacuum Pump Lubricator	340-1	340
Sewage System Vacuum Pump	341-1	341
Pump Motor	342-1	342
Lube Oil Transfer Pump	343-1	343
Portable Fire Pump-Outboard Marine Model	344-1	344
Starter Assembly	345-1	345
Carburetor Assembly	346-1	346
Carburetor Linkage, Control Panel and Manifold Assembly	347-1	347
Fuel Tank Assembly	348-1	348
Magneto Assembly	349-1	349
Power Head and Receiver Assembly	350-1	350
Crankshaft and Piston Assembly	351-1	351
Frame and Corners Assembly	352-1	352
Foot Valve Assembly	353-1	353
Pressure Regulator and Operating Cylinder	354-1	354
Pump and Water Outlet Valve	355-1	355
Priming Pump and Gear Housing	356-1	356
Portable Fire Pump-Hale Model	357-1	357
Group 10 Sewage System		
Water Closet	358-1	358
Water Closet Timer	359-1	359
Urinal	360-1	360
Discharge Valve	361-1	361
Group 11 Heating, Ventilation and Air Conditioning System (HVAC)		
Recirculating Fan	362-1	362
Magnetic Controller	363-1	363
Starting 3 Pole	364-1	364
Breakglass Control Station	365-1	365
HVAC Ducting	366-1	366
HVAC Ducting	367-1	367

TABLE OF CONTENTS (Cont'd)

	Page	Illus/ Figure
HVAC Ducting.....	368-1	368
HVAC Ducting.....	369-1	369
HVAC Ducting.....	370-1	370
Exhaust Fan	371-1	371
Controller	372-1	372
Starter	373-1	373
Breakglass Control Station	374-1	374
Exhaust Fan	375-1	375
Magnetic Controller	376-1	376
Breakglass Control Station	377-1	377
Exhaust Fan	378-1	378
Manual Starter	379-1	379
Breakglass Control Station	380-1	380
Axial Vane Fan	381-1	381
Manual Starter (Assembled)	382-1	382
Breakglass Control Station	383-1	383
Blower Heater	384-1	384
Electric Turret Heater	385-1	385
Thermostats.....	386-1	386
Duct Heater, 3.3 KW	387-1	387
Duct Heater, 1.3 KW	388-1	388
Duct Heater, 2.2 KW	389-1	389
Duct Heater, 2.5 KW	390-1	390
Duct Heater, 3.8 KW	391-1	391
Duct Heater, 7.5 KW	392-1	392
Compressor Unit Assembly	393-1	393
Air Compressor	394-1	394
Air Compressor Motor	395-1	395
Controller	396-1	396
Condenser	398-1	398
Strainer	399-1	399
Drier.....	400-1	400
Gage Board	401-1	401
Thermal Expansion Valve	402-1	402
Liquid Solenoid Valve	403-1	403
Air Conditioning Piping-From Unit	404-1	404
Air Conditioning Piping-From Seachest	405-1	405
Cooling Coil Drain Piping	406-1	406
Simplex Strainer	407-1	407
Commissary Space Equipment		
Refrigerator-Freezer	408-1	408
Toaster	409-1	409
Drinking Fountain	410-1	410
Milk Dispenser	411-1	411
Coffee Maker	412-1	412
Washer/Dryer Exterior	413-1	413

Group 12

TABLE OF CONTENTS (Cont'd)

	Page	Illus/ Figure
	Washer/Dryer Drum Heater	414-1 414
	Washer/Dryer Blower	415-1 415
	Washer/Dryer Tubs, Water Valve and Lid Switch	416-1 416
	Washer/Dryer Drive System Pump	417-1 417
	Washer/Dryer Transmission, Water Seal and Lower Bearing	418-1 418
	Sanitizing Sink Heater	419-1 419
	Electric Range	420-1 420
Group 13	Washroom Fixtures	
	Washroom Equipment	421-1 421
Group 14	Firefighting System	
	Firefighting Components	422-1 422
	Halon Control Panel	423-1 423
	Pneumatic Heat Detector	424-1 424
	Cylinder Assembly, 1301, 40 Pound	425-1 425
	Cylinder Assembly, 1301, 60 Pound	426-1 426
	Halon System Piping and Wiring	427-1 427
Group 15	Interior Communications	
	Alarm Switchboard	428-1 428
	2-Line Alarm Panel	429-1 429
	Amplifier/Loudspeaker	431-1 431
	Sound Powered Handset	432-1 432
	Chest Headset, Hook and Locker	433-1 433
	Jackbox and Plug	434-1 434
	Public Address With Battery	435-1 435
	External Battery Cable Assembly	436-1 436
	Loudhailer Assembly	437-1 437
	Amplifier Assembly	438-1 438
	Tachometers	439-1 439
	Call System Major Components	440-1 440
	Connection Boxes	441-1 441
	Voice Tubes	442-1 442
Group 16	Electronic/Navigation Systems	
	Electronic Foundations	443-1 443
	Navigation Horn	445-1 445
	24 Volt Distribution Panel	446-1 446
Group 17	Oil/Water Separator	
	Oil-Water Separator	447-1 447
	Solenoid Valve	448-1 448
	Solenoid Valve	449-1 449
	Manual Ball Valve	450-1 450
	Separator Subassembly	451-1 451
	Manual Ball Valve	452-1 452
	Pump-Motor Assembly	453-1 453
	Manual Ball Valve	454-1 454
	Pump-Motor	455-1 455
	Central Control Panel Assembly	456-1 456

TABLE OF CONTENTS (Cont'd)

	Page	Illus/ Figure
Group 18		
Piping Systems		
Exhaust Pipe Hanger	457-1	457
Fire Control System	458-1	458
Fog Nozzle	459-1	459
Simplex Strainer	460-1	460
Ballast Piping System	461-1	461
Gage Piping	462-1	462
Wye Strainer	463-1	463
Bilge Piping	464-1	464
Oil-Water Separator Bilge System	465-1	465
Generator Engine Cooling System	466-1	466
Expansion Tank Piping	467-1	467
Propulsion Engine Cooling System	468-1	468
Hull Coolers	469-1	469
Lube Oil Storage Tank and Gage	470-1	470
Lube Oil Transfer Piping	471-1	471
Standby Lube Oil Piping	472-1	472
Diesel Oil Storage Tank Piping	473-1	473
Diesel Oil Piping	474-1	474
Diesel Oil Piping and Sea Chests	475-1	475
Duplex Strainer	476-1	476
Fuel Filter/Separator Piping	477-1	477
Fuel Filter/Separator	478-1	478
Washdown System	479-1	479
Propeller Shaft Bearing Lube	480-1	480
Exhaust Piping Insulation Forward Engine Room	481-1	481
Diesel Engine Exhaust Piping Forward Engine Room	482-1	482
Exhaust Piping Insulation Aft Engine Room	483-1	483
Diesel Engine Exhaust Piping Aft Engine Room	484-1	484
Sewage Tank Discharge Piping	485-1	485
Sewage Waste Drain Piping	486-1	486
Sewage Tank Vent Piping	487-1	487
Fresh and Flush Water System	488-1	488
Reach Rods-Ballast Suction Valve	489-1	489
Reach Rods-Diesel Oil Shutoff Valve.....	490-1	490
Reach Rods-Bilge Suction Header Isolation Valve	491-1	491
Reach Rods-Magazine Sprinkler Valve	492-1	492
Group 19		
Tanks and Voids		
Tank Level Indication Receiver	493-1	493
Transmitters.....	494-1	494
Cable Assembly	495-1	495
Bracket Assembly	496-1	496
Penetration Assembly	497-1	497
Water Heater	498-1	498
Sewage Tank Piping	499-1	499
Filter Assembly	500-1	500
Sewage Tank and Gages	501-1	501
Filler/Muffler Assembly	502-1	502

TABLE OF CONTENTS (Cont'd)

		Page	Illus/ Figure
Group 20	Plumbing and Deck Drains		
	Sanitary Drain System	503-1	503
	Scupper Valve	504-1	504
	Scupper Valve	505-1	505
Group 21	Vents and Sounding Tubes		
	Vents and Sounding Tubes	506-1	506
Group 22	Hull and Outfit		
	Furniture-Galley and Mess Room	507-1	507
	Furniture-Pilot House and Deck House Top	508-1	508
	Furniture-Crew Berthing Space	509-1	509
	Furniture-Officer Stateroom	510-1	510
	Portable Air Compressor	511-1	511
	Air Compressor Assembly	512-1	512
	Lashing Gear	513-1	513
	Sliding Doors	515-1	515
	Scuttles	517-1	517
	Manholes	518-1	518
	Windows and Airports	519-1	519
	Towing Bridle and Deck Plug	520-1	520
	High Intensity Spot Light	521-1	521
	Window Wiper Assembly, Pilot House	522-1	522
	Window Wiper Motor, Pilot House	523-1	523
	Window Wiper Control, Pilot House	524-1	524
	Window Wiper Assembly, Conning Tower	525-1	525
	Window Wiper Motor, Conning Tower	526-1	526
	Window Wiper Control, Conning Tower	527-1	527
	Navigation Light-Port	528-1	528
	Navigation Light-Starboard	529-1	529
	Navigation Light-Towing	530-1	530
	Navigation Light-Masthead	531-1	531
	Navigation Light-Stern, Clear	532-1	532
	Signal Light-Task	533-1	533
	Navigation Light-Anchor and Boom	534-1	534
	Signal Light-Man Overboard	535-1	535
	Navigation Light-Blinker	536-1	536
	Wake Light	537-1	537
	Searchlight Mounting and Yoke Assembly	538-1	538

TABLE OF CONTENTS (Cont'd)

	Page	Illus/ Figure
Searchlight Hood Assembly	539-1	539
Searchlight Shutter Assembly	540-1	540
Searchlight Drum Assembly	541-1	541
Stanchions and Railings	542-1	542
Lifting Sling	543-1	543
Air Horn Piping	545-1	545
Air Horn Assembly	546-1	546
Whistle Valve Assembly	547-1	547
Air Strainer Assembly	548-1	548
Air Compressor Unit	549-1	549
Air Compressor	550-1	550
 Section III		
SPECIAL TOOLS		
Special Tools List	551-1	551
 Section IV		
CROSS REFERENCE INDEXES		
National Stock Number Index	I-1	
Part Number Index	I-45	
Figure and Item Number Index	I-313	

**ORGANIZATIONAL MAINTENANCE REPAIR
PARTS AND SPECIAL TOOLS LIST**

Section I. INTRODUCTION

1. SCOPE. This RPSTL lists and authorizes spares and repair parts; special tools; special test, measurement, and diagnostic equipment (TMDE); and other special support equipment required for performance of organizational and general support maintenance of the Landing Craft Utility, LOU 1671 through LOU 1679. It authorizes the requisitioning, issue, and disposition of spares, repair parts and special tools as indicated by the source, maintenance and recoverability (SMR) codes.

2. GENERAL. In addition to this section, Introduction, this Repair Parts and Special Tools List is divided into the following sections:

a. Section II. Repair Parts List. A list of spares and repair parts authorized by this RPSTL for use in the performance of maintenance. This list also includes parts which must be removed for replacement of the authorized parts. Parts lists are composed of functional groups in ascending alphanumeric sequence, with the parts in each group listed in ascending figure and item number sequence. Bulk materials are listed in item name sequence. Items are shown in the associated illustration(s)/figure(s).

b. Section III Special Tools List. A list of special tools, special TMDE, and other special support equipment authorized by this RPSTL (as indicated by Basis of Issue (BOI) information in DESCRIPTION AND USABLE ON CODE column) for the performance of maintenance.

c. Section IV. Cross-Reference Index. A list, in National Item Identification Number (NUN) sequence, of all National stock numbered items appearing in the listing, followed by a list in alphanumeric sequence of all part numbers appearing in the listings. National stock numbers and part numbers are cross referenced to each illustration figure and item number appearance. The figure and item number index lists figure and item numbers in alphanumeric sequence and cross references NON, CAGEC and part number.

3. EXPLANATION OF COLUMNS (SECTIONS II AND III).

a. ITEM NO. (Column (1)). Indicates the number used to identify items called out in the illustration.

b. SMR Code (Column (2)). The Source, Maintenance, and Recoverability (SMR) code is a 5-position code containing supply/requisitioning information, maintenance category authorization criteria, and disposition instruction, as shown in the following breakout:

Source Code		Maintenance Code		Recoverability Code
↓		↓		↓
XX	1st two positions	XX		XX
↓		↓		↓
How you get an item		3rd position Who can install replace or use the item	4th position Who can do complete repair* on the item	Who determines disposition action on an unserviceable item

* Complete Repair: Maintenance capacity, capability, and authority to perform all corrective maintenance tasks of the "Repair" function in a use/user environment in order to restore serviceability to a failed item.

(1) Source Code. The source code tells you how to get an item needed for maintenance, repair, or overhaul of an end item/equipment. Explanations of source codes follows:

Source Code	Explanation
PA PB PC** PD PE PF PG	<p>Stocked items; use the applicable NSN to requested/requisition items with these source codes. They are authorized to the category indicated by the code entered in the 3rd position of the SMR code.</p> <p>**NOTE: Items coded PC are subject to deterioration.</p>
KD KF KB	<p>Items with these codes are not to be requested/requisitioned individually. They are part of a kit which is authorized to the maintenance category indicated in the J 3rd position of the SMR code. The complete kit must be requisitioned and applied.</p>
MO - (Made at Unit/AVUM-Level)- MF - (Made at DS/AVUM-Level)- MH - (Made at GS Level) ML - (Made at Specialized-Repair Activity (SRA)) MD - (Made at Depot)	<p>Items with these codes are not to be requested/requisitioned individually. They must be made from bulk material which is identified by the part number in the DESCRIPTION and USABLE ON CODE (UOC) column and listed in the Bulk Material group of the repair parts list in this RPSTL. If the item is authorized to you by the 3rd position code of the SMR code, but the source code indicates it is made at a higher level, order the item from the higher level of maintenance.</p>
AO - (Assembled by Unit/AVUM Level) AF - (Assembled by DS/AVIM Level) AH - (Assembled by GS Category) AL - (Assembled by SRA) AD - (Assembled by Depot)	<p>Items with these codes are not to be requested/requisitioned individually. The parts that make up the assembled item must be requisitioned or fabricated and assembled at the level of maintenance indicated by the source code. If the 3rd position code of the SMR code authorizes you to replace the item, but the source code indicates the items are assembled at a higher level, order the item from the higher level of maintenance.</p>
<p>XA - Do not requisition "XA"-coded item. Order its next higher assembly. (Refer to the NOTE below.)</p>	
<p>XB - If an "XB" item is not available from salvage, order it using the CAGEC and part number given.</p>	
<p>XC - Installation drawing, diagram, instruction sheet, field service drawing, that is identified manufacturer's part number.</p>	
<p>XD - Item is not stocked. Order an "XD", -coded item through normal supply channels using the CAGEC and part number given if no NSN is available.</p>	

NOTE

Cannibalization or controlled exchange, when authorized, may be used as a source of supply for items with the above source codes, except for those source coded "XA" or those aircraft support items restricted by requirements of AR 750-1 .

(2) Maintenance Code. Maintenance codes tell you the level(s) of maintenance authorized to USE and REPAIR support items. The maintenance codes are entered in the third and fourth positions of the SMR code as follows:

(a) The maintenance code entered in the third position tells you the lowest maintenance level authorized to remove, replace, and use an item. The maintenance code entered in the third position will indicate authorization to the following levels of maintenance.

Maintenance Code	Application/Explanation
C -	Crew or operator maintenance done within unit/AVUM maintenance.
O -	Unit level/AVUM maintenance can remove, replace, and use the item.
F -	Direct support/AVIM maintenance can remove, replace, and use the item.
H -	General support maintenance can remove, replace, and use the item.
L -	Specialized repair activity can remove, replace, and use the item.
D -	Depot can remove, replace, and use the item.

(b) The maintenance code entered in the fourth position tells whether or not the item is to be repaired and identifies the lowest maintenance level with the capability to do complete repair (i.e., perform all authorized repair functions.)

NOTE

Some limited repair may be done on an item at a lower level of maintenance, if authorized by the Maintenance Allocation Chart and SMR codes.

Maintenance Code	Application/Explanation
O -	Unit/AVUM is the lowest level that can do complete repair of the item.
F -	Direct support/AVIM is the lowest level that can do complete repair of the item.
H -	General Support is the lowest level that can do complete repair of the item.
L -	Specialized repair activity is the lowest level that can do complete repair of the item.
D -	Depot is the lowest level that can do complete repair of the item.
Z -	Non reparable. No repair is authorized.
B -	No repair is authorized. No parts or special tools are authorized for the maintenance of a ``B" coded item. However, the item may be reconditioned by adjusting, lubricating, etc., at the user level.

(3) Recoverability Code. Recoverability codes are assigned to items to indicate the disposition action on unserviceable items. The recoverability code is entered in the fifth position of the SMR Code as follows:

**Recoverability
Codes**

Application/Explanation

Z - Non repairable item. When unserviceable, condemn and dispose of the item at the level of maintenance shown in ad position of SMR Code.

O - Repairable item. When not economically repairable, condemn and dispose of the item at unit or AVUM level.

F - Repairable item. When uneconomically repairable, condemn and dispose of the item at the direct support or AVIM level.

H - Repairable item. When uneconomically repairable, condemn and dispose of the item at the general support level.

D - Repairable item. When beyond lower level repair capability, return to depot. Condemnation and disposal of item not authorized below depot level.

L - Repairable item. Condemnation and disposal not authorized below specialized repair activity (SRA).

A - Item requires special handling or condemnation procedures because of specific reasons (e.g., precious metal content, high dollar value, critical material, or hazardous material). Refer to appropriate manuals/directives for specific instructions.

c. CAGEC (Column (3)). The Commercial and Government Entity Code (CAGEC) is a 5-digit numeric code which is used to identify the manufacturer, distributor, or Government agency/activity that supplies the item.

d. PART NUMBER (Column (4)). Indicates the primary number used by the manufacturer, (individual, company, firm, corporation, or Government activity), which controls the design and characteristics of the item by means of its engineering drawings, specifications, standards, and inspection requirements to identify an item or range of items.

NOTE

When you use an NSN to requisition an item, the item you receive may have a different part number from the number listed.

e. DESCRIPTION AND USABLE ON CODE (UOC) (Column (5)). This column includes the following information:

(1) The Federal item name and, when required, a minimum description to identify the item.

(2) Part numbers of bulk materials are referenced in this column in the line entry to be manufactured/fabricated.

(3) The statement "END OF FIGURE" appears just below the last item description in Column (5) for a given figure in both Section II and Section Iilit

f. QTY (Column (6)). The CITY (quantity per figure) column indicates the quantity of the item used in the breakout shown on the illustration/figure, which is prepared for a functional group, subfunctional group, or an assembly. A "V" appearing in this column instead of a quantity indicates that the quantity is variable and may vary from application to application.

4. EXPLANATION OF INDEX FORMAT AND COLUMNS (SECTION IV).

a. NATIONAL STOCK NUMBER (NSN) INDEX.

(1) STOCK NUMBER Column. This column lists the NSN in national item identification number (NIIN) sequence. The NIIN consists of the last nine digits of the NSN, i.e.

NSN
5305-01-574-1 467
NIIN

When using this column to locate an item, ignore the first four digits of the NSN. Use the complete NSN (13 digits) when requisitioning items by stock number.

(2) FIG. Column. This column lists the number of the figure where the item is identified/located. The figures are in numerical order in Section II and Section III

(3) ITEM Column. The item number identifies the item associated with the figure listed in the adjacent FIG. column. This item is also identified by the NSN listed on the same line.

b. PART NUMBER INDEX. Part numbers in this index are listed by part number in ascending alphanumeric sequence (i.e., vertical arrangement of letter and number combination which places the first letter or digit of each group in order A through Z, followed by the numbers 0 through 9, and each following letter or digit in like order).

(1) CAGEC Column. The Commercial and Government Entity Code (CAGEC) is a 5-digit numeric code used to identify the manufacturer, distributor, or Government agency/activity that supplies the item.

(2) PART NUMBER Column. Indicates the primary number used by the manufacturer (individual, firm, corporation, or Government activity), which controls the design and characteristics of the item by means of its engineering drawings, specifications, standards, and inspection requirements to identify an item or range of items.

(3) STOCK NUMBER Column. This column lists the NSN for the associated part number and manufacturer identified in the PART NUMBER and CAGEC columns to the left.

(4) FIG. Column. This column lists the number of the figure where the item is identified/located in Section II and Section III

(5) ITEM Column. The item number is that number assigned to the item as it appears in the figure referenced in adjacent figure number column.

c. FIGURE AND ITEM NUMBER INDEX.

(1) FIG. Column. This column lists the number of the figure where the item is identified/located in Section II and Section III

(2) ITEM Column. The item number is that number assigned to the item as it appears in the figure referenced in the adjacent figure number column.

(3) STOCK NUMBER Column. This column lists the NSN for the item.

(4) CAGEC Column. The Commercial and Government Entity Code (CAGEC) is a 5-digit numeric code used to identify the manufacturer, distributor, or Government agency/activity that supplies the item.

(5) PART NUMBER Column. Indicates the primary number used by the manufacturer (individual, firm, corporation, or Government activity), which controls the design and characteristics of the item by means of its engineering drawings, specifications, standards, and inspection requirements to identify an item or range of items.

5. SPECIAL INFORMATION.

a. ASSOCIATED PUBLICATIONS. The publications listed below pertain to the Landing Craft Utility LCU 1671 thru 1679 and its components.

<u>Publication</u>	<u>Short Title</u>
TM 55-1905-220-34P-1 and 34P-2	DS and GS Maintenance RPSTL LCU 1671 thru 1679
TM 55-1905-220-14-1 thru -12	Operator, Organizational, DS and GS Maintenance Manuals
LO 55-1905-220-12	Lubrication Order, LCU 1671-1679

b. ILLUSTRATIONS - LISTING. The illustrations in this RPSTL, containing parts authorized at unit level, are identical to those published in TM 55-1905-220-34P-1. Only those parts codes "C" or "O" in the third position of the SMR Code are listed in the tabular listing; therefore, there may be a break in the item number sequence and there will be a break in the figure number sequence. Only illustrations containing Unit or AVUM in Section II authorized items appear in this RPSTL.

6. HOW TO LOCATE REPAIR PART.

a. When National Stock Numbers or Part Numbers are NOT Known.

(1) First. Using the table of contents, determine the assembly or subassembly group to which the item belongs. This is necessary since figures are prepared for assembly groups and subassembly groups, and listings are divided into the same groups.

(2) Second. Find the figure covering the assembly group or subassembly group to which the item belongs.

(3) Third. Identify the item on the figure and use the Figure and Item Number Index to find the NSN.

b. When National Stock Number or Part Number is Known.

(1) First. Using the of National Stock Number and Part Number Indexes find the pertinent National Stock Number or Part Number. The NSN index is in National item Identification Number (NIIN) sequence (see paragraph 4.a.). The part numbers in the Part Number index are listed in ascending alphanumeric sequence (see paragraph 4.b.). Both indexes cross-reference you to the illustration/figure and item number of the item you are looking for.

(2) Second. Turn to the figure and item number, verify that the item is the one you are looking for, then locate the item number in the repair parts list for the figure.

7. ABBREVIATIONS. Abbreviations used in this manual are listed in MIL-STD-12.

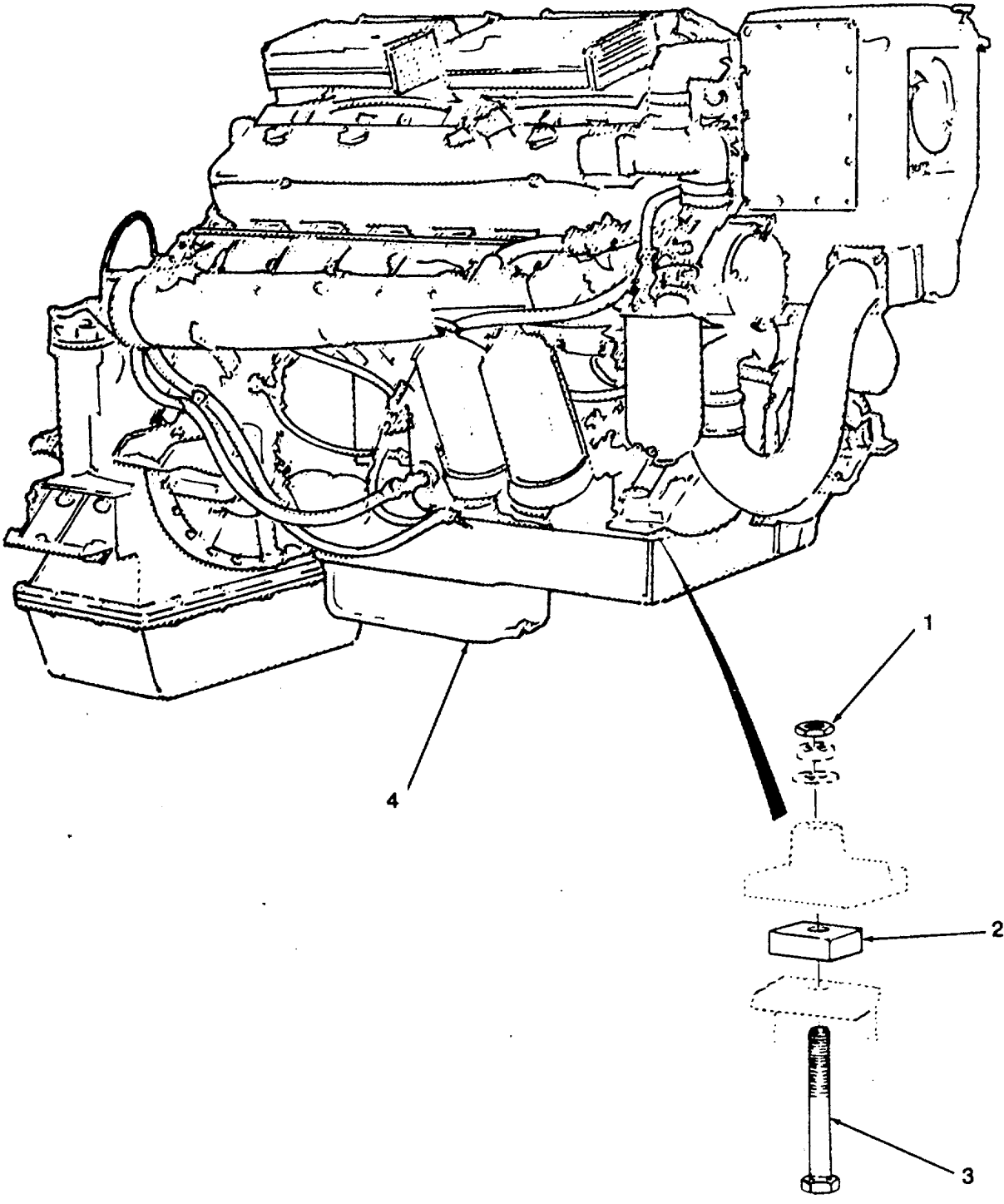
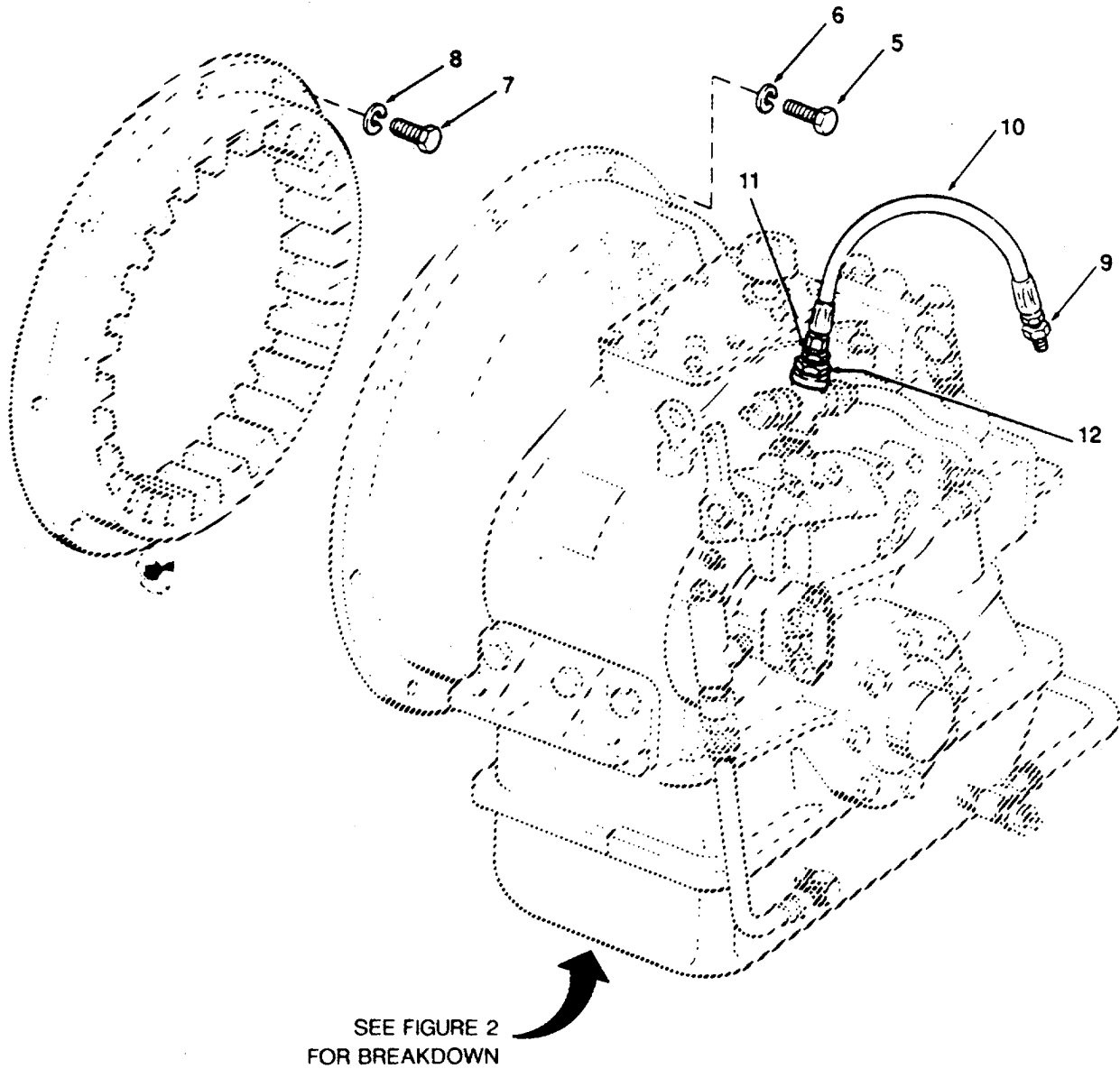


Figure 1. Diesel Engine and Marine Gear-Mounting-(Sheet 1 of 2)



SEE FIGURE 2
FOR BREAKDOWN

Figure 1. Diesel Eye and Marine Gear Mounting (Sheet 2 of 2)

SECTION II

TM 55-1905-220-20P

(1) ITEM NO	(2) SMR CODE	(3) FSCM	(4) PART NUMBER	(5) DESCRIPTION AND USABLE ON CODES(UOC)	(6) QTY
				GROUP 01	PROPULSION UNIT
				FIGURE 1	DIESEL ENGINE AND MARINE GEAR MOUNTING
1	PACZZ	96906	MS35691-65	NUT, PLAIN, HEXAGON	4
2	XDCZZ	20420	PR-610TCF	LINER CHOCK FAST ORANGE RESIN.....	4
3	XDCZZ	96906	MS90725-223	SCREW, CAP, HEXAGON H.....	4
4	PBCHH	72582	7122-7000	ENGINE, DIESEL MAIN PROPULSION W/ MARINE GEAR INCLUDES OPTIONAL EQUIPMENT LISTED ON ENGINE OPTION PLATE.....	2
5	PACZZ	80204	B1821BH044C138N	.SCREW, CAP, HEXAGON H.....	11
6	PACZZ	96906	MS35338-47	.WASHER, LOCK	11
7	XDCZZ	96906	MS90725-111	.SCREW CAP HEX HEAD.....	8
8	XDCZZ	96906	MS35338-48	.WASHER, LOCK	8
9	PACZZ	72983	248X4	.ADAPTER, STRAIGHT, PI INCH.....	1
10	PACZZ	72582	5131604	.HOSE ASSEMBLY, NONME 21/32 INCH.....	1
11	XDCZZ	72582	1508350	.COUPLING, PIPE.....	1
12	PACZZ	96906	MS39232-6	.REDUCER, PIPE.....	1

END OF FIGURE

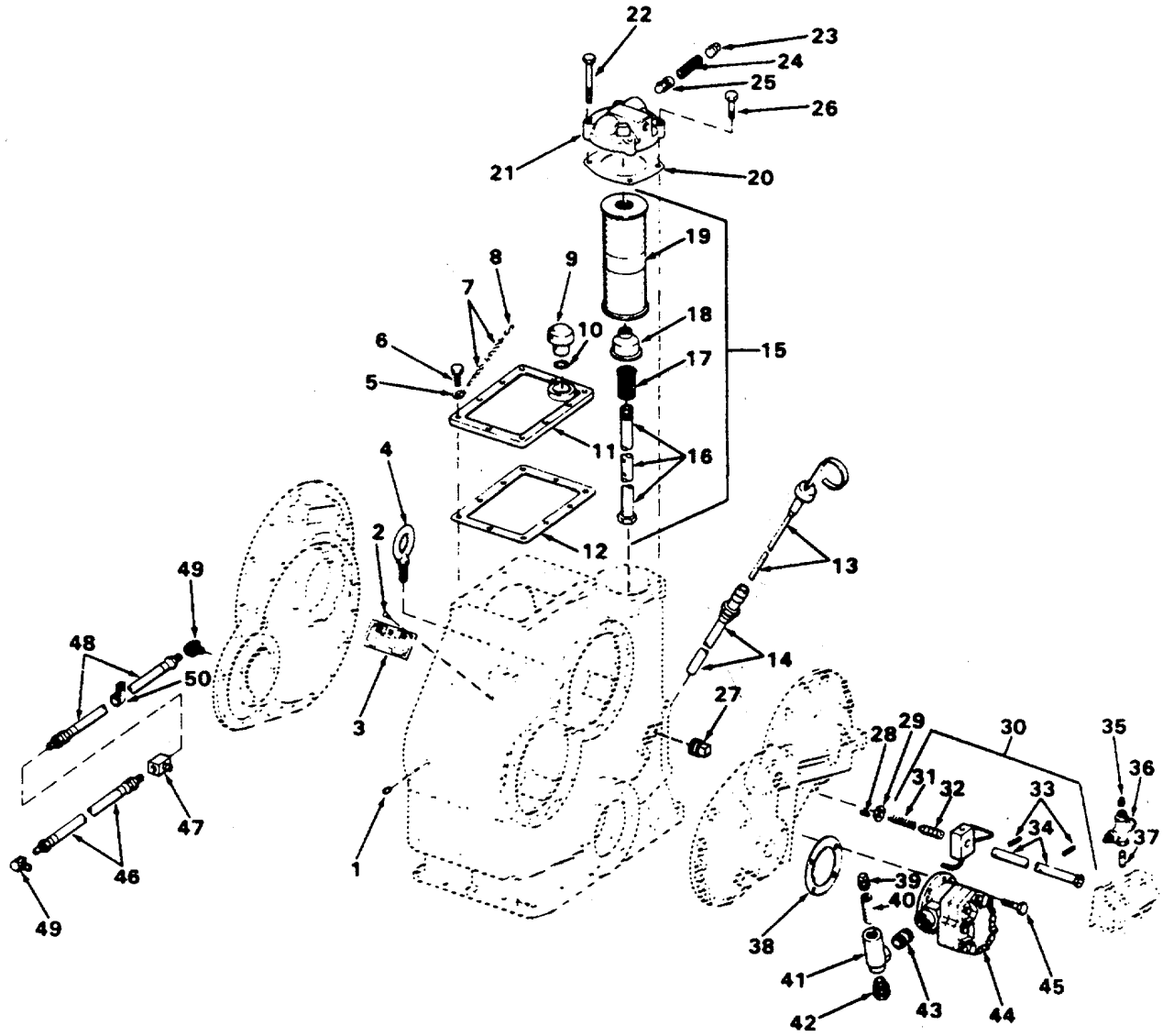


Figure 2. Marine Gear (Sheet 1 of 6) of 6)

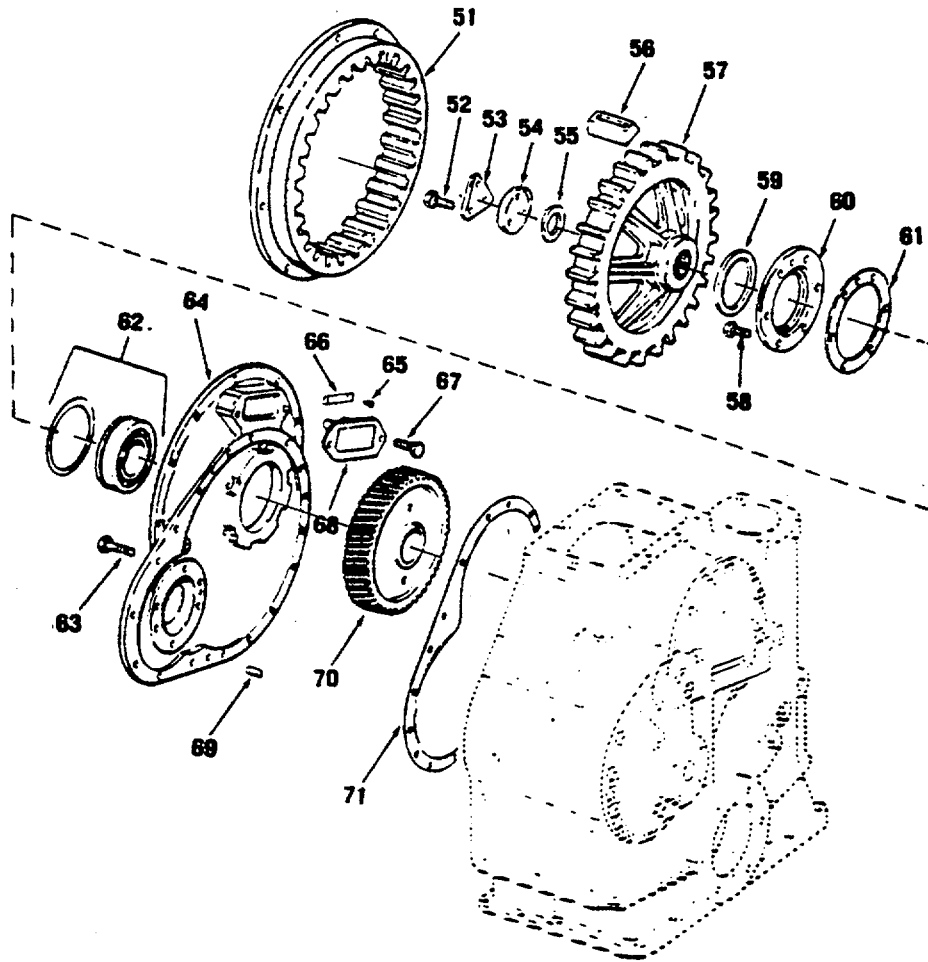


Figure 2. Marine Gear (Sheet 2 of 6)

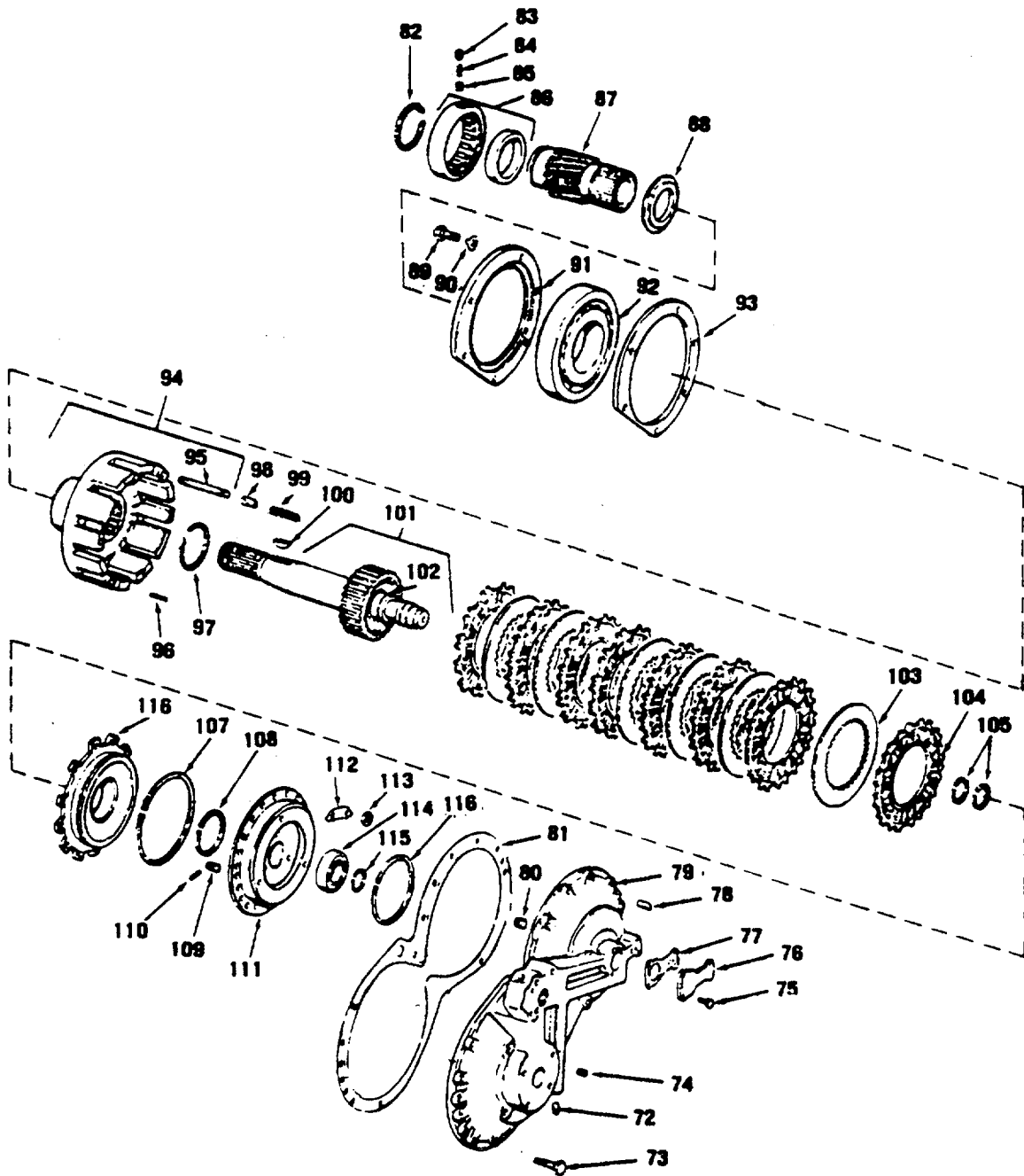


Figure 2. Marine Gear (Sheet 3 of 6)

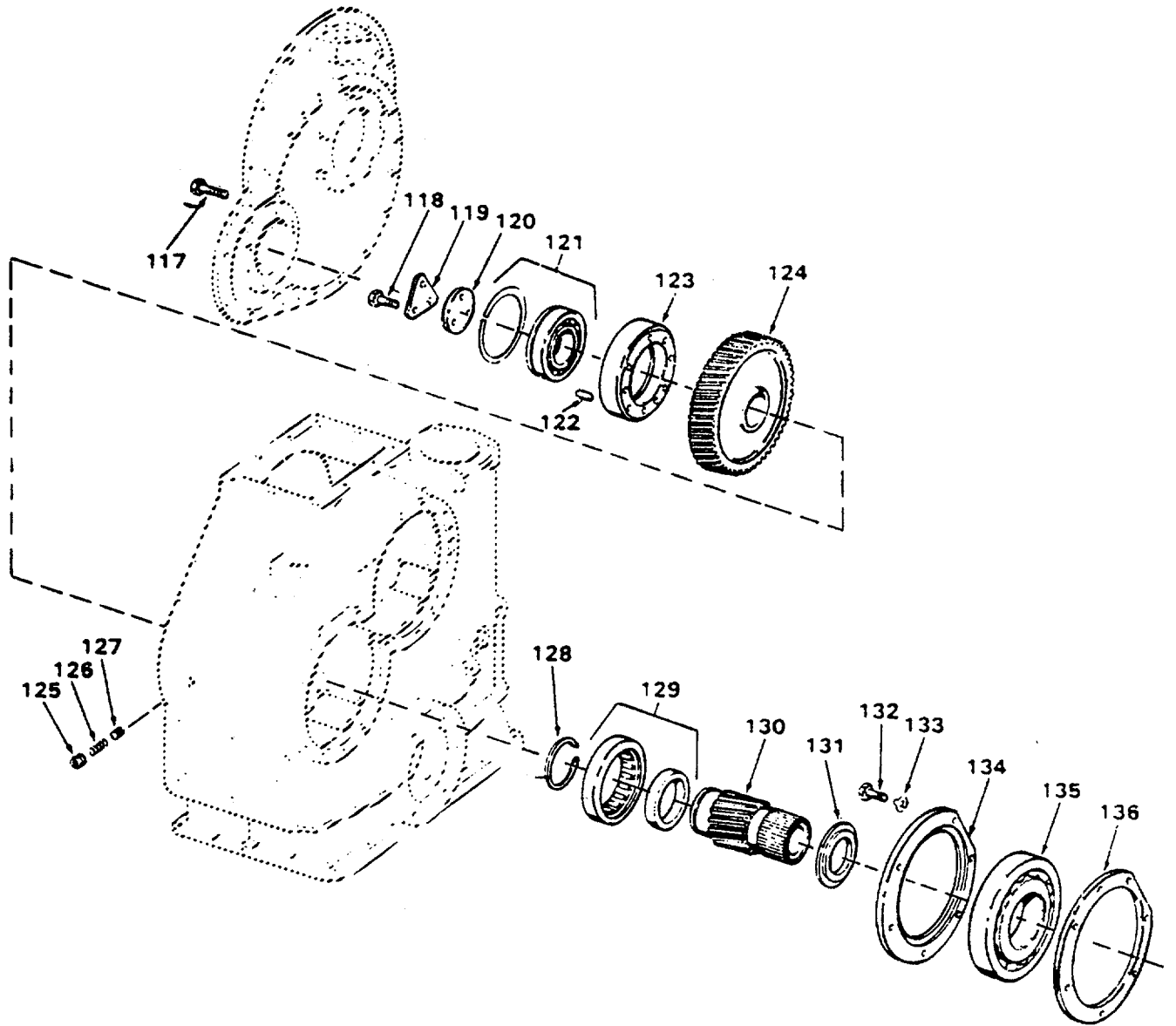


Figure 2. Marine Gear (Sheet 4 of 6)

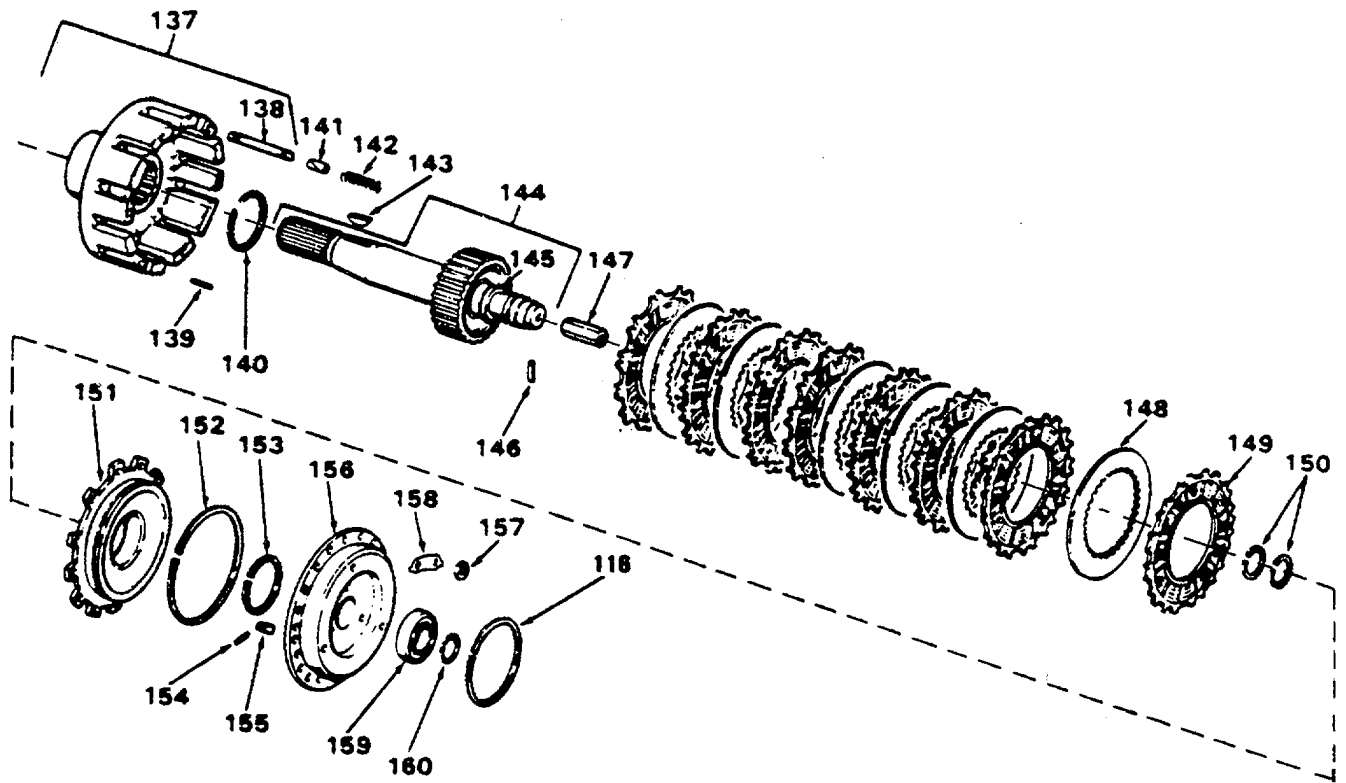


Figure 2. Marine Gear (Sheet 5 of 6)

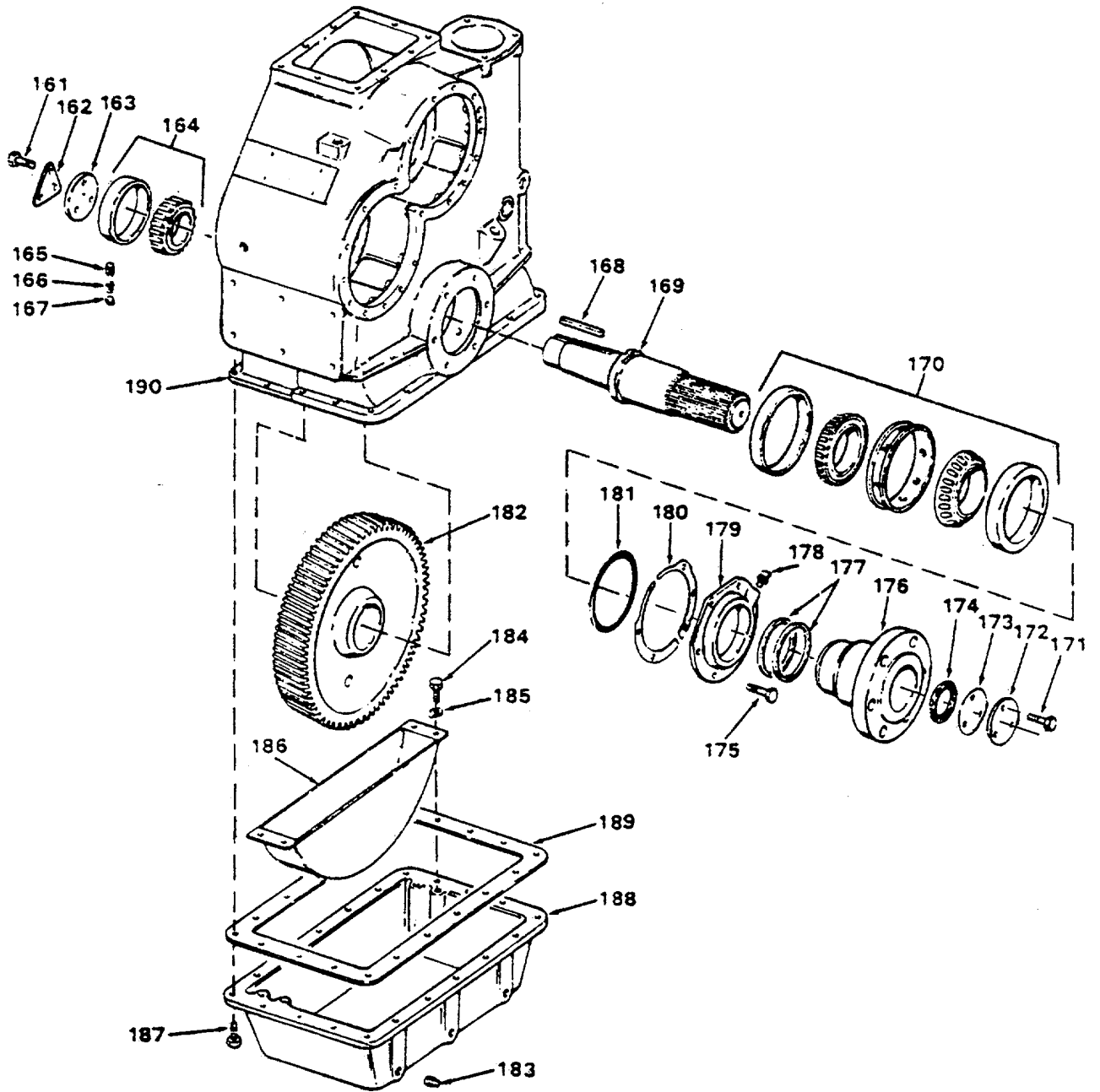


Figure 2. Marine Gear (Sheet 6 of 6)

SECTION II

TM 55-1905-220-20P

(1) ITEM NO	(2) SMR CODE	(3) FSCM	(4) PART NUMBER	(5) DESCRIPTION AND USABLE ON CODES(UOC)	(6) QTY
				GROUP 01	
				PROPULSION UNIT	
				FIG. 2	
				MARINE GEAR	
	PBCHH	61208	MODEL MG-514	GEAR, MARINE 1 RATIO	1
1	PACZZ	96906	MS20913-3S	COUPLING HALF, QUICK	1
2	XDCZZ	61208	M422	PIN DRIVE	4
3	XDCZZ	61208	A28130	PLATE INSTRUCTION	1
4	XDCZZ	61208	M2071J	EYEBOLT LIFTING	2
5	XDCZZ	61208	M1763	CLIP BREATHER CHAIN	1
6	XDCZZ	96906	MS90725-59	SCREW, CAP, HEXAGON	10
7	XDCZZ	61208	M1072	CHAIN BREATHER	1
8	XDCZZ	61208	A2007A	LINK S BREATHER CHAIN	1
9	XDCZZ	61208	XB1251	BREATHER ASSY OIL	1
10	PACZZ	61208	A2916W	PACKING, PREFORMED OIL BREATHER	1
11	XDCZZ	61208	A4342A	PLATE TOP COVER REDUCTION GEAR	1
12	PCCZZ	61208	B1338A	GASKET PLATE	1
13	XDCZZ	61208	M4969V	GAGE OIL LEVEL	1
14	XDCZZ	61208	A2149V	TUBE OIL LEVEL GAGE	1
15	XDCZZ	61208	M2188	ELEMENT ASSEMBLY OIL FILTER	1
16	XDCZZ	61208	M2184-2	TUBE ASSEMBLY OIL FILTER	1
17	XDCZZ	61208	M2184-3	SPRING FILTER TUBE	2
18	XDCZZ	61208	M2184-4	SEAT FILTER TUBE SPRING	1
19	PACZZ	61208	M2188-1	PARTS KIT, FLUID	1
20	PCCZZ	61208	B1347A	GASKET	1
21	XDCZZ	61208	A4417A	PLATE COVER	1
22	PACZZ	96906	MS51095-420	SCREW, CAP, HEXAGON H	2
23	PACZZ	72582	5142549	PLUG, PIPE	1
24	XDCZZ	61208	A2706X	SPRING OIL BYPASS PISTON	1
25	XDCZZ	61208	B1425	PISTON OIL BYPASS	1
26	PACZZ	80204	B1821BH050C200N	SCREW, CAP, HEXAGON H	2
27	PACZZ	96906	MS20913-12S	PLUG, PIPE	1
35	PACZZ	96906	MS20913-2S	PLUG, PIPE EXH MANF FW INL-MAKE 2	1
				HOSES EACH 6-1/2 INCHES LONG.....	
36	XDCZZ	96906	MS51954-14	TEE, PIPE	1
37	PACZZ	96906	MS51953-101	NIPPLE, PIPE 1-2NPTF X 1-1/2 INCH	1
38	PCCZZ	61208	B1340	GASKET MANIFOLD	1
39	PACZZ	96906	MS20913-6S	PLUG, PIPE	1
40	XDCZZ	61208	M2261A	STRAINER OIL	1
41	XDCZZ	61208	B1470	HOUSING OIL STRAINER	1
42	PACZZ	61208	M2031D	UNION, HOSE ADAPTER STRAIGHT 3/4 INCH ROCKER COVER BOLT.....	1
43	PACZZ	96906	MS51953-101	NIPPLE, PIPE	2
44	PACZZ	61208	M2463	PUMP, ROTARY	1
45	PACZZ	96906	MS90725-60	SCREW, CAP, HEXAGON H	4
46	PBCZZ	61208	K624	MODIFICATION KIT INCH	1
47	PACZZ	61208	M1349A	TEE, PIPE TO TUBE INVERTED	1
48	PBCZZ	61208	K624	MODIFICATION KIT	1
49	PACZZ	61208	M1191A	ELBOW, PIPE TO TUBE INVERTED	2
50	XDCZZ	61208	B1620	CLAMP, TRANSMISSION	1
51	PBCZZ	61208	A6802	RING, TRANSMISSION	1
52	XDCZZ	96906	MS90726-62	SCREW, CAP, HEXAGON H	3

SECTION II

TM 55-1905-220-20P

(1) ITEM NO	(2) SMR CODE	(3) FSCM	(4) PART NUMBER	(5) DESCRIPTION AND USABLE ON CODES(UOC)	(6) QTY
53	XDCZZ	61208	B1505C	LOCKING PLATE, NUT A	2
54	PBCZZ	61208	B1504L	SPACER, PLATE	1
55	PCCZZ	61208	M2074T	GASKET	1
56	PCCZZ	61208	B3073C	BLOCK, RUBBER DRIVING RING COUPLING.....	52
57	PBCZZ	61208	B5273A	SPIDER, DRIVE	1
58	PACZZ	96906	MS90725-62	SCREW, CAP, HEXAGON H	6
59	PCCZZ	61208	M2192	SEAL, PLAIN ENCASED OIL	1
60	XACZZ	61208	A6973	CARRIER SEAL (NOT PROCURABLE AS A SEPARATE PART).....	1
61	PCCZZ	61208	B1745	GASKET	1
62	PACZZ	61208	M2465A	BEARING, BALL, ANNULA REVERSE DRIVING GEAR.....	2
64	XDCZZ	61208	9769CO	HOUSING FRONT	1
65	XDCZZ	61208	M422	PIN DRIVE	2
66	XDCZZ	61208	201513	PLATE ROTATION INDICATOR	1
67	XDCZZ	96906	MS90725-S9	SCREW, CAP, HEXAGON	2
68	XDCZZ	61208	A4563	PLATE FRONT HOUSING	1
72	PACZZ	02978	MS49005-4	PLUG, PIPE	4
73	XDCZZ	96906	MS90725-64	SCREW, CAP, HEXAGON H	16
74	PACZZ	96906	MS20913-3S	COUPLING HALF, QUICK	6
75	PACZZ	96906	MS90725-60	SCREW, CAP, HEXAGON H	4
76	XDCZZ	61208	B1349	PLATE COVER.....	1
77	PCCZZ	61208	B1336	GASKET	1
98	XDCZZ	61208	B1758	SLEEVE SPLIT	12
118	XDCZZ	96906	MS90726-62	SCREW, CAP, HEXAGON H	3
119	PACZZ	61208	B1505C	LOCKING PLATE, NUT A	1
161	PACZZ	96906	MS90726-162	SCREW, CAP, HEXAGON	3
178	PACZZ	96906	MS15003-4	FITTING, LUBRICATION	1
181	PCCZZ	61208	A2916AX	PACKING, PREFORMED BEARING RETAINER.....	
183	PACZZ	96906	MS20913-6S	PLUG, PIPE	2
184	PACZZ	96906	MS90725-57	SCREW, CAP, HEXAGON H	4
185	XDCZZ	61208	M2002D	LOCK SCREW	4

END OF FIGURE

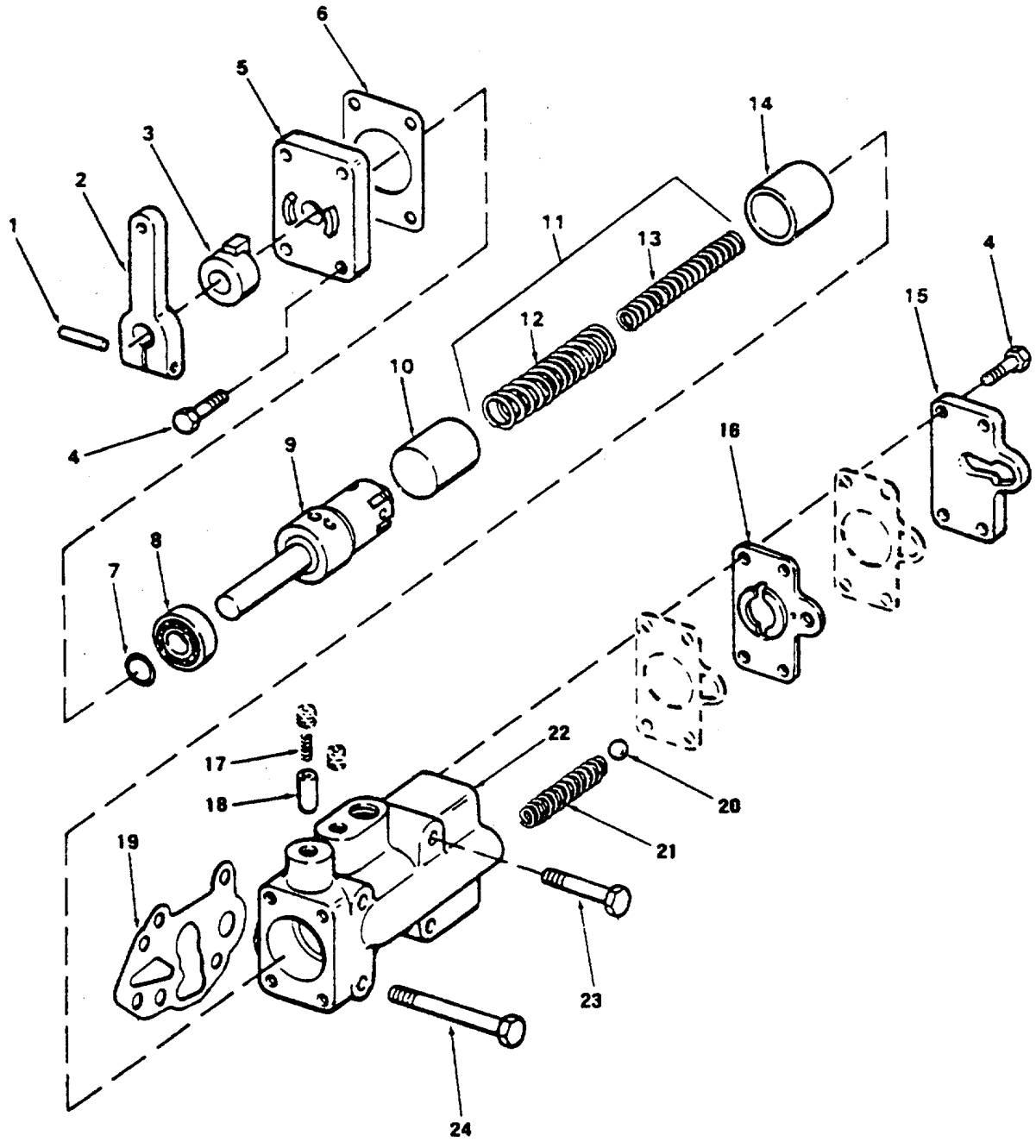


Figure 3. Marine Gear Selector Valve

SECTION II

(1)	(2)	(3)	(4)	(5)	(6)
ITEM	SMR		PART		
NO	CODE	FSCM	NUMBER	DESCRIPTION AND USABLE ON CODES(UOC)	QTY

GROUP 01 PROPULSION UNIT

FIG. 3 MARINE GEAR SELECTOR VALVE

2	PBCZZ	61208	204087	LEVER, VALVE, SELECTO SELECTOR.....	1
4	PACZZ	96906	MS90725-34	BOLT, MACHINE	8
5	XDCZZ	61208	B1368B	COVER SELECTOR VALVE STEM	1
6	PCCZZ	61208	B1334A	GASKET SELECTOR VALYE STEM COVER	1
8	PACZZ	61208	M2167	BEARING BALL SELECTOR VALVE STEM	1
9	XDCZZ	61208	A4347G	STEM SELECTOR VALVE	1
15	XDCZZ	61208	B1333C	COVER, ACCESS	1
16	XDCZZ	61208	B1397A	PLATE ORIFICE	1
19	PCCZZ	61208	B1337B	GASKET SELECTOR VALYE TO MANIFOLD.....	1
23	PACZZ	96906	MS90725-69	SCREW, CAP, HE XAGON H	2
24	XDCZZ	61208	M2002CV	SCREW	2

END OF FIGURE

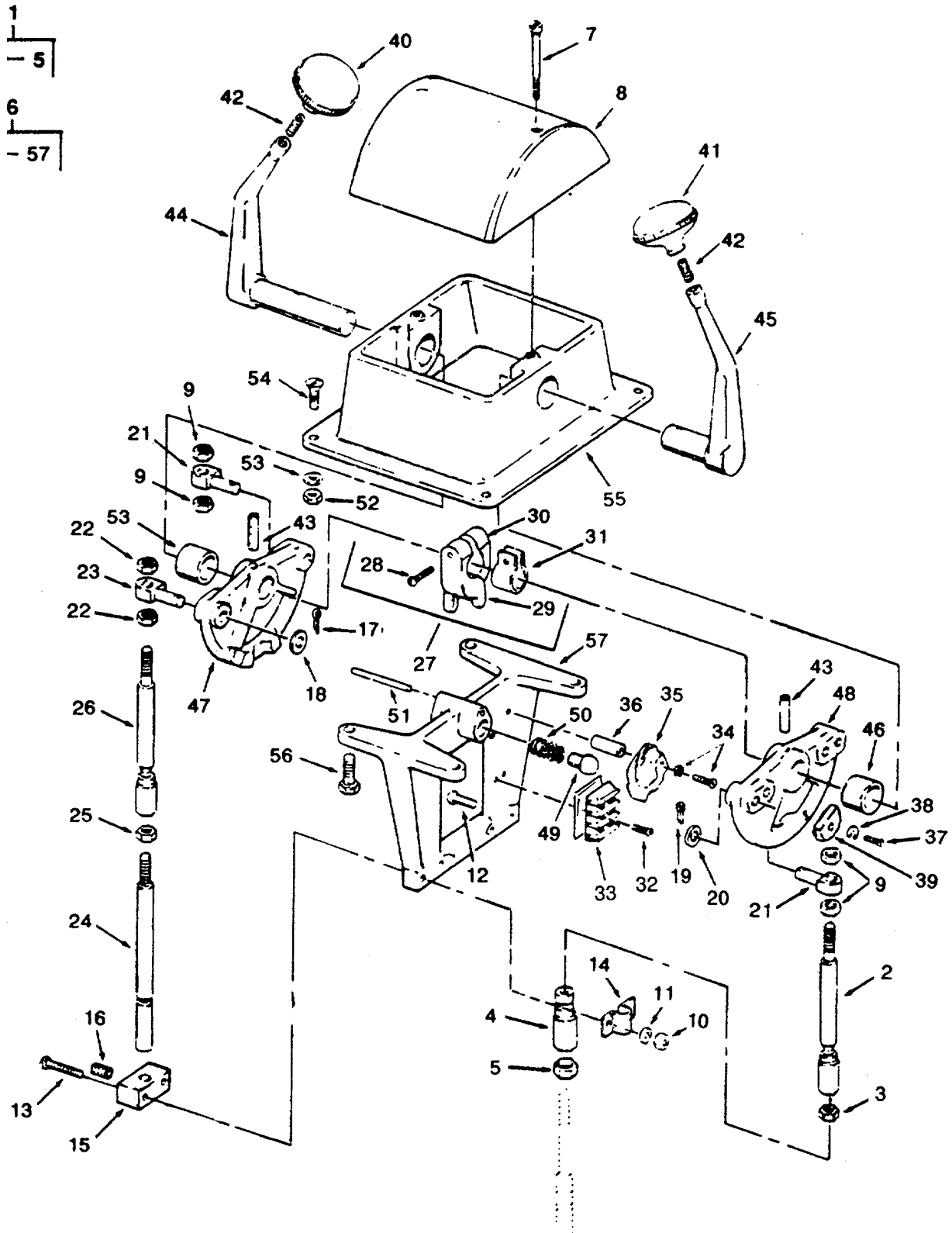


Figure 4. Control Station and Articulator

SECTION II

TM 55-1905-220-20P

(1) ITEM NO	(2) SMR CODE	(3) FSCM	(4) PART NUMBER	(5) DESCRIPTION AND USABLE ON CODES(UOC) GROUP 01 PROPULSION UNIT FIG. 4 CONTROL STATION AND ARTICULATOR	(6) QTY
1	XDCZZ	86376	C-2175	ARTICULATOR ASSEMBLY CABLE, CONTROL END.....	2
6	XDCZZ	86376	A-2750-B-2212-NF	CONTROL STATION THROTTLE AND CLUTCH.....	1
7	XDCZZ	86376	1217	SCREW COVER CRES	2
8	XDCZZ	86376	1153	COVER CONTROL STATION	1
40	XDCZZ	86376	1144	KNOB THROTTLE (BLACK).....	1
41	XDCZZ	86376	1145	KNOB CLUTCH (RED)	1
42	XDCZZ	86376	1160	STUD HANDLE BRASS	2
43	XDCZZ	86376	2168	PIN ROLL CRES	2
44	XDCZZ	86376	2186	HANDLE THROTTLE BRONZE	1
45	XDCZZ	86376	2187	HANDLE CLUTCH	1
46	XDCZZ	86376	2164	BEARING HANDLE	2

END OF FIGURE

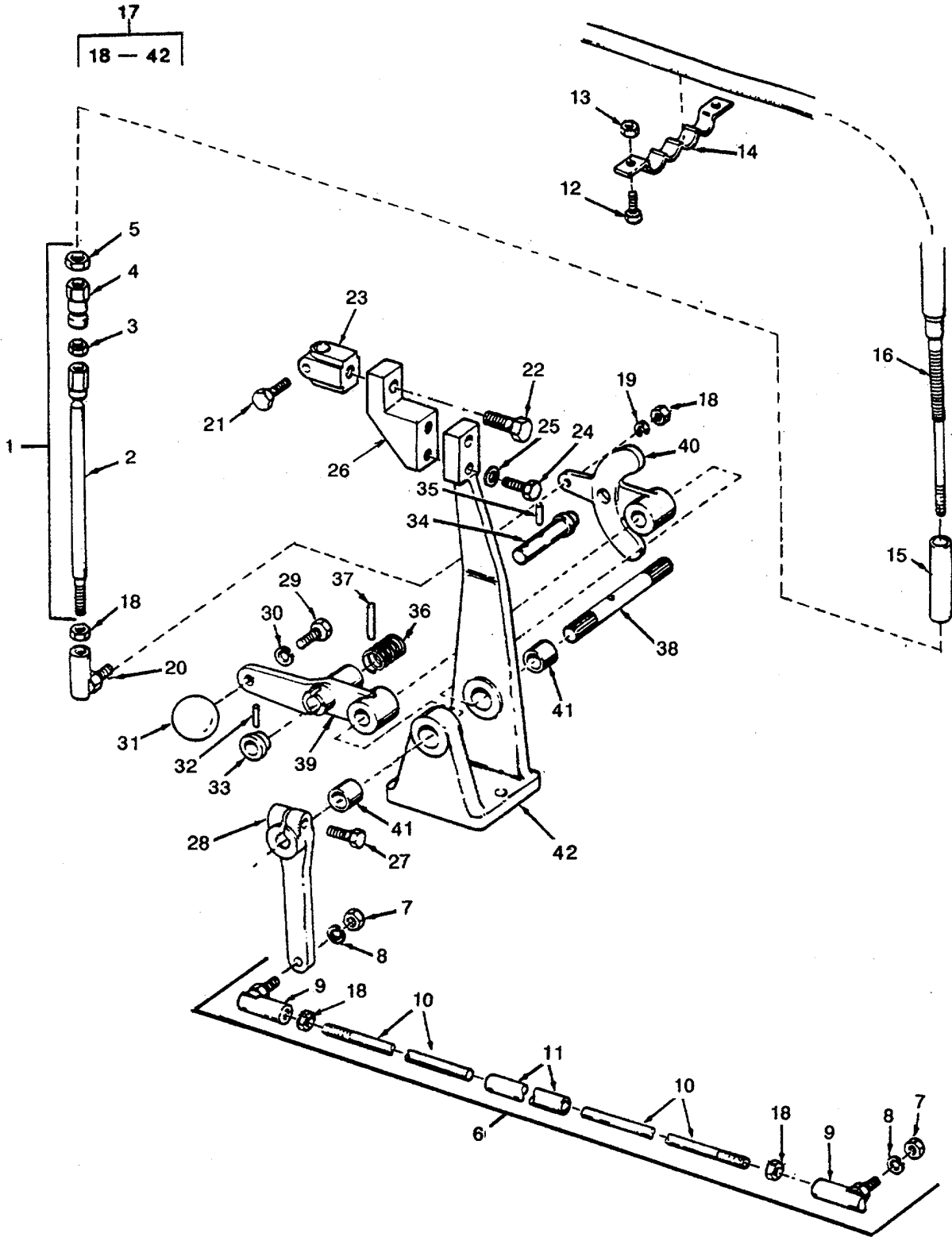


Figure 5. Control Unit and Linkage

SECTION II

TM 55-1905-220-20P

(1) ITEM NO	(2) SMR CODE	(3) FSCM	(4) PART NUMBER	(5) DESCRIPTION AND USABLE ON CODES(UOC)	(6) QTY
				GROUP 01	PROPULSION UNIT
				FIG. 5	CONTROL UNIT AND LINKAGE
1	XDCZZ	86376	C-2190	ARTICULATOR ASSEMBLY CABLE ENGINE END	2
12	PACZZ	96906	MS90725-6	SCREW, CAP, HEXAGON H	20
13	XDCZZ	96906	MS51967-2	NUT, PLAIN, HEXAGON	20
14	XDCZZ	80064	206-4661558-48	STRAP CABLE HOLDING	4
15	XDCZZ	86376	D-2238	BUSHING CABLE SUPPORT	4
21	XDCZZ	86376	133	SCREW PUSH-PULL CABLE CLAMP	1
22	XDCZZ	86376	1169	SCREW CABLE CLAMP MOUNTING	1
23	XDCZZ	86376	1167	CLAMP PUSH-PULL CABLE	1
24	XDCZZ	86376	133	SCREW CABLE CLAMP BRACKET MOUNTING	2
25	PACZZ	96906	MS35338-45	WASHER, LOCK	2
26	XDCZZ	86376	1505	BRACKET CABLE CLAMP	1
27	XDCZZ	86376	133	SCREW ENGINE CONTROL LEVER	1
31	XDCZZ	86376	1852	KNOB MANUAL CONTROL	1
31	XDCZZ	86376	1752	KNOB MANUAL CONTROL	1
32	XDCZZ	86376	1369	PIN KNOB	1
33	XDCZZ	86376	1512	KNOB LOCK PIN	1
34	XDCZZ	86376	1218	PIN CROSS	1
35	XDCZZ	86376	1513	PIN LOCK	1
36	XDCZZ	86376	667	SPRING LOCK BOLT	1
37	XDCZZ	86376	2519	PIN SHAFT	1
38	XDCZZ	86376	1594	SHAFT CONTROL UNIT	1
39	XDCZZ	86376	1502	LEVER MANUAL CONTROL	1
40	XDCZZ	86376	1501	LEVER, REMOTE CONTROL	1
41	XDCZZ	86376	1563	BEARING SHAFT	2
42	XDCZZ	86376	1504	BRACKET MAIN	1

END OF FIGURE

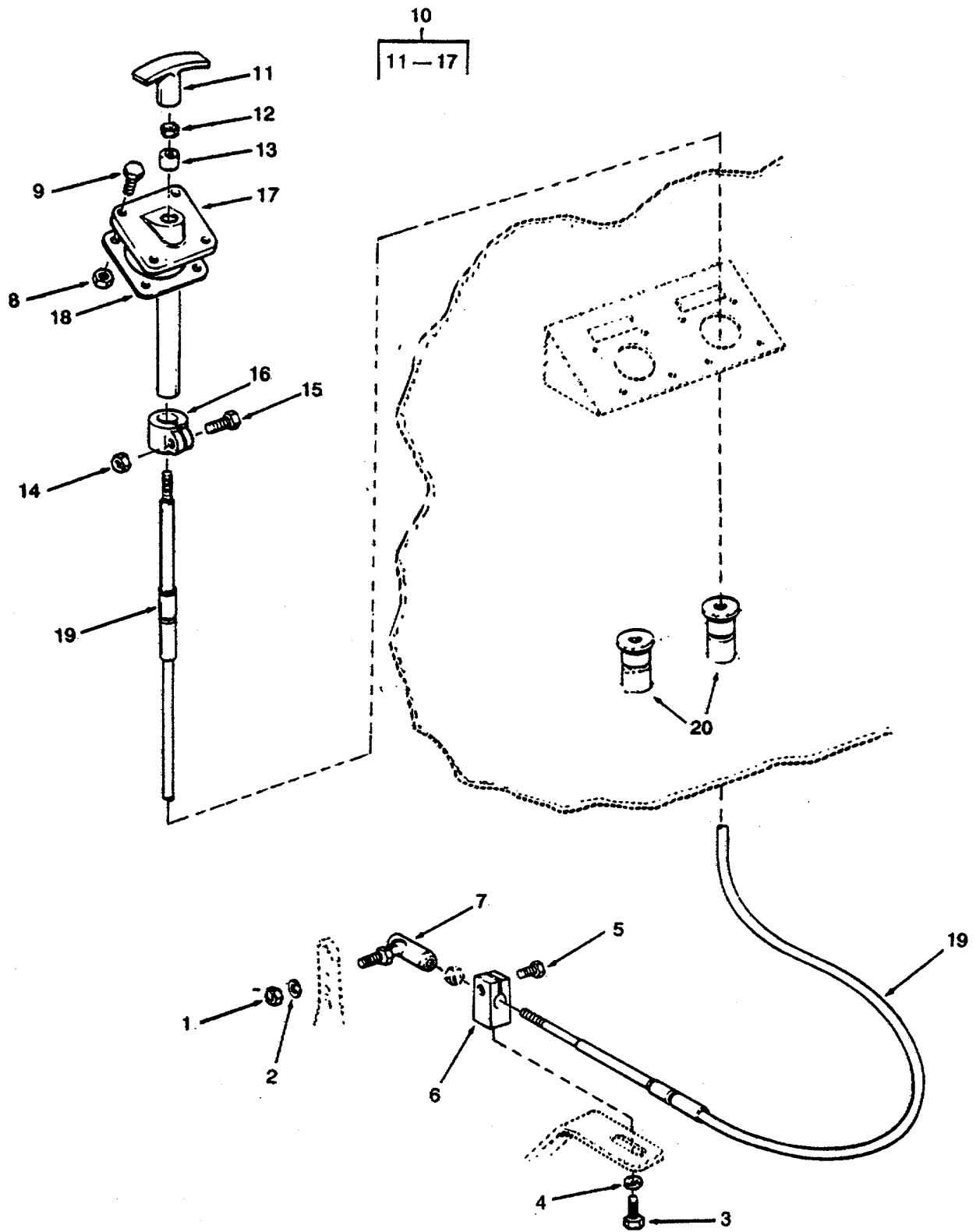


Figure 6. Shutdowns Head and Linkage

SECTION II

TM 55-1905-220-20P

(1) ITEM NO	(2) SMR CODE	(3) FSCM	(4) PART NUMBER	(5) DESCRIPTION AND USABLE ON CODES(UOC)	(6) QTY
				GROUP 01	PROPULSION UNIT
				FIG. 6	SHUTDOWN HEAD AND LINKAGE
1	PACZZ	96906	MS35691-8	NUT, PLAIN, HEXAGON	1
2	PACZZ	96906	MS35338-139	WASHER, LOCK	1
3	XDCZZ	86376	1755	SCREW, CAP, HEXAGON H	1
4	PACZZ	96906	MS35338-141	WASHER, LOCK	1
5	XDCZZ	86376	259	SCREW MOUNTING	1
6	XDCZZ	86376	2856	CLAMP CABLE.....	1
7	XDCZZ	86376	1725	JOINT BALL	1
8	PACZZ	96906	MS51969-1	NUT, PLAIN, HEXAGON	4
9	PACZZ	96906	MS35198-71	SCREW, MACHINE COUNTERSUNK HEAD LINE SHAFT COUPLING HALF TO PORT ENGINE COUPLING HALF	4
10	XDCZZ	86376	B-2770	GOVERNOR, SHUTDOWN H ENGINE EMERGENCY	1
11	XDCZZ	86376	2136	HANDLE T	1
12	PACZZ	96906	MS35691-8	NUT, PLAIN, HEXAGON	1
13	XDCZZ	86376	D-1712	BUSHING, SLEEVE	1
14	XDCZZ	86376	242	NUT CABLE CLAMP	1
15	XDCZZ	86376	1211	BOLT, MACHINE	1
16	XDCZZ	86376	1776	CLAMP CABLE	1
17	XDCZZ	86376	2771	TUBE AND BRACKET ASSEMBLY	1
19	XDCZZ	86376	C-1332	CONTROL ASSEMBLY, PU EMERGENCY SHUTDOWN 23 FEET	1
19	XDCZZ	86376	C-1332	CONTROL ASSEMBLY, PU ENGINE EMER SHUTDOWN 13 FEET	1
20	XDCZZ	80064	206-4661558-2	TUBE STUFFING SIZE 2	22

END OF FIGURE

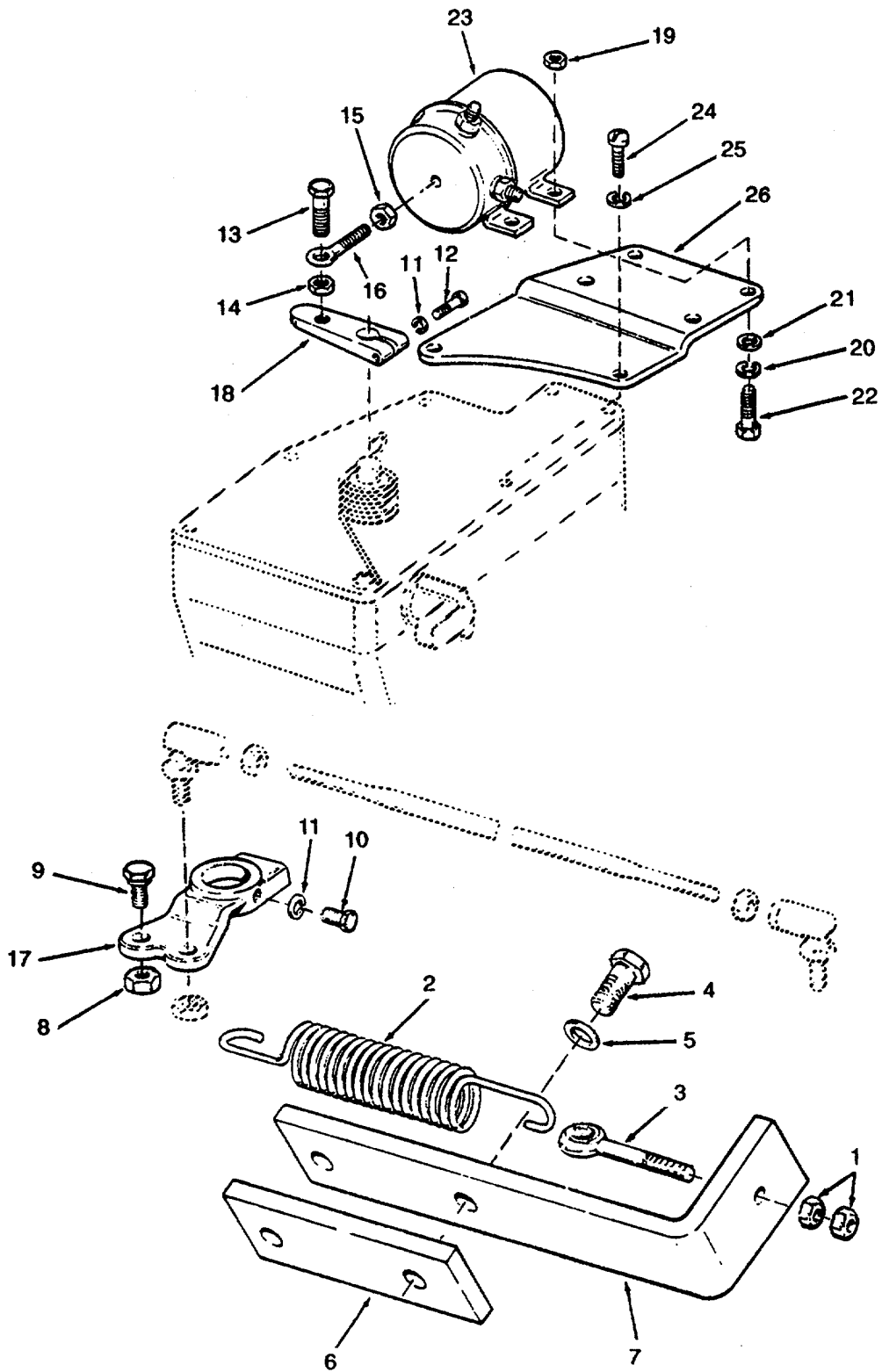


Figure 7. Engine Throttle Linkage

SECTION II

TM 55-1905-220-20P

(1) ITEM NO	(2) SMR CODE	(3) FSCM	(4) PART NUMBER	(5) DESCRIPTION AND USABLE ON CODES(UOC)	(6) QTY
				GROUP 01	PROPULSION UNIT
				FIG. 7	ENGINE THROTTLE LINKAGE
1	PACZZ	96906	MS51967-8	NUT, PLAIN, HEXAGON	2
2	XDCZZ	72582	5140451	SPRING THROTTLE BOOSTER	1
3	XDCZZ	72582	5134051	EYE THROTTLE BOOSTER ADJUSTING 3/ 8 X 4 INCHES	1
4	PACZZ	96906	MS90725-62	SCREW, CAP. HEXAGON H	2
5	PACZZ	96906	MS35338-46	WASHER, LOCK	2
6	XDCZZ	72582	5118896	SPACER THROTTLE BOOSTER SPRING	1
7	XDCZZ	72582	5145166	BRACKET THROTTLE BOOSTER SPRING	1
8	XDCZZ	72582	5186749	NUT, PLAIN, HEXAGON BOOSTER SUPPORT.	1
9	XDCZZ	72582	5171045	BOLT, MACHINE BOOSTER SUPPORT	1
10	PACZZ	96906	MS90725-8	SCREW, CAP, HEXAGON H	1
11	PACZZ	96906	MS35338-44	WASHER, LOCK	2
12	PACZZ	96906	MS90725-7	SCREW, CAP, HEXAGON H	1
13	PACZZ	96906	MS90726-33	BOLT, MACHINE E 100AMPERE	1
14	PACZZ	96906	MS51968-5	NUT, PLAIN, HEXAGON	1
15	PACZZ	96906	MS35691-5	NUT, PLAIN, HEXAGON.....	4
16	XDCZZ	72582	5100004	EYE CONTROL LINK ADJUSTING ROD	1
17	PACZZ	72582	5123880	BELL CRANK CONTROL	1
18	XDCZZ	72582	5183802	LEVER GOVERNOR CONTROL	1
19	XDCZZ	96906	MS51967-2	NUT, PLAIN, HEXAGON TYPE AB THRM MAG	4
20	PACZZ	96906	MS35338-44	WASHER, LOCK	4
21	PACZZ	96906	MS27183-9	WASHER, FLAT	4
22	PACZZ	96906	MS90725-6	SCREW, CAP, HEXAGON H	4
23	PACZZ	16764	1118191	SOLENOID, ELECTRICAL CONTROL	1
24	PACZZ	96906	MS90725-7	SCREW, CAP, HEXAGON H	3
25	PACZZ	96906	MS35338-44	WASHER, LOCK	3
26	XDCZZ	72582	5137541	BRACKET THROTTLE CONTROL SOLENOID.	1

END OF FIGURE

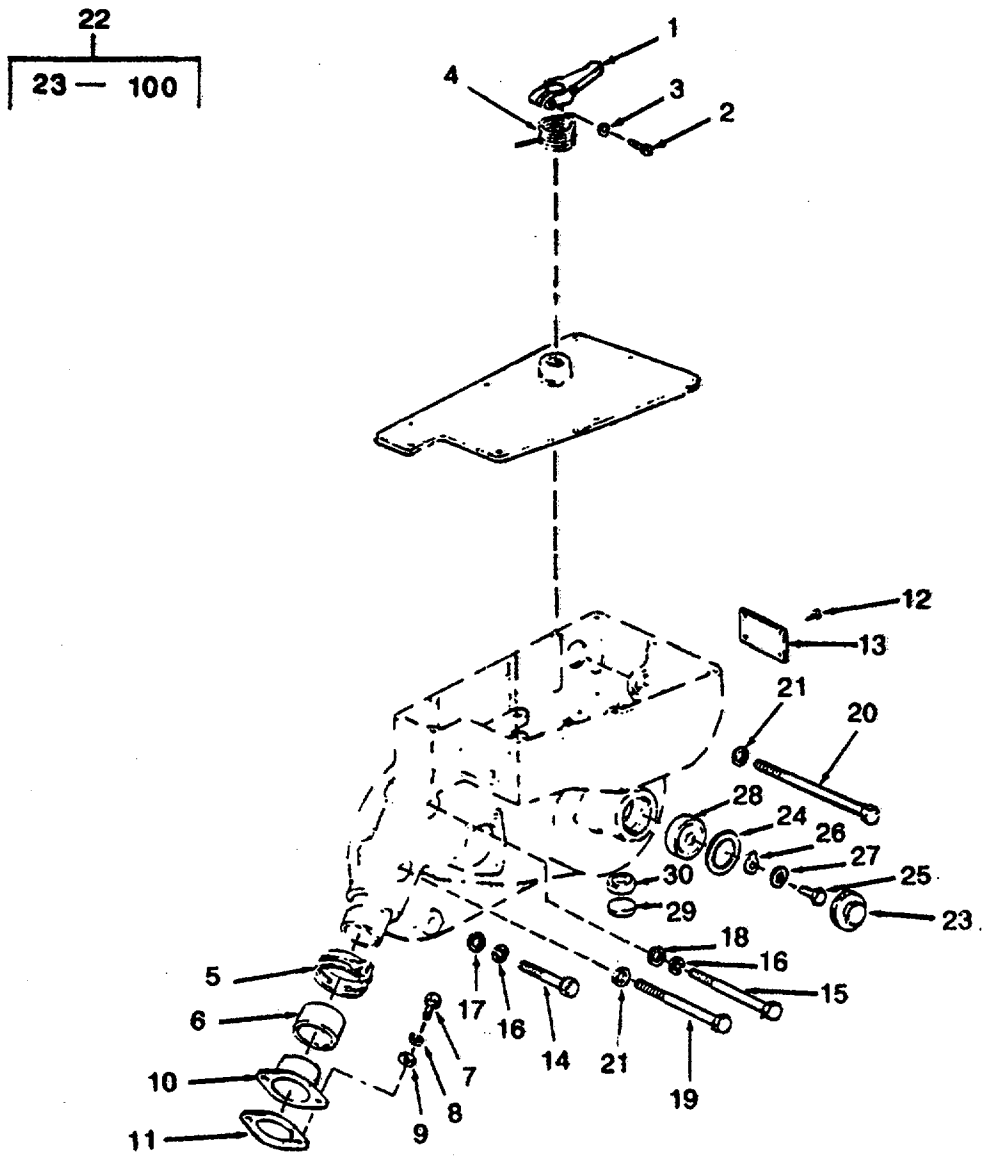


Figure 8. Variable Speed Governor (Sheet 1 of 3)

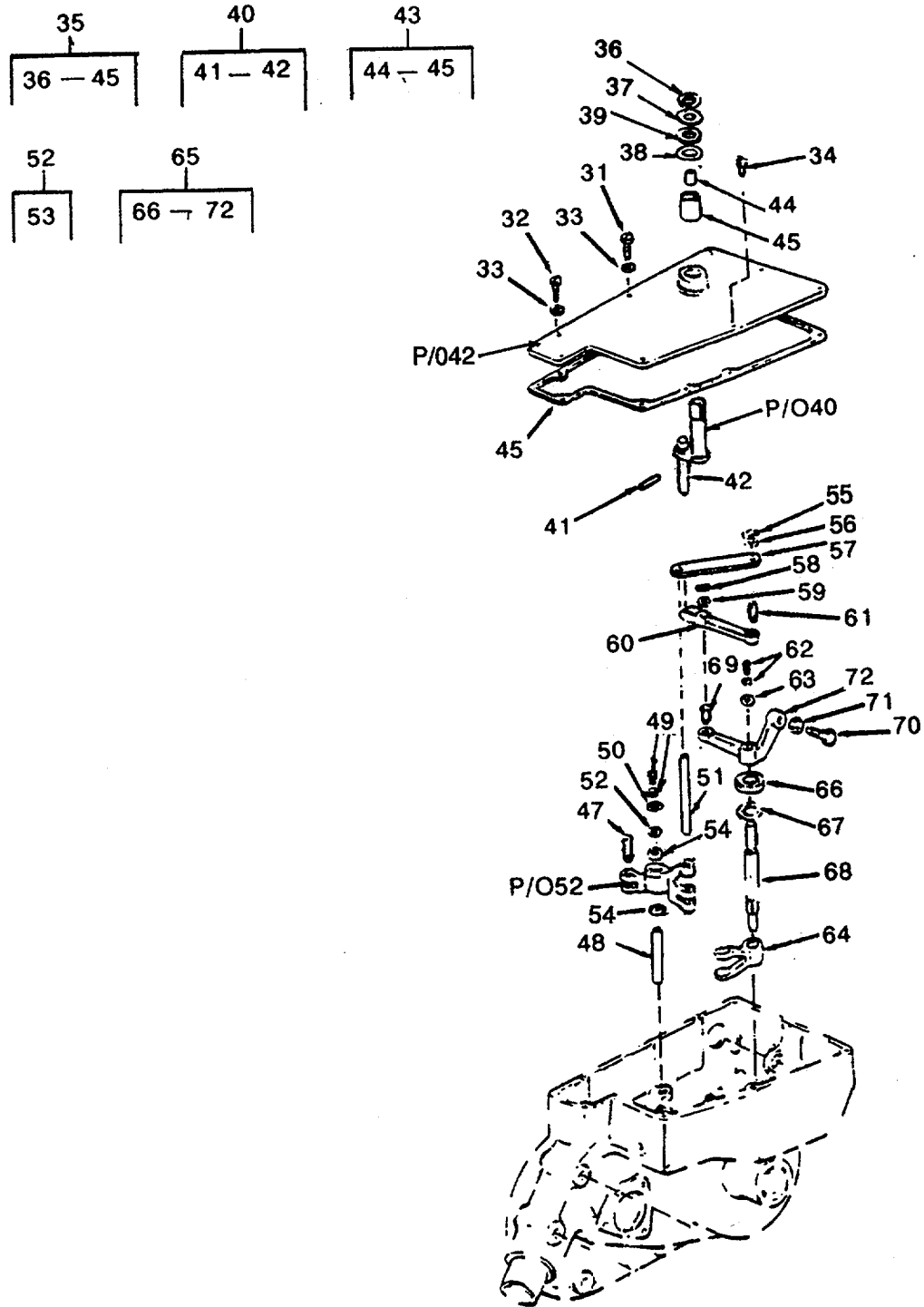


Figure 8. Variable Speed Governor (Sheet 2 of 3)

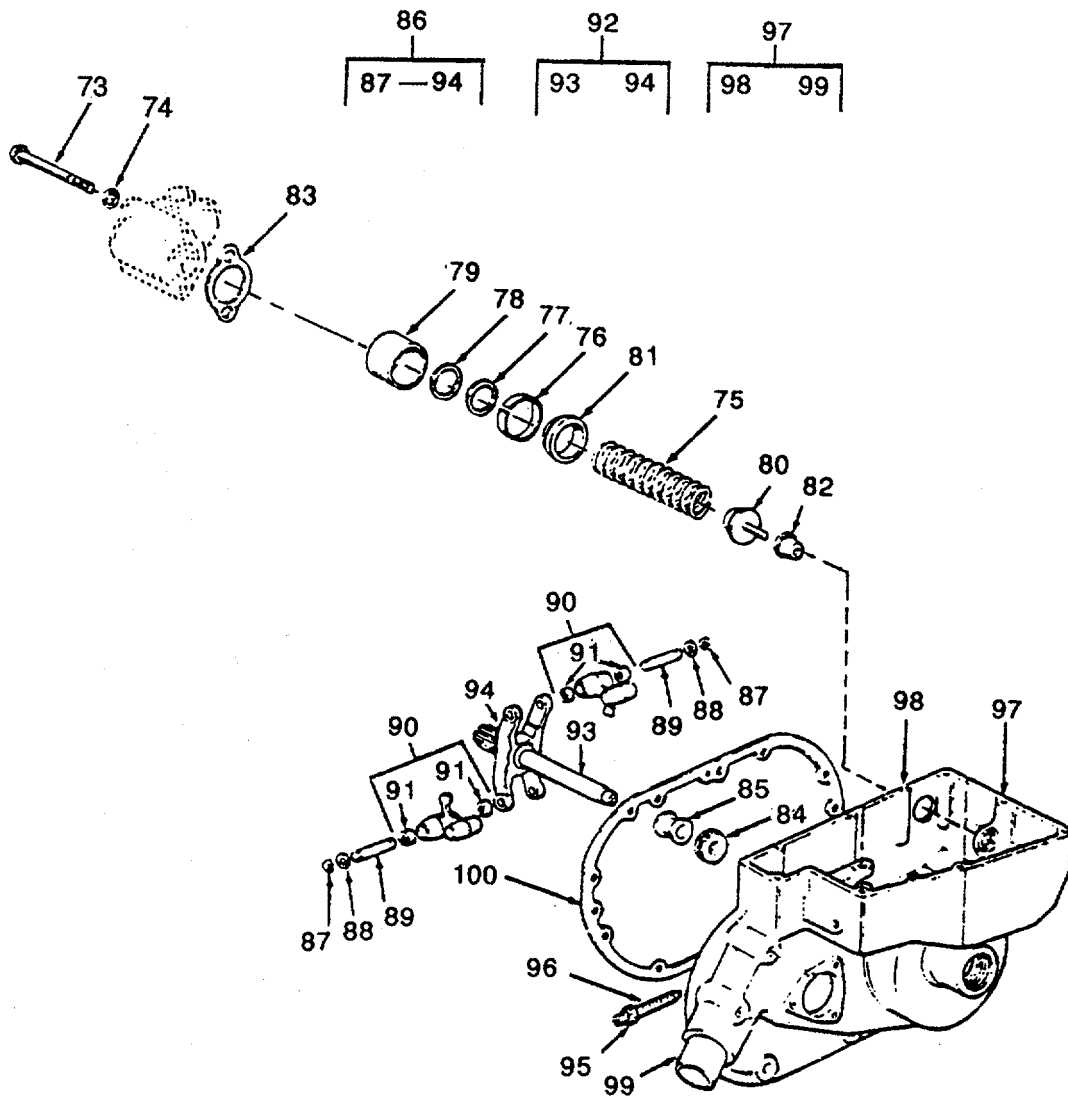


Figure 8. Variable Speed Governor (Sheet 3 of 3)

SECTION II

TM 55-1905-220-20P

(1) ITEM NO	(2) SMR CODE	(3) FSCM	(4) PART NUMBER	(5) DESCRIPTION AND USABLE ON CODES(UOC)	(6) QTY
				GROUP 01	PROPULSION UNIT
				FIG. 8	VARIABLE SPEED GOVERNOR
2	PACZZ	80204	B1821B025C100N	SCREW, MACHINE, HEXAGON H	1
3	PACZZ	96906	MS35338-44	WASHER, LOCK	1
5	PACZZ	96906	MS35842-12	CLAMP, HOSE PRESSURE	2
6	PCCZZ	72582	5124355	HOSE, NONMETALLIC INCHES	2
7	PACZZ	96906	MS90725-6	SCREW, CAP, HEXAGON H	4
8	PACZZ	96906	MS35338-44	WASHER, LOCK	4
9	PACZZ	96906	MS27183-9	WASHER, FLAT	4
10	XDCZZ	72582	5124333	COVER GOVERNOR FUEL	2
11	KFCZZ	72582	5123812	GASKET PART OF KIT P/N 5196375	2
12	PACZZ	96906	MS21318-8	SCREW, DRIVE HEAD	2
13	XDCZZ	72582	5122166	PLATE HOUSING IDENTIFICAT ION (GOVERNOR)	1
14	XDCZZ	96906	MS90725-41	BOLT, MACHINE	7
15	PACZZ	96906	MS90725-47	BOLT, MACHINE	1
16	XDCZZ	96906	MS35338-45	WASHER, LOCK	8
17	PACZZ	96906	MS27183-12	WASHER, FLAT	1
18	PACZZ	96906	MS27183-11	WASHER, FLAT	2
20	XDCZZ	96906	MS90725-48	BOLT, MACHINE	1
22	PBCHH	72582	5143989	GOVERNOR, DIESEL VARIABLE SPEED	1
23	XDCZZ	72582	5183268	CAP, GOVERNOR WEIGHT	1
24	PCCZZ	43999	W1R64-46-32	WASHER, FLAT WEIGHT HOUSING CAP PART OF KIT P/N 5196375	1
29	XDCZZ	72582	116337	PLUG, EXPANSION 1-1/16 INCH GOVERNOR CONTROL HOUSING.....	1
31	PACZZ	96906	MS35265-81	SCREW, MACHINE	6
32	PACZZ	96906	MS35265-80	SCREW, MACHINE	1
33	PACZZ	96906	MS35338-44	WASHER, LOCK	7
36	PACZZ	72582	5174429	RING, RETAINING GOVERNOR THROTTLE SHAFT.....	1
37	PACZZ	72582	5144177	WASHER, SHOULDERED A THROTTLE SHAFT.....	2
39	PACZZ	72582	5197151	SPACER, RING BACKUP 3 3/64ID	1
56	PACZZ	72582	5150941	WASHER, FLAT OPERATING LEVER CONN LINK.....	1
59	PACZZ	72582	5150941	WASHER, FLAT DIFFERENTIAL LEVER ASSEMBLY	1
85	XACZZ	72582	5147910	RISER GOVERNOR	2
87	XDCZZ	72582	5178581	RING, RETAINING	4
88	PACZZ	77445	30896	WASHER, FLAT 32 INCH THICK	8
89	XDCZZ	72582	5185154	PIN, GROOVED, HEADLES	2
95	PACZZ	96906	MS35691-21	NUT, PLAIN, HEXAGON	1
96	PACZZ	72582	5117952	STUD, CONTINUOUS THR GOVERNOR BUFFER.....	1
99	XACZZ	72582	5124332	TUBE FUEL ROD COVER	2
100	PCCZZ	72582	5126499	GASKET BLOWER PART OF KIT P/N 5196375	1

END OF FIGURE

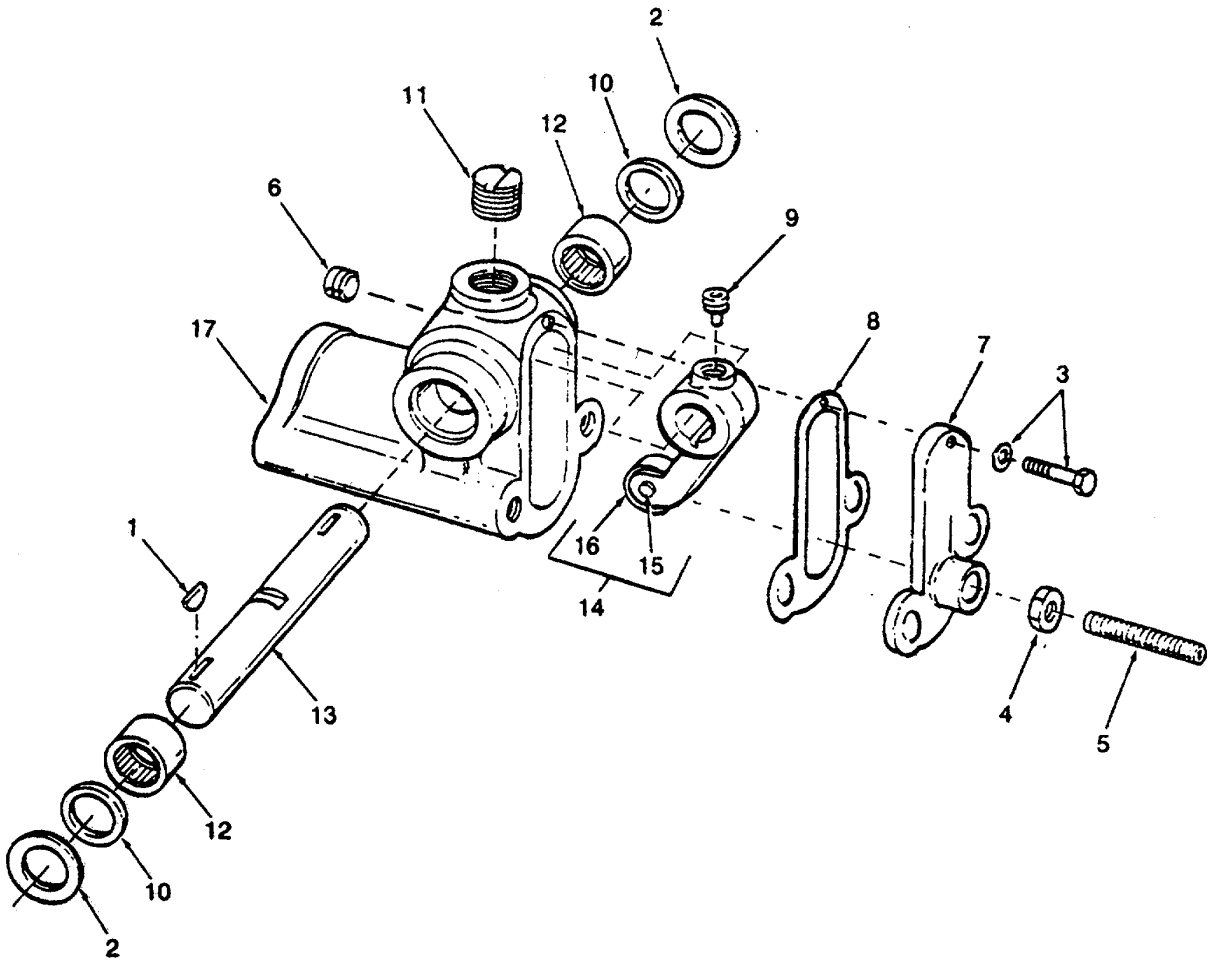


Figure 9. Governor Housing Assembly

SECTION II

TM 55-1905-220-20P

(1) ITEM NO	(2) SMR CODE	(3) FSCM	(4) PART NUMBER	(5) DESCRIPTION AND USABLE ON CODES(UOC)	(6) QTY
				GROUP 01	PROPULSION UNIT
				FIG. 9	GOVERNOR HOUSING ASSEMBLY
3	PACZZ	72582	9417926	SCREW, ASSEMBLED WAS	1
4	XDCZZ	96906	MS51967-2	NUT, PLAIN, HEXAGON	1
5	PACZZ	72582	5143564	SCREW, ADJUSTING ADJUSTING SCREW	1
6	PACZZ	02978	MS49005-4	PLUG, PIPE	1
11	XDCZZ	72582	5126789	PLUG, EXPANSION	1

END OF FIGURE

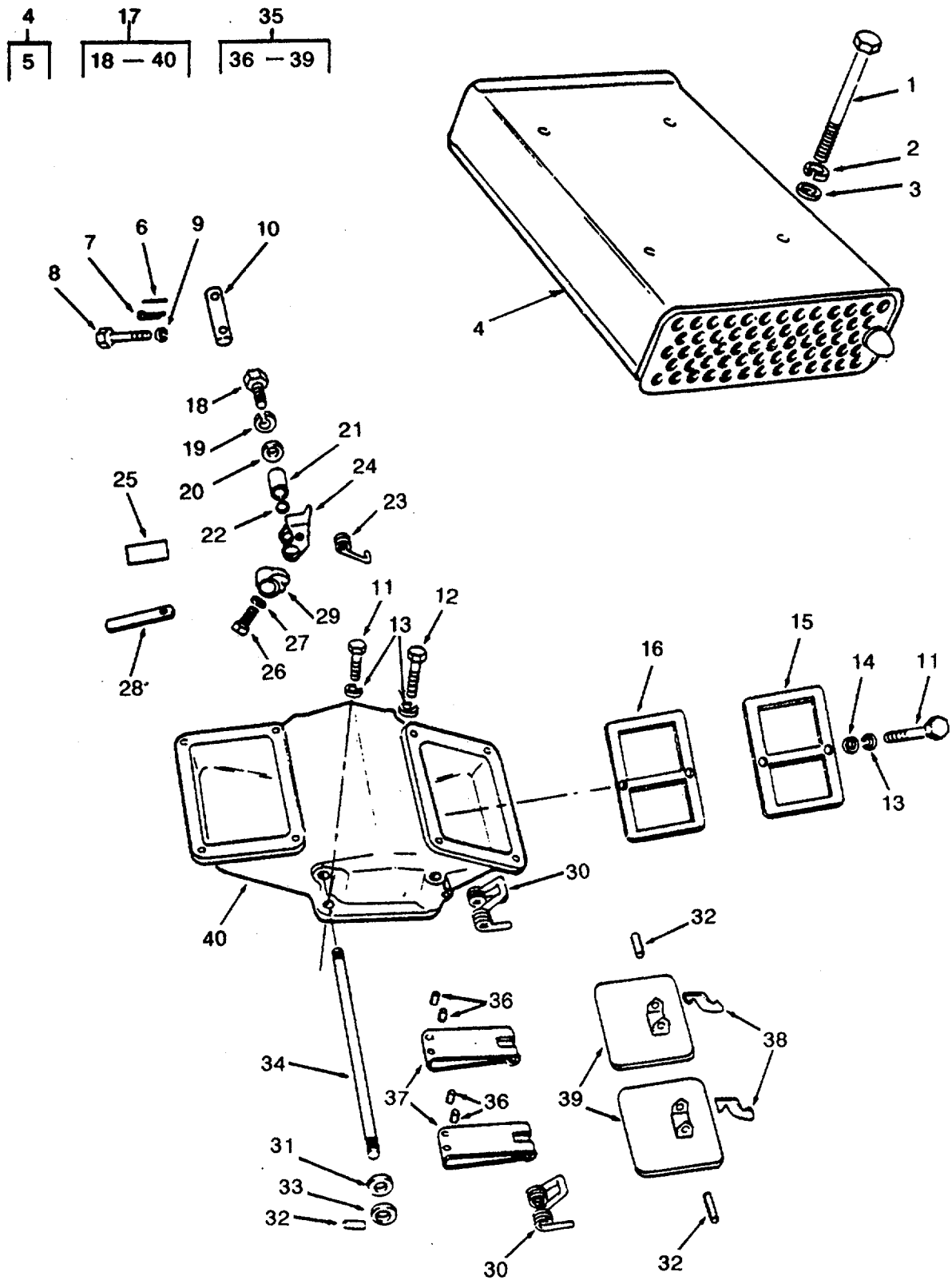


Figure 10. Air Intake (Sheet 1 of 2)

41
42-64

59
60-63

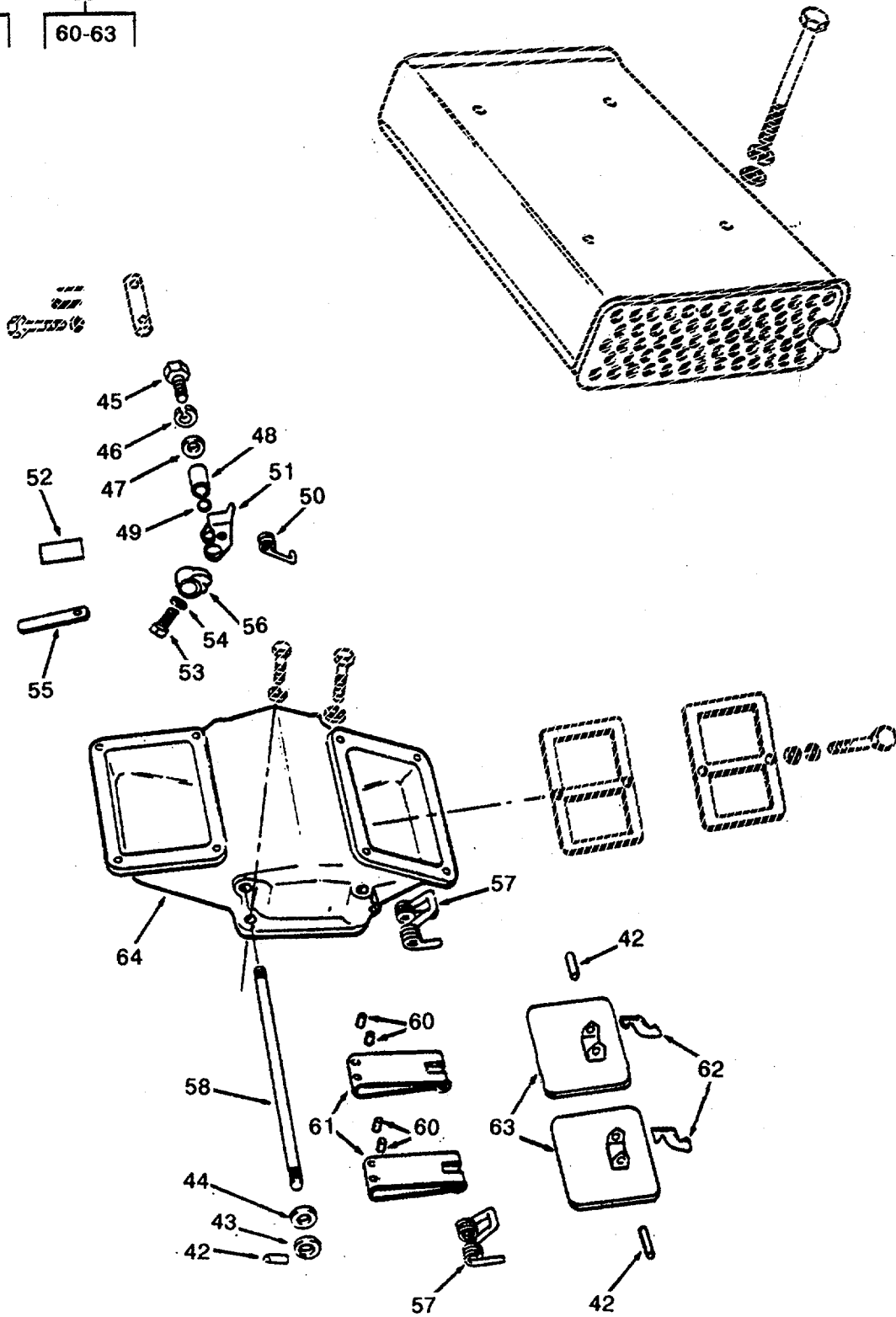


Figure 10. Air Intake (Sheets 2 of 2)

SECTION II

TM 55-1905-220-20P

(1) ITEM NO	(2) SMR CODE	(3) FSCM	(4) PART NUMBER	(5) DESCRIPTION AND USABLE ON CODES(UOC) GROUP 01 PROPULSION UNIT FIG. 10 AIR INTAKE	(6) QTY
1	PACZZ	80204	B1821BH038C375N	SCREW, CAP, HEXAGON H	16
2	PACZZ	96906	MS35338-46	WASHER, LOCK	16
3	PACZZ	96906	MS27183-13	WASHER, FLAT	16
4	XDCZZ	72582	5189848	SILENCER ASSEMBLY	6
5	XDCZZ	72582	1543776	SCREEN, AIR SILENCER	8
6	XDCZZ	72582	453676	PIN, SPRING AIR INLET HOUSING	6
7	PACZZ	96906	MS24665-357	SHUTDOWN VALVE CROSSOVER ROD	
				PIN, COTTER AIR INLET HOUSING	9
				SHUTDOWN VALVE CROSSOVER ROD 1/8X1- 1/2	
8	PACZZ	96906	MS90725-36	BOLT, MACHINE	2
9	XDCZZ	96906	MS35338-45	WASHER, LOCK	2
10	XDCZZ	72582	5136192	COUPLING AIR INLET HOUSING	1
				SHUTDOWN VALVE CROSSOVER	
11	XDCZZ	96906	MS90725-61	SCREW CAP HEX HEAD	8
12	XDCZZ	96906	MS90725-70	SCREW, CAP, HEXAGON H	4
13	PACZZ	96906	MS35338-46	WASHER, LOCK	12
14	PACZZ	96906	MS27183-13	WASHER, FLAT	8
15	XDCZZ	72582	5128838	PLATE STRIKER (AIR INLET HOUSING	2
16	PACZZ	72582	5145235	GASKET PLATE AIR INLET HOUSING	2
				PART OF KIT P/N 5196375	
17	XDCZZ	72582	5136290	HOUSING ASSEMBLY AIR INLET FRONT	
18	PACZZ	72582	179801	SCREW, CAP, HEXAGON H	1
19	PACZZ	96906	MS35338-44	WASHER, LOCK	1
20	PACZZ	96906	MS27183-9	WASHER, FLAT	1
21	XDCZZ	72582	5113633	SPACER, SLEEVE HOUSING SHUTDOWN	1
				VALVE.....	
22	PACZZ	96906	MS27183-22	WASHER, FLAT	1
23	XDCZZ	72582	5114124	SPRING, HELICAL, TORS INLET HSG	1
				SHUTDOWN VALVE).....	
24	XDCZZ	72582	5109673	LATCH AIR INLET	1
25	XDCZZ	72582	5139429	PLATE SHUTDOWN WARNING LEVER	1
26	PACZZ	96906	MS90725-7	SCREW, CAP, HEXAGON H	1
27	PACZZ	96906	MS35338-44	WASHER, LOCK	1
28	XDCZZ	72582	5147640	LEVER AIR INLET HOUSING SHUTDOWN	1
				RESET.....	
29	XDCZZ	72582	5122982	CAM AIR INLET HOUSING SHUTDOWN	1
				RESET.....	
30	XDCZZ	72582	5111904	SPRING, HELICAL, TORS SHUTDOWN	4
				VALVE (AIR INLET HOUSING).....	
31	PACZZ	72582	5179232	PACKING, PREFORMED	4
32	PACZZ	72582	273436	PIN, VALVE	8
33	PACZZ	96906	MS27183-15	WASHER, FLAT	4
34	XDCZZ	72582	5134588	SHAFT AIR INLET HOUSING SHUTDOWN	2
35	XDCZZ	72582	5128836	VALVE ASSEMBLY AIR	2
36	XDCZZ	72582	9416147	PIN HINGE(AIR INLET	4
37	XDCZZ	72582	5128842	HINGE, AIR VALVE INLET HOUSING	4
38	XDCZZ	72582	5128046	SPRING HINGE AIR INLET HOUSING	4

SECTION II

TM 55-1905-220-20P

(1) ITEM NO	(2) SMR CODE	(3) FSCM	(4) PART NUMBER	(5) DESCRIPTION AND USABLE ON CODES(UOC)	(6) QTY
39	XDCZZ	72582	5128841	SHUTDOWN VALVE.....	
40	XDCZZ	72582	5129082	VALVE AIR INLET HOUSING SHUTDOWN	4
41	XDCZZ	72582	5136289	HOUSING AIR INLET	1
42	PACZZ	72582	273436	HOUSING ASSEMBLY AIR INLET REAR	1
43	PACZZ	96906	MS27183-15	PIN, VALVE	8
44	PACZZ	72582	5179232	WASHER, FLAT	4
45	PACZZ	72582	179801	PACKING, PREFORMED	
46	PACZZ	96906	MS35338-44	SCREW, CAP, HEXAGON H	1
47	PACZZ	96906	MS27183-9	WASHER, LOCK	1
48	XDCZZ	72582	5113633	WASHER, FLAT	1
49	PACZZ	96906	MS27183-22	SPACER, SLEEVE HOUSING SHUTDOWN	1
50	XDCZZ	72582	5114124	VALVE.....	
51	XDCZZ	72582	5109673	WASHER, FLAT	1
52	XDCZZ	72582	5139429	SPRING, HELICAL, TORS INLET HSG	1
53	PACZZ	96906	MS90725-7	SHUTDOWN VALVE	
54	PACZZ	96906	MS35338-44	LATCH AIR INLET	1
55	XDCZZ	72582	5147640	PLATE SHUTDOWN WARNING LEVER	1
56	XDCZZ	72582	5122982	SCREW, CAP, HEXAGON H	1
57	XDCZZ	72582	5111904	WASHER, LOCK	
58	XDCZZ	72582	5134588	LEVER AIR INLET HOUSING SHUTDOWN	1
59	XDCZZ	72582	5128836	RESET.....	
60	XDCZZ	72582	9416147	CAM AIR INLET HOUSING SHUTDOWN	1
61	XDCZZ	72582	5128842	RESET.....	
62	XDCZZ	72582	5128046	SPRING, HELICAL SHUTDOWN VALVE	4
63	XDCZZ	72582	5128841	(AIR INLET HOUSING).....	
64	XDCZZ	72582	5129082	SHAFT AIR INLET HOUSING SHUTDOWN.	2
				VALVE ASSEMBLY AIR SHUTDOWN	2
				PIN HINGE(AIR INLET	4
				HINGE, AIR VALVE INLET HOUSING	4
				SPRING HINGE(AIR INLET HOUSING	
				SHUTDOWN VALVE.....	
				VALVE AIR INLET HOUSING SHUTDOWN	4
				HOUSING AIR INLET	1

END OF FIGURE

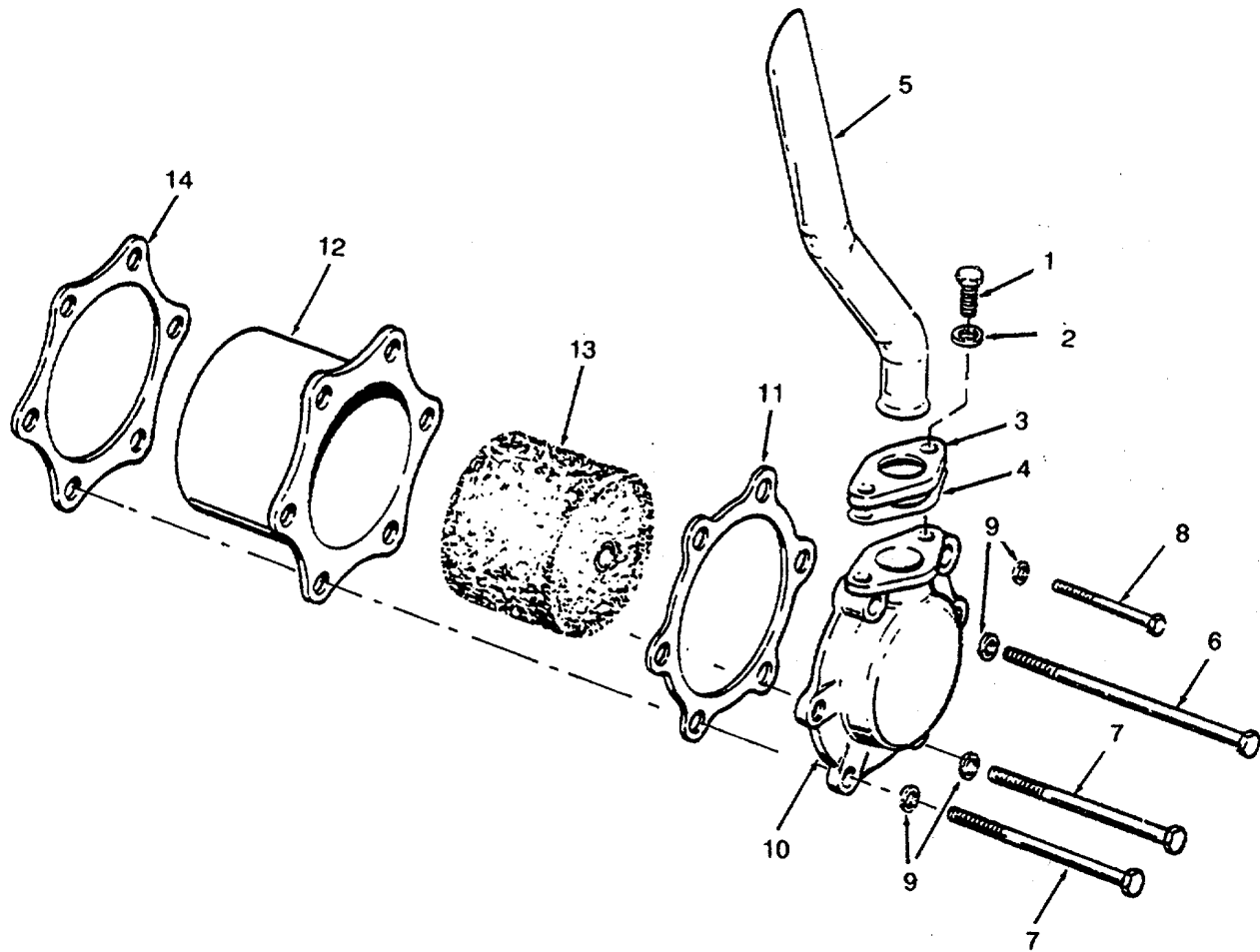


Figure 11. Ventilation

SECTION II **TM 55-1905-220-20P**

(1) ITEM NO	(2) SMR CODE	(3) CAGEC	(4) PART NUMBER	(5) DESCRIPTION AND USABLE ON CODES(UOC)	(6) QTY
-------------------	--------------------	--------------	-----------------------	---	------------

GROUP 01 PROPULSION UNIT

FIG. 11 VENTILATION

1	XDCZZ	96906	MS90725-59	.SCREW,CAP,HEXAGON	2
2	PACZZ	96906	MS35338-46	.WASHER,LOCK	2
3	XDCZZ	72582	5144734	.FLANGE BREATHERPIPE	1
4	PACZZ	72582	5132331	.GASKET PART OF KIT P/N 5196375	1
5	XDCZZ	72582	5145583	.TUBE BREATHER PIPE ASSEMBLY	1
7	PACZZ	96906	MS90725-67	.SCREW,CAP,HEXAGON H	2
8	PACZZ	96906	MS90725-77	.SCREW,CAP,HEXAGON H	1
10	XDCZZ	72582	5145592	.BODY BREATHER	1
11	PACZZ	72582	5122227	.GASKET BODY PART OF KIT P/N	1
				5196375	
12	XDCZZ	72582	5113734	.SHELL BREATHER	1
13	PACZZ	72582	5132041	.FILTERING DISK,FLUI OIL SEPARATOR	1
				FILTER UNIT	
14	PACZZ	72582	5122227	.GASKET BODY SHELL PART OF KIT P/N	1
				5196375	

END OF FIGURE

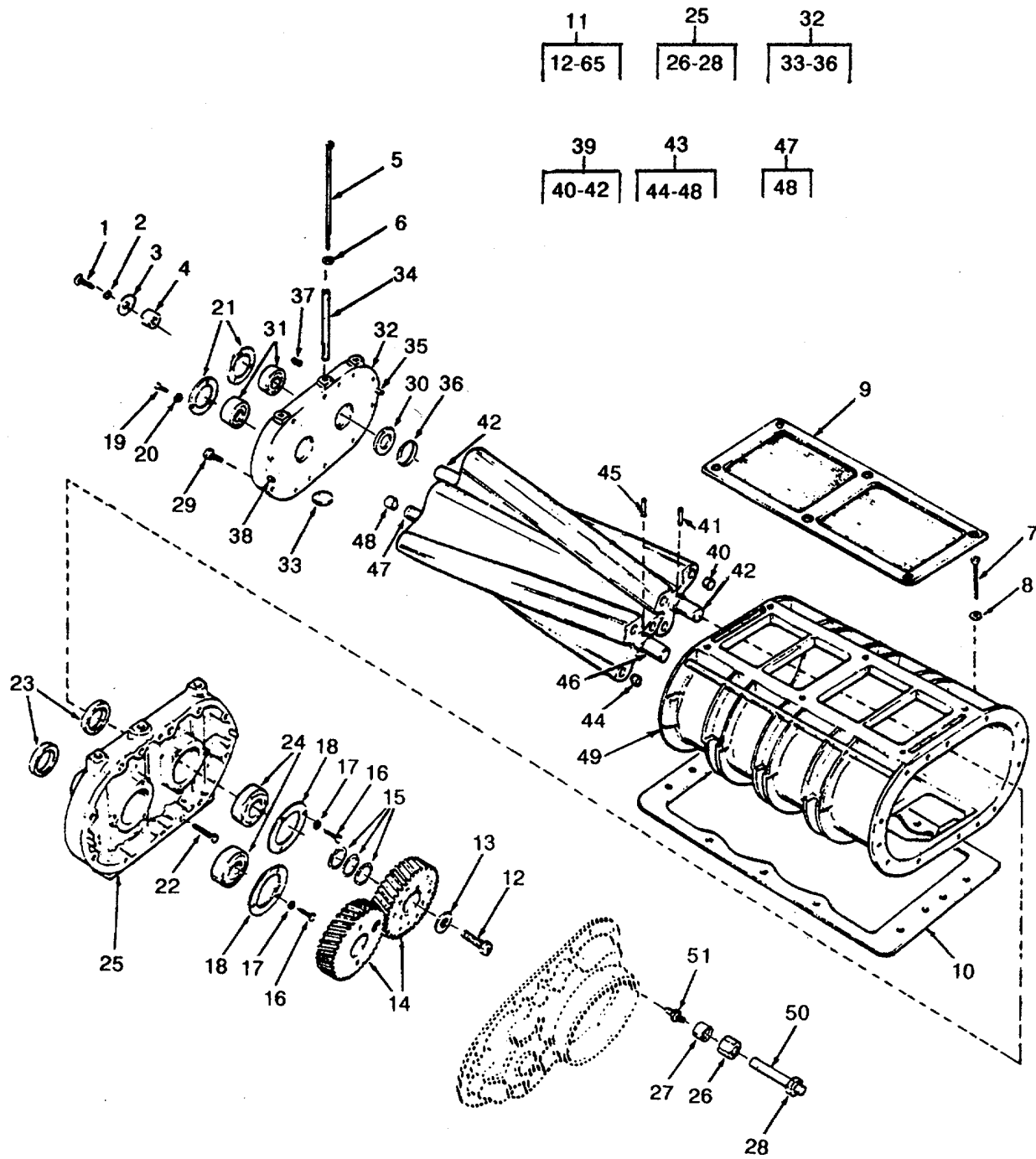


Figure 12. Blower Assembly (Sheet 1 Of 2)

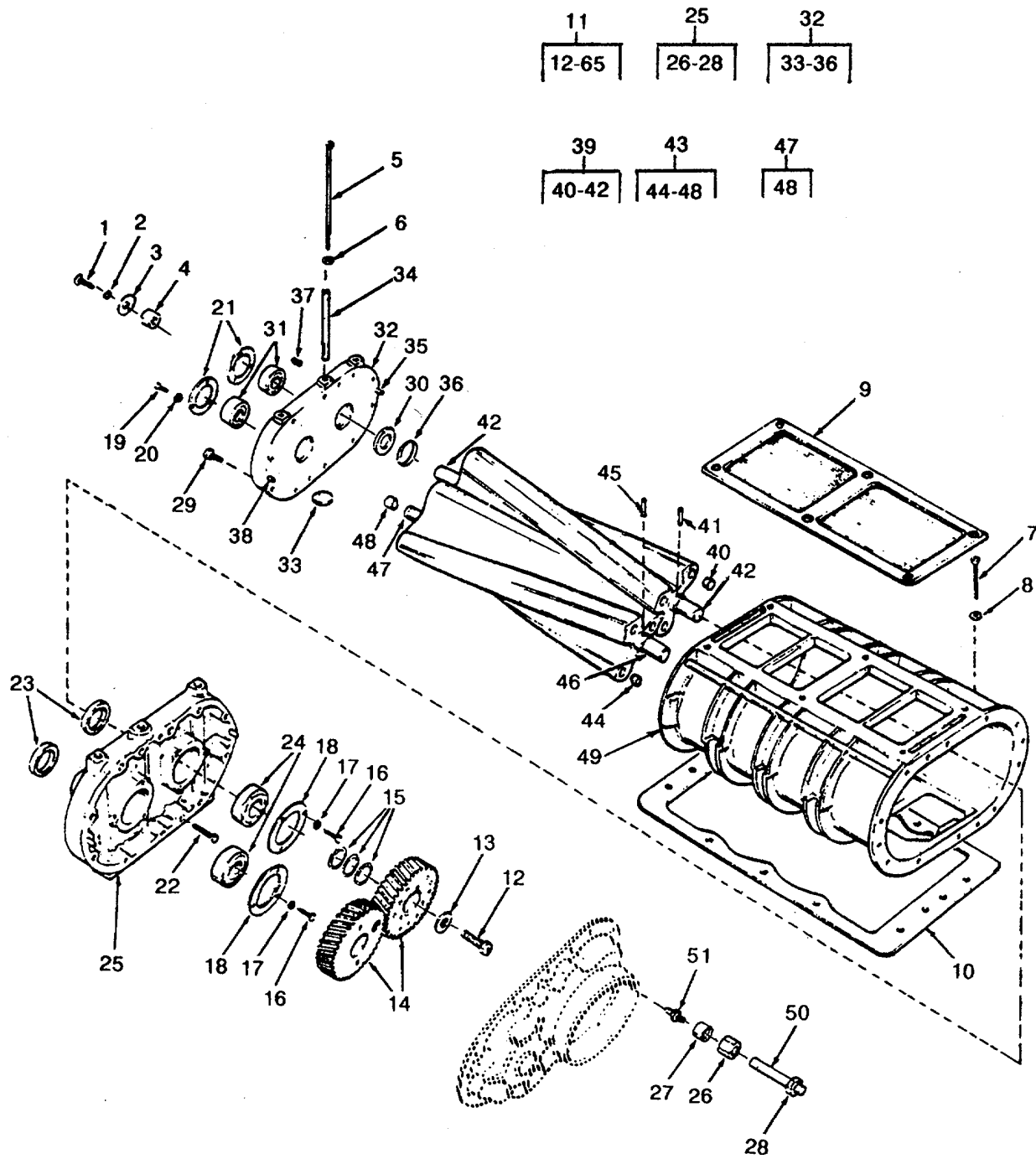


Figure 12. Blower Assembly (Sheet 2 Of 2)

SECTION II		TM 55-1905-220-20P		(5)	(6)
(1)	(2)	(3)	(4)		
ITEM	SMR		PART		
NO	CODE	CAGEC	NUMBER	DESCRIPTION AND USABLE ON CODES(UOC)	QTY
				GROUP 01	PROPULSION UNIT
				FIG. 12	BLOWER ASSEMBLY
1	PACZZ	96906	MS90727-111	.SCREW,CAP,HEXAGON H	1
2	PACZZ	96906	MS35335-37	.WASHER,LOCK PART OF KIT P/N 5192796	1
5	PACZZ	72582	9411488	.SCREW,CAP,HEXAGON HEAD	8
6	XDCZZ	72582	5121905	.WASHER,FLAT 15/32ID X 7/80D X 5/	8
				32 CADMIUM PLATED	
7	PACZZ	72582	187491	.SCREW,CAP,HEXAGON 3/8-16 X 5-1/2	8
				CADMIUM PLATED	
8	PACZZ	72582	5121814	.RETAINER,NUT	16
11	PACFF	72582	5125851	.BLOWER ASSEMBLY,DIE BASIC FRONT	2
				AND REAR	
12	PACZZ	96906	MS90726-111	..SCREW,CAP,HEXAGON 2	
15	KBCZZ	72582	5150372	..SHIM GEAR 0.002 INCH PART OF KIT	1
				P/N 5192796.....	
15	KBCZZ	72582	5153938	..SHIM GEAR 0.003 INCH PART OF KIT	1
				P/N 5192796.....	
15	KBCZZ	72582	5150855	..SHIM GEAR 0.005 INCH PART OF KIT	1
				P/N 5192796.....	
15	KBCZZ	24617	5150856	..SHIM GEAR 0.010 INCH PART OF KIT	1
				P/N 5192796.....	
23	KBCZZ	72582	5138710	...SEAL,BLOWER HOUSING PART OF KIT	2
				P/N 5192796.....	
30	KBCZZ	72582	5138710	..SEAL,PLAIN ENCASED PART OF KIT P/N	2
				5192796.....	
31	KBCZZ	72582	7451054	..BEARING,ROLLER,CYLI CYLINDER,	2
-				ROTOR FRONT PART OF KIT P/N 5192796.	
33	PACZZ	72582	5109389	..STRAINER ELEMENT,SE PASSAGE	1
				BLOWER HOUSING END PLATE.....	
38	PACZZ	72582	5157933	..PIN,STRAIGHT,HEADLE HEADLESS	2
50	KBCZZ	72582	5117717	.HOSE BLOWER DRIVE COVER PART OF	1
				KIT P/N 5196386	
51	KBCZZ	72582	5144409	ADAPTOR BLOWER DRIVE COVER PART OF	1
				.KIT P/N 5196386	
52	XDCZZ	72582	5120645	.CLAMP,HOSE COVER PACKING PART OF	2
				KIT P/N 5196386	
62	XDCZZ	72582	5150348	..CAM,BLOWER DRIVE COUPLING	1
63	PACZZ	72582	5196314	..PACK KIT,SP.RING,BLO DRIVE	1
				COUPLING.....	
64	XDCZZ	72582	5150346	..SEAT,BLOWER DRIVE COUPLING SPRING	4
65	XDCZZ	72582	5150345	..SUPPORT,COUPLING SP DRIVE	1
				COUPLING.....	
66	PACZZ	72582	5148253	.SHAFT BLOWER DRIVE	2
67	PACZZ	72582	5154637	.RING,RETAINING SHAFT SNAP	2
68	XDCZZ	96906	MS90726-59	.SCREW,CAP,HEXAGON	2
71	PACZZ	96906	MS35338-46	.WASHER,LOCK	6
74	PACZZ	72582	5117727	.NUT,PLAIN,HEXAGON GEAR HUB 1-7/16-	1
				16.....	
76	PACZZ	72582	5117704	..BEARING,WASHER,THRU	1
- 77	PACZZ	72582	5117700	..BEARING,WASHER,THRU DRIVE GEAR	2

SECTION II				(5)	(6)
(1) ITEM NO	(2) SMR CODE	(3) FSCM	(4) PART NUMBER	DESCRIPTION AND USABLE ON CODES(UOC)	QTY
				HUB THRUST (SPECIFY HUB BO RE AND KEY SIZE WHEN ORDERING	
80	XDCZZ	72582	5117722	.SUPPORT ASSEMBLY BLOWER DRIVE	1
	PCCZZ	72582	5196386	GEAR HUB SUPPORT PRGMT ONLY W/ASSY.. .PARTS KIT,DIESELINSTALLATION 1
				ADAPTOR BLOWER	(1) 12-51
				CLAMP,HOSE	(2) 12-52
				GASKET	(2) 12-9
				GASKET BLOWER	(23) 12-10
				GASKET BLOWER DRIVE	(1) 12-83
				HOSE BLOWER DRIVE	(1) 12-50
				WASHER,FLAT	(2) 12-69
	XDCZZ	72582	5196762	.COVER KIT BLOWER HOUSING END PLATE	1
				BOLT HEX HEAD	(8) 12-54
				GASKET	(1) 12-57
				PACKING,PREFORMED	(2) 12-53
				WASHER,FLAT	(8) 12-55

END OF FIGURE

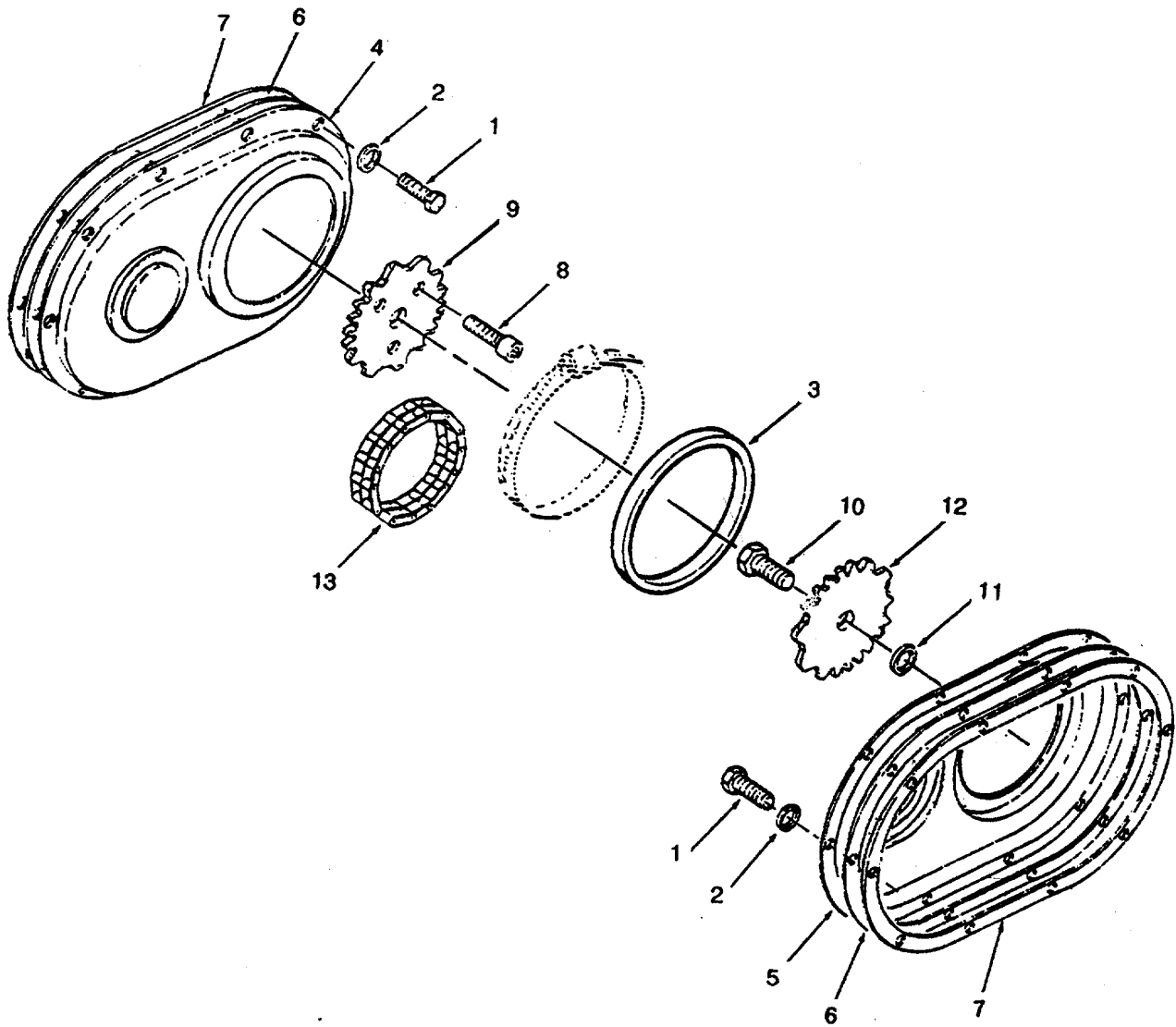


Figure 13. Blower Coupling

SECTION II

(1) ITEM NO	(2) SMR CODE	(3) CAGEC	(4) PART NUMBER	(5) DESCRIPTION AND USABLE ON CODES(UOC)	(6) QTY
				GROUP 01	PROPULSION UNIT
				FIG. 13	BLOWER COUPLING
1	PACZZ	81349	MILS1222	..BOLT,MACHINE PART OF KIT P/N 5196763	16
2	PACZZ	72582	5159714	..WASHER,FLAT PLATE 0.328ID X 1/8 THK PART OF KIT P/N 5196763	16
10	PACZZ	96906	MS16998-96	..SCREW,CAP,SOCKET HEAD HEX	1
11	XDCZZ	72582	5117082	..WASHER,FLAT	1

END OF FIGURE

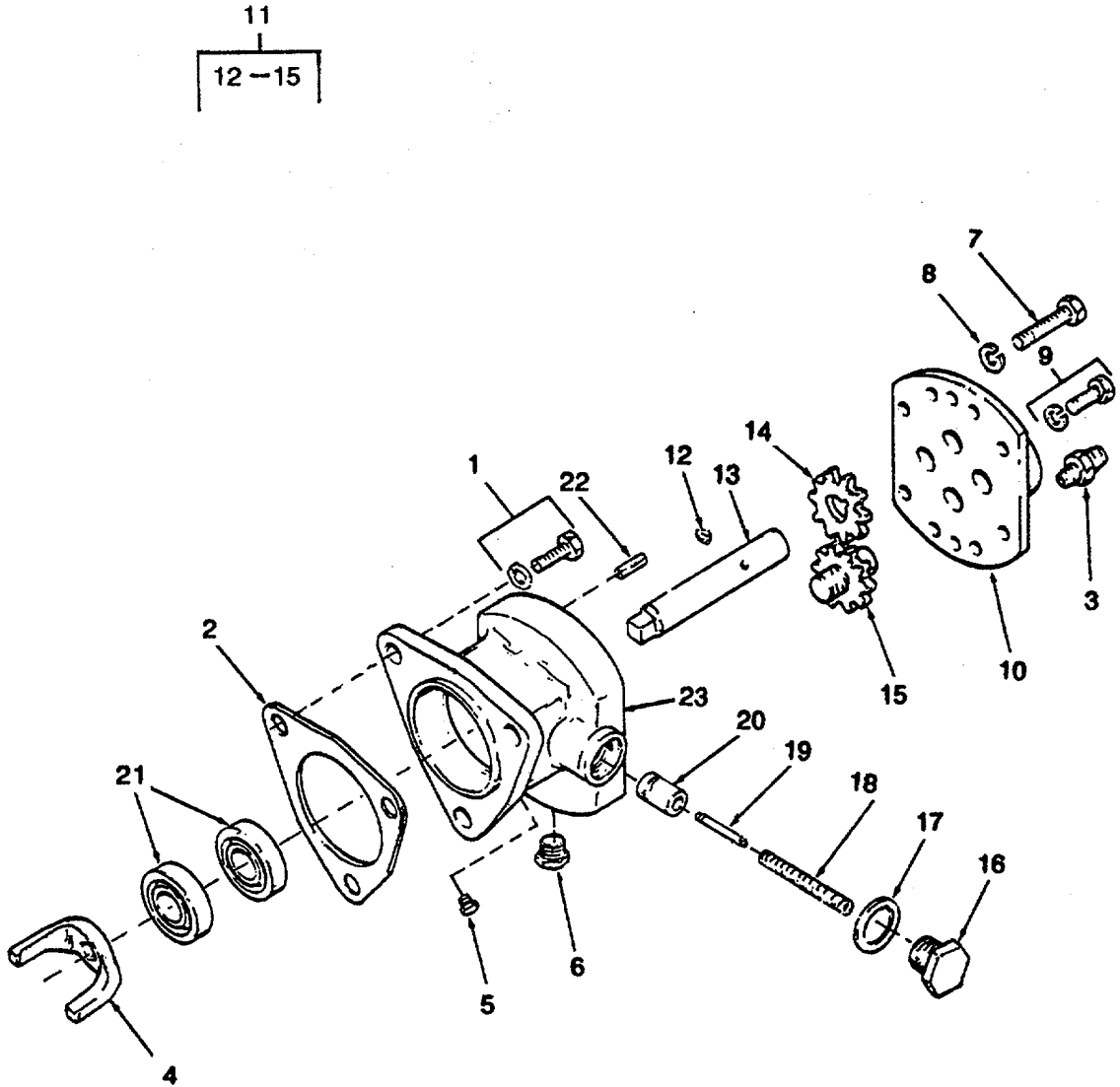


Figure 14. Fuel Pump

SECTION II

TM 55-1905-220-20P

(1) ITEM NO	(2) SMR CODE	(3) CAGEC	(4) PART NUMBER	(5) DESCRIPTION AND USABLE ON CODES(UOC)	(6) QTY
				GROUP 01	PROPULSION UNIT
				FIG. 14	FUEL PUMP
1	PACFZ PACZZ	72582 81381	5199735 5131685	PUMP ASSEMBLY,FUELBOLT,ASSEMBLED WASH CADMIUM	1 3
2	KBCZZ	72582	5150193	PLATED W/SEAL WASHERGASKET PART OF KIT P/N 5196382 PART	1 1
3	KBCZZ	96906	MS39232-2	OF KIT P/N 5196375	1
4	XDCZZ	72582	5102257	.REDUCER,PIPE	1
5	KBCZZ	96906	MS20913-1S	.HANDLE,YALVE STEM COUPLING	1
6	KBCZZ	96906	MS20913-3S	.PLUG,PIPE PART OF KIT P/N 519693 8.....	2
7	XDCZZ	96906	MS90725-13	.COUPLING HALF,QUICK PART OF KIT P/N	1
8	PACZZ	96906	MS35338-44	519693B.....	1
9	PACZZ	72582	3719219	.SCREW CAP HEX HEAD	4
10	XDCZZ	72582	5100301	.WASHER,LOCK	4
11	KFCZZ	72582	5146705	.BOLT,MACHINE	4
12	KFCZZ	72582	147481	.COVER FUEL PUMP	1
13	KFCZZ	72582	5178700	.GEAR,SPUR DRIVE PART OF KIT P/N	1
14	KFCZZ	72582	5128217	5196938	1
15	KFCZZ	72582	5100313	..BALL 1/8 INCH STEEL FUEL PUMP	1
16	XDCZZ	72582	5174971	DRIVE GEAR PART OF KIT P/N 5196938	1
17	KFCZZ	72582	5161003	..SHAFT,STRAIGHT DRIVE PART OF KIT	1
18	KFCZZ	72582	5184530	P/N 5196938.....	1
19	KFCZZ	96906	MS16556-838	..GEAR,SPUR DRIVE PART OF KIT P/N	1
20	KFCZZ	72582	5174973	5196938	1
21	KFCZZ	72582	5230007	..GEAR,SPUR INCLUDES GEAR PART OF	1
22	PACZZ	72582	141195	KIT P/N 5196938	1
23	XDCZZ XDCZZ	72582 72582	5146339 5196938	.PLUG,MACHINE THREAD VALVE	1
				.GASKET VALVE PLUG PART OF KIT P/N	1
				5196938 PART OF KIT P/N 5196382 PART	1
				OF KIT P/N 5196375	1
				.SPRING,HELICAL,COMP VALVE	1
				RETAINING PART OF KIT P/N 5196938	1
				.PIN,STRAIGHT FUEL PUMP VALVE 5/32	1
				X 1 INCH PART OF KIT P/N 5196938	1
				.VALVE,RELIEF PART OF KIT P/N	1
				5196938	1
				.SEAL,PLAIN ENCASED PART OF KIT P/N	2
				5196938	2
				.PIN,STRAIGHT,HEADLE DOWEL FUEL	2
				PUMP BODY	2
				.BODY FUEL PUMP	1
				.PARTS KIT,ENGINE PUMP	1
				BALL 1/8 INCH STEEL(1) 14-12	1
				COUPLING HALF,QUICK(1) 14-6	1
				GASKET.....	(1) 14-17
				GEAR,SPUR	(1) 14-11
				GEAR,SPUR	(1) 14-14
				GEAR,SPUR	(1) 14-15
				PIN,STRAIGHT	(1) 14-19
				PLUG,PIPE	(2) 14-5

SECTION II
(1)

TM 55-1905-220-20P

(2) (3) (4)
(5) (6)

ITEM NO	SMR CODE	CAGEC	PART NUMBER	DESCRIPTION AND USABLE ON CODES(UOC)	QTY
				SEAL,PLAIN ENCASED	(2) 14-21
				SHAFT,STRAIGHT	(1) 14-13
				SPRING,HELICAL,COMP	(1) 14-18
				VALVE,RELIEF	(1) 14-20

END OF FIGURE

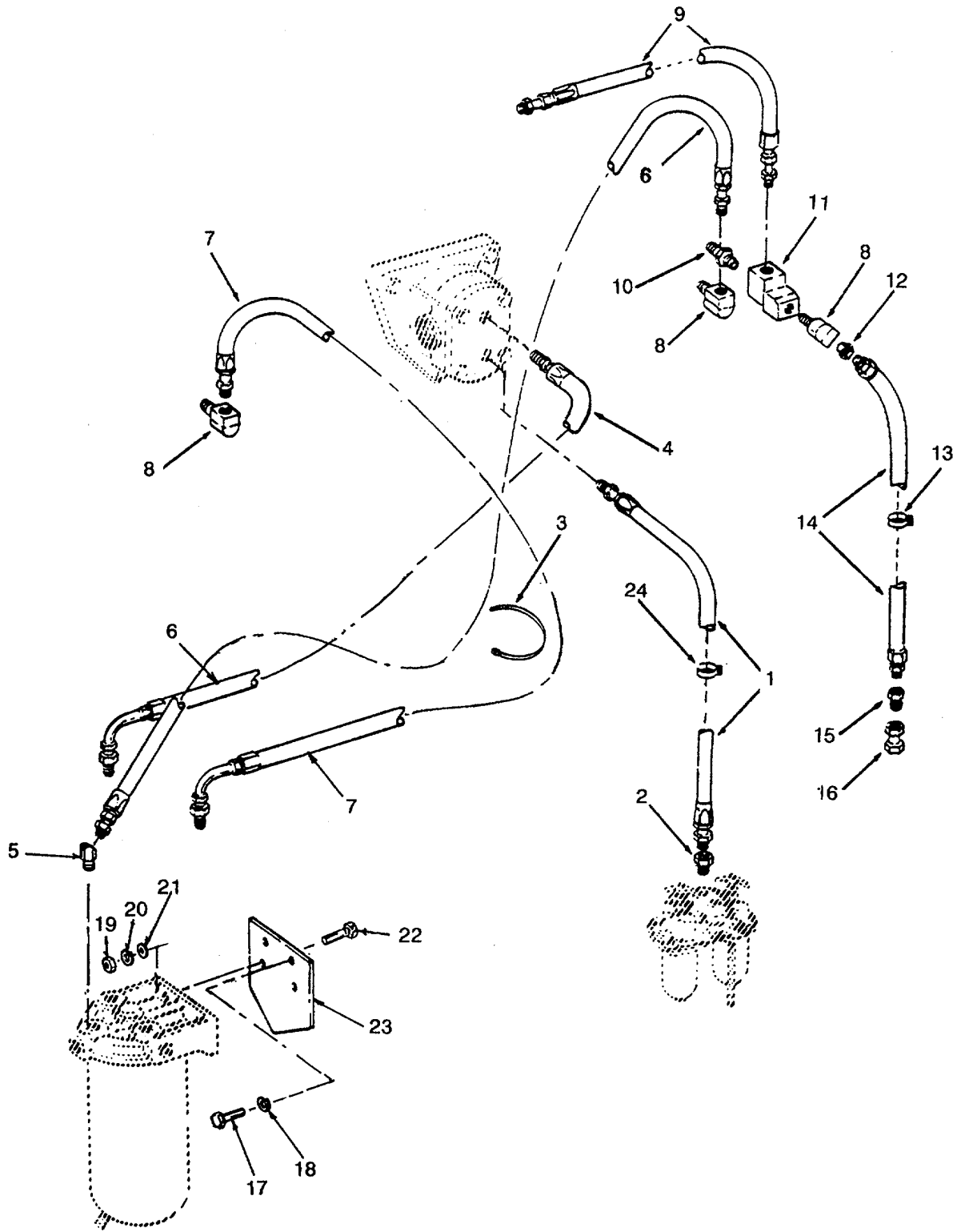


Figure 15. Fuel Lines

SECTION II

TM 55-1905-220-20P

(1) ITEM NO	(2) SMR CODE	(3) CAGEC	(4) PART NUMBER	(5) DESCRIPTION AND USABLE ON CODES(UOC)	(6) QTY
GROUP 01 PROPULSION UNIT					
FIG. 15 FUEL LINES					
1	XDCZZ	72582	5126739	.HOSE ASSEMBLY,NONME FUEL PUMP INLET	1
2	XDCZZ	72582	442323	CONNECTOR FLANGE TUBE 3/8 INCH, FILTER TO CYLINDER HEAD HOSE	1
3	XDCZZ	72582	5114551	TAG CABLE FUEL DRAIN CROSSOVER HOSE	1
4	PACZZ	72582	5130696	HOSE ASSEMBLY,NONME PUMP TO FILTER	1
5	PACZZ	72582	9432249	ELBOW,PIPE TO TUBE FLANGE TUBE 3/8 INCH 90 DEGREE	1
6	PACZZ	72582	5137958	.HOSE ASSEMBLY,NONME FILTER TO CYLINDER HEAD (RIGHT BANK)	1
7	PACZZ	98441	213R6IS6IS6-27-1/2	.HOSE ASSEMBLY,NONME 27-1/2 INCHES LONG FILTER TO CYLINDER HEAD (LEFT BANK)	1
8	XDCZZ	72582	9432249	ELBOW,PIPE TO TUBE FLANGE TUBE 3/8 INCH 90 DEGREE FILTER TO CYLINDER HEAD HOSE	3
9	XDCZZ	72582	5132273	HOSE ASSEMBLY CROSSOVER NONPROCURABLE,FABRICATE	1
10	PACZZ	96906	MS39232-2	REDUCER,PIPE	.1
11	XDCZZ	72582	442348	TEE 3/8 INCH TUBE 2-WAY FILTER TO CYLINDER HEAD HOSE	1
12	PACZZ	96906	MS39232-2	REDUCER,PIPE	.1
13	XDCZZ	72582	2488022	CLAMP,LOOP FUEL DRAIN HOSE	2
14	XDCZZ	72582	5131831	HOSE ASSEMBLY FUEL DRAIN NONPROCURABLE FABRICATE	1
15	XDCZZ	72582	187395	COUPLING 1/4 INCH PIPE FUEL DRAIN HOSE	1
16	PACZZ	72582	444000	COUPLING,PIPE FUEL DRAIN HOSE	1
17	XDCZZ	96906	MS90728-60	.SCREW,CAP,HEXAGON H	2
18	PACZZ	96906	MS35338-46	.WASHER,LOCK	2
19	PACZZ	96906	MS51967-11	.NUT,PLAIN,HEXAGON	4
20	PACZZ	96906	MS35338-47	.WASHER,LOCK	4
21	XDCZZ	72582	120395	.WASHER FLAT	4
22	PACZZ	72582	180150	.SCREW,CAP,HEXAGON H HEAD	4
23	XDCZZ	72582	5138075	.BRACKET FUEL FILTER	1
24	XDCZZ	72582	2488022	.CLAMP,LOOP FUEL DRAIN CROSSOVER HOSE	1

END OF FIGURE

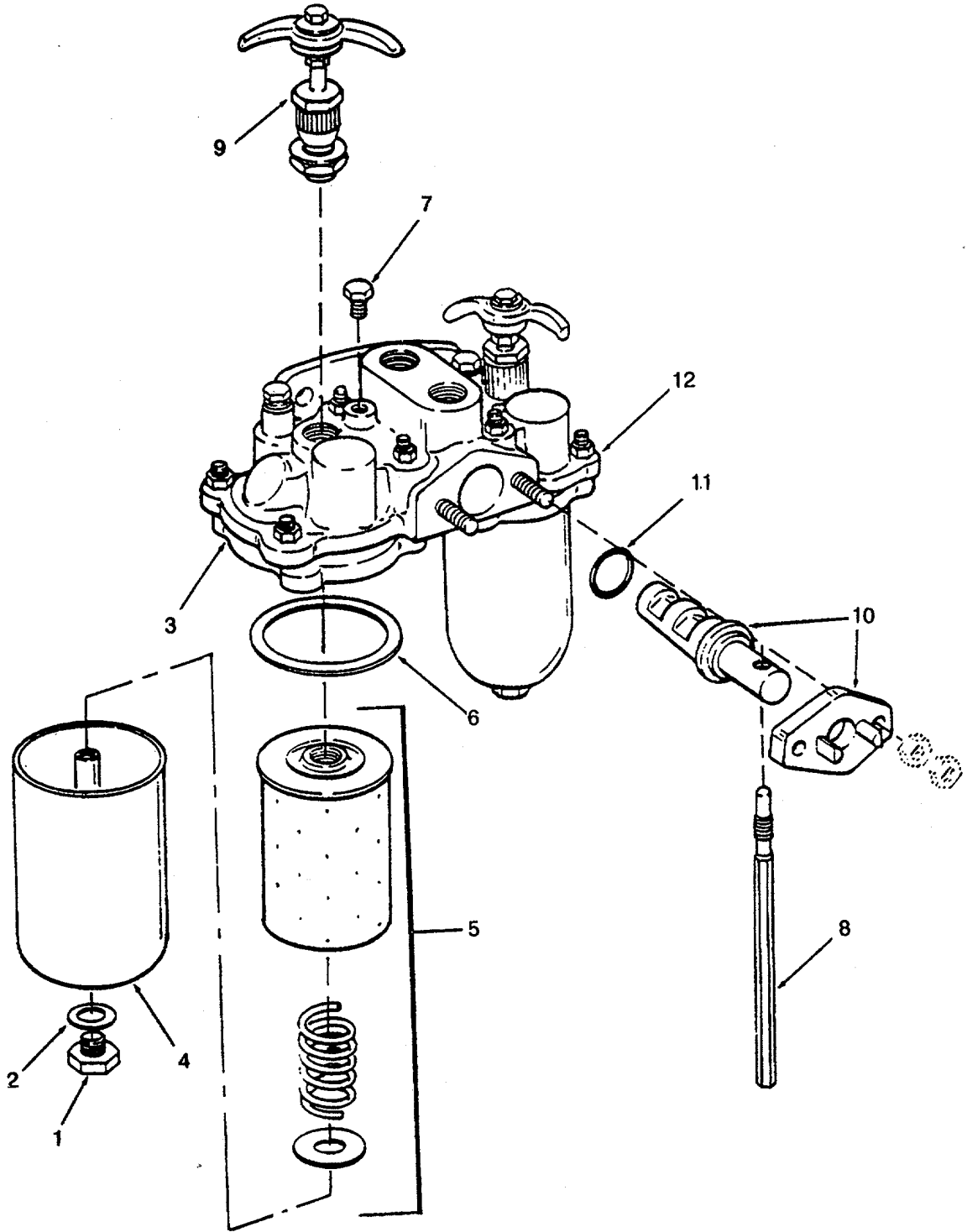


Figure 16. Fuel Strainer

SECTION II

TM 55-1905-220-20P

(1) ITEM NO	(2) SMR CODE	(3) CAGEC	(4) PART NUMBER	(5) DESCRIPTION AND USABLE ON CODES(UOC)	(6) QTY
				GROUP 01	PROPULSION UNIT
				FIG. 16	FUEL STRAINER
	XDCZZ	72582	5113928	.FILTER,FLUID FUEL	1
1	XDCZZ	72582	5196640	..PLUG,DRAIN SHELL	2
2	PCCZZ	35311	SD3246	..GASKET STRAINER SHELL PLUG	2
3	XDCZZ	72582	5193698	..RING,CLAMPING,STRAI SHELL	2
				RETAINING	
4	XDCZZ	72582	5193697	..SHELL FUEL STRAINER	2
5	PACZZ	72582	5196634	..FILTER ELEMENT,FLUI ASSEMBLY	2
				FUEL STRAINER	
6	PCCZZ	72582	5193704	..GASKET STRAINER COVER	2
7	PACZZ	96906	MS20913-4S	..PLUG,PIPE	1
8	XDCZZ	72582	5193707	..HANDLE FLOW CONTROL FUEL STRAINER	1
9	XDCZZ	72582	5193708	..HANDLE,FILTER COVER CONTROL FUEL	1
				STRAINER	
10	XDCZZ	72582	5193702	..FILTER ELEMENT,FLUI	1
11	XDCZZ	72582	3230393	..PACKING REGULATOR VALVE FUEL	1
				STRAINER	
12	XDCZZ	72582	5196638	..COVER FUEL STRAINER	1

END OF FIGURE

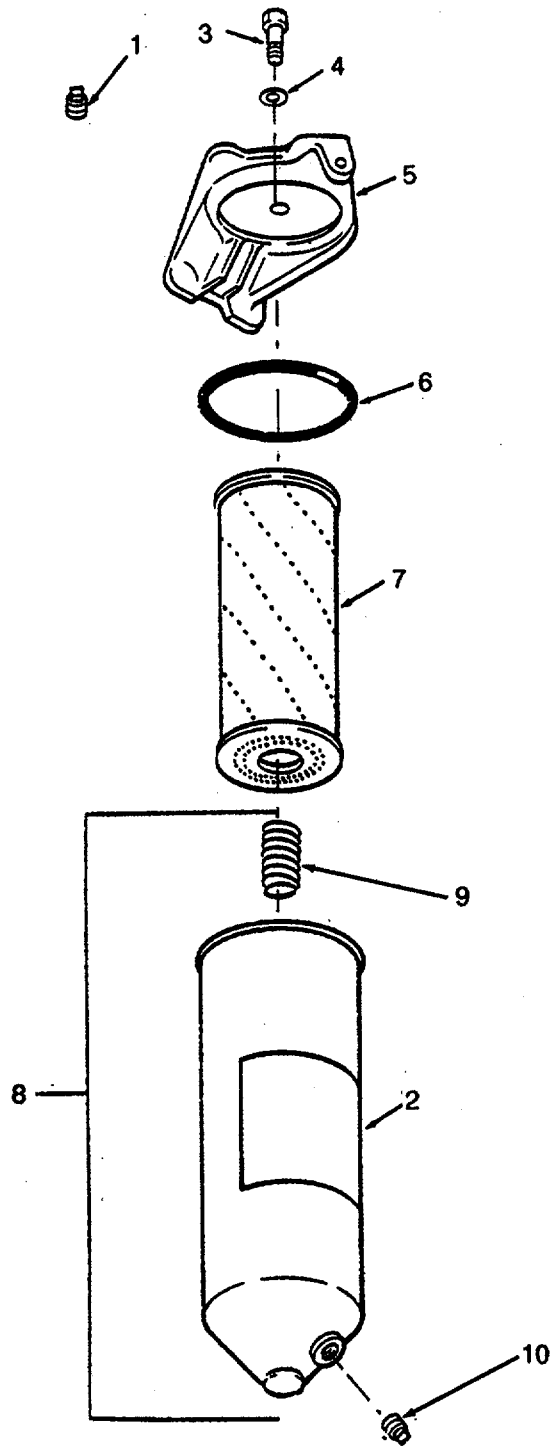


Figure 17. Fuel Filter

SECTION II

TM 55-1905-220-20P

(1) ITEM NO	(2) SMR CODE	(3) CAGEC	(4) PART NUMBER	(5) DESCRIPTION AND USABLE ON CODES(UOC)	(6) QTY
				GROUP 01	PROPULSION UNIT
				FIG. 17	FUEL FILTER
1	XDCZZ PACZZ	72582 96906	6436957 MS20913-4S	.FILTER ASSEMBLY FUEL	1
				..PLUG.PIPE	1
2	XDCZZ	72582	6436432	..DECAL FUEL FILTER	1
3	XDCZZ	72582	6436418	..SCREW FUEL FILTER COVER	1
4	PCCZZ	70040	6435794	..GASKET COVER SCREW	1
5	XDCZZ	72582	6436417	..COVER FUEL FILTER	1
6	PCCZZ	72582	5571024	..GASKET COVER SHELL	1
7	PACZZ	70040	6436719	..FILTER ELEMENT.FLUI	1
8	XDCZZ	72582	6436420	..SHELL ASSEMBLY SHELL PROCURABLE	1
				ONLY WITH ASSEMBLY	
9	XDCZZ	72582	6436424	SPRING FUEL FILTER ELEMENT	1
10	PACZZ	96906	MS20913-2S	PLUG.PIPE	1

END OF FIGURE

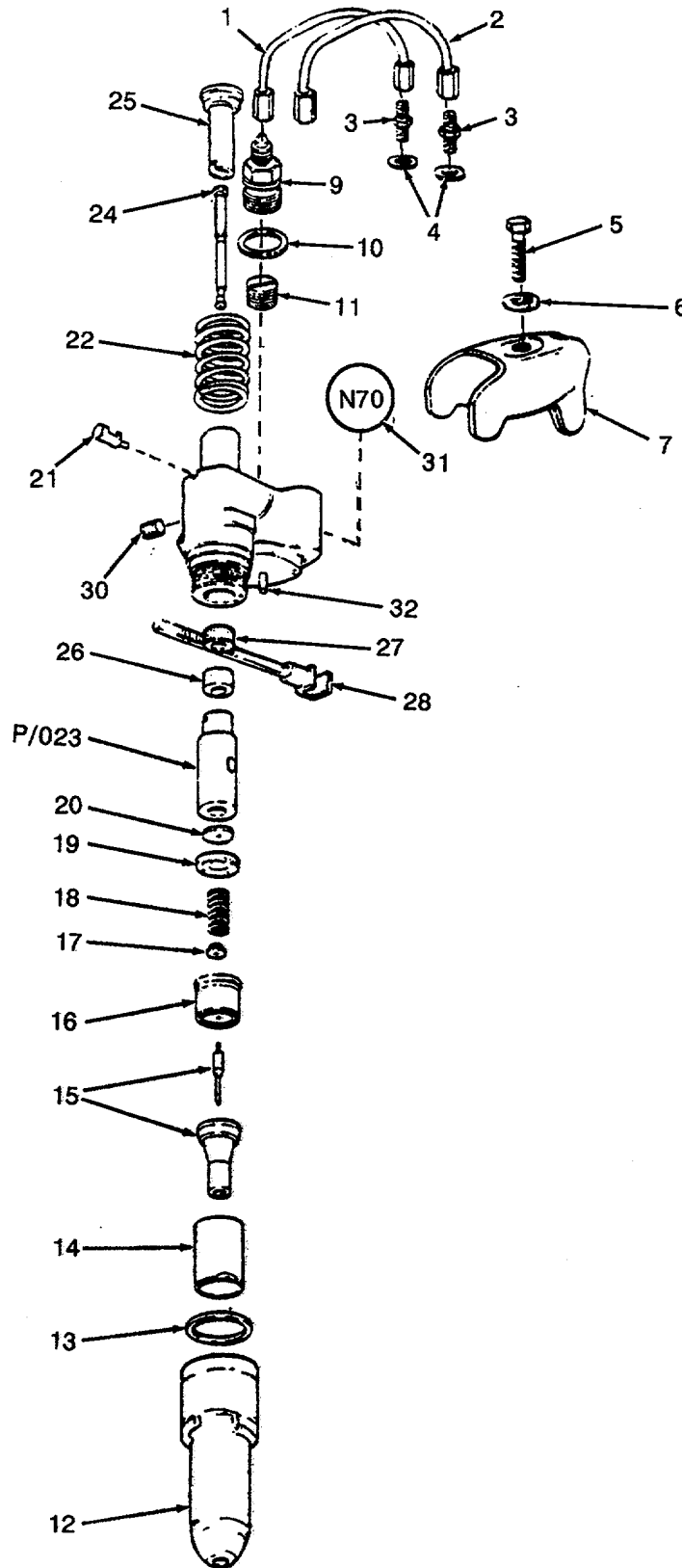
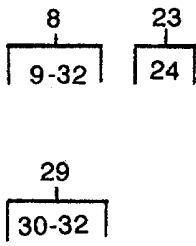


Figure 18. Fuel Injectors

SECTION II
(1)

TM 55-1905-220-20P

(2) (3) (4)
(5) (6)

ITEM NO	SMR CODE	CAGEC	PART NUMBER	DESCRIPTION AND USABLE ON CODES(UOC)	QTY
				GROUP 01	PROPULSION UNIT
				FIG. 18	BLOWER ASSEMBLY
1	PACZZ	72582	5111527	.TUBE ASSEMBLY.METAL FUEL (LONG)	12
2	PACZZ	72582	5111526	.TUBE ASSEMBLY,METAL FUEL (SHORT)	12
3	PACZZ	72582	5117369	.ADAPTER.STRAIGHT.TU TUBE TO BOSS	24
4	XDCZZ	72582	5125108	.WASHER,FLAT CONNECTION	24
5	PACZZ	96906	MS90725-66	.SCREW.CAP,HEXAGON H	12
6	PACZZ	72582	5150250	.WASHER.CONVEX CLAMP	12
7	PACZZ	72582	5121259	.CLAMP,FUEL INJECTOR	12
8	PACHH	72582	5228770	.NOZZLE.FUEL INJECTI FUEL	12

END OF FIGURE

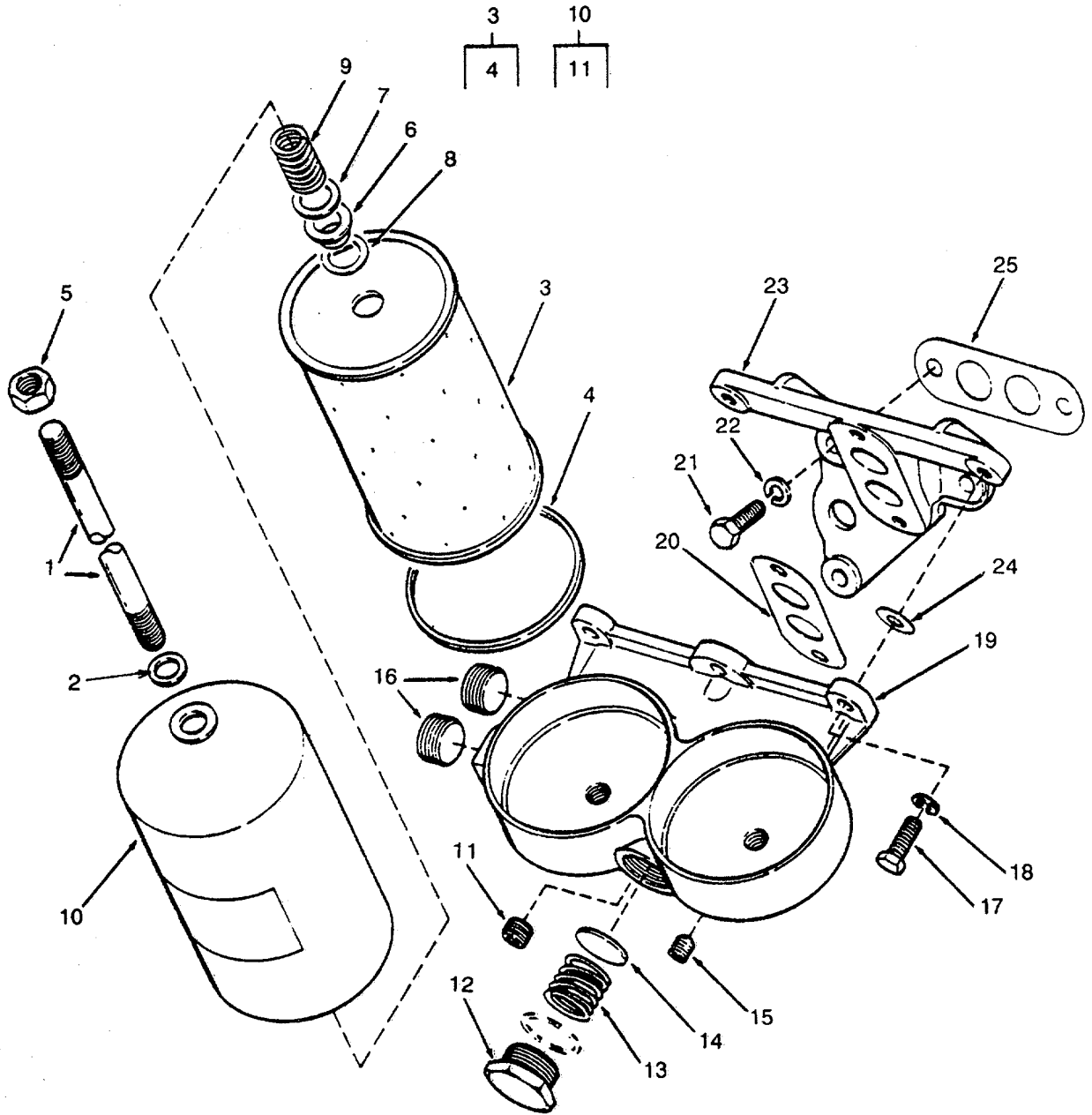


Figure 19. Dual Oil Filter

SECTION II

TM 55-1905-220-20P

(1) ITEM NO	(2) SMR CODE	(3) CAGEC	(4) PART NUMBER	(5) DESCRIPTION AND USABLE ON CODES(UOC)	(6) QTY
GROUP 01 PROPULSION UNIT					
FIG. 19 DUAL OIL FILTER					
1	XDCZZ	72582	5120740	.BOLT,SHOULDER CENTER	2
2	PCCZZ	72582	5187310	.PACKING.PREFORMED CENTER STUD PART	2
				OF KIT P/N 5196375	
3	PACZZ	96906	MS35802-3	.FILTER ELEMENT.FLUI	2
4	PCCZZ	72582	5571024	GASKET COVER	2
5	PACZZ	96906	MS51968-20	.NUT,PLAIN,HEXAGON	2
6	XDCZZ	72582	5187309	.RETAINER OIL FILTER	2
7	PACZZ	55102	B-9216	.ROLLER	2
8	PCCZZ	72582	6437298	.GASKET SET RETAINER PART OF KIT	2
				P/N 5196375	
9	XDCZZ	72582	5187308	.SPRING.HELICAL,COMP	2
10	XDCZZ	72582	5574008	.COYER,FLUID FILTER	2
11	PACZZ	72582	5570480	VALVE,PLUG	2
12	XDCZZ	72582	5126686	.PLUG,MACHINE THREAD BY-PASS VALVE.	1
13	XDCZZ	72582	5133594	.SPRING,HELICAL,COMP VALVE	1
14	XDCZH	72582	5133431	.DISK,VALVE BY-PASS	1
15	PACZZ	96906	MS20913-3S	.COUPLING HALF.QUICK	1
16	PACZZ	96906	MS20913-8S	.PLUG.PIPE	2
17	XDCZZ	96906	MS90725-87	.SCREW,CAP,HEXAGON	4
18	PACZZ	96906	MS35338-47	.WASHER.LOCK	4
19	XDCZZ	72582	5124493	.COVER OIL FILTER	1
20	PCCZZ	25825	117575	.GASKET ADAPTER PART OF KIT P/N	1
				5196375	
21	XDCZZ	96906	MS90725-87	.SCREW,CAP,HEXAGON	3
22	PACZZ	96906	MS35338-47	.WASHER,LOCK	3
23	XDCZZ	72582	5123742	.ADAPTOR OIL FILTER COVER	1
24	PCCZZ	72582	5189604	.GASKET FILTER ADAPTER TO COOLER	3
				PART OF KIT P/N 5196375	
25	PACZZ	72582	5117575	.GASKET ADAPTER TO OIL COOLER PART	1
				OF KIT P/N 5196375	

END OF FIGURE

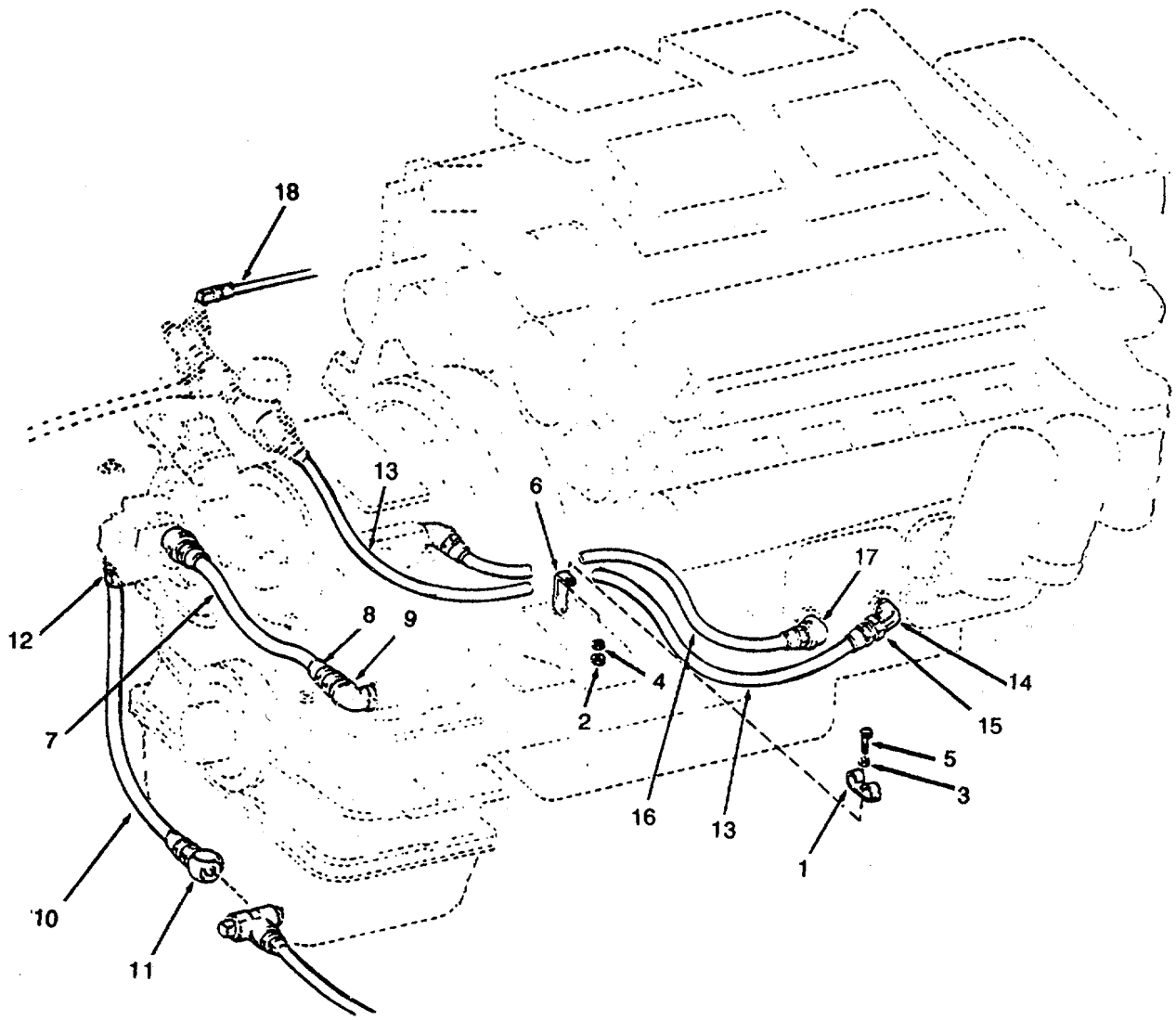


Figure 20. Marine Gear Oil Cooler Lines

SECTION II

TM 55-1905-220-20P

(1) ITEM NO	(2) SMR CODE	(3) CAGEC	(4) PART NUMBER	(5) DESCRIPTION AND USABLE ON CODES(UOC)	(6) QTY
				GROUP 01	PROPULSION UNIT
				FIG. 20	MARINE GEAR OIL COOLER LINES
1	PACZZ	72582	2476233	.C-LIPLINES NO 12	2
2	PACZZ	96906	MS51968-8	.NUT,PLAIN,HEXAGON	1
3	PACZZ	96906	MS35338-46	.WASHER,LOCK	1
4	PACZZ	96906	MS27183-13	.WASHER,FLAT	1
5	PACZZ	96906	MS90726-60	.SCREW,CAP,HEXAGON H	1
6	XDCZZ	72582	5118394	.BRACKET OIL COOLER LI NES CLIP.....	1
7	PACZZ	72582	5145027	.HOSE HYDRAULIC PUMP TO	1
				OIL FILTER	1
				FLEXIBLE (N06X17-1-2 INCHES)(TEFLON)	1
8	PACZZ	7258Z	5145295	.ADAPTER,STRAIGHT,PI	1
				PIPE MARI-NE	1
				GEAR HYDR PUMP TO OFLTR HOSE	1
9	XDCZZ	72582	2463035.	ELBOW,PIPE PIPE 45	1
				DEGREE MARINE	1
				GEAR HYDR PUMP TD OFLTR HOSE	1
10	PACZZ	72582	5144633.	HOSE ASSEMBLY,NONME	1
				(N012X47	1
				INCHES)(TEFLON).....	1
11	PACZZ	96906	MS51504A12	.ELBOW,PIPE TO TUBE	1
				90 DEGREE X 3/	1
				4 INCH HYDR FLUID TUBE,MARINE GEAR	1
				TO OIL PRESSURE PUMP HOSE	1
12	PACZZ	72582	141621	.ELBOW,PIPE 90 DEGREE X	1
				3-4 INCH	1
				STREET	1
13	PACZZ	72582	5144728	.HOSE,MARINE GEAR OIL	1
				OUTLET	1
				FLEXIBLE (7/8 X 23-172 INCHES)	1
				(TEFLON).....	1
14	XDCZZ	72582	2492119.	ELBOW 3/4 IN 90 DEG	1
				ONE INCH PIPE	1
				MARINE GEAR OIL\OUTLET HOSE	1
15	PACZZ	72582	5145295	.ADAPTER,STRAIGHT,PI	1
				PIPE MARINE	1
				GEAR OIL	1
16	XDCZZ	72582	5144635.	HOSE,NONMETALLIC OIL	1
				FILTER TO	1
				COOLER FLEXIBLE (N022X66-3-4	1
				INCHES)(TEFLON).....	1
17	PACZZ	96906	MS51504A12.	ELBOW,PIPE TO TUBE	1
				3-4 INCH - 90	1
				DEGREE HYDR FLUID TUBE MARINE GEAR	1
				OIL FILTER TO COOLER HOSE	1
18	PACZZ	72582	5144634.	HOSE ASSEMBLY,NONME	1
				GAGEIFLEXIBLE	1
				(N04X15-3-4 INCHES)(TEFLON)	1

END OF FIGURE

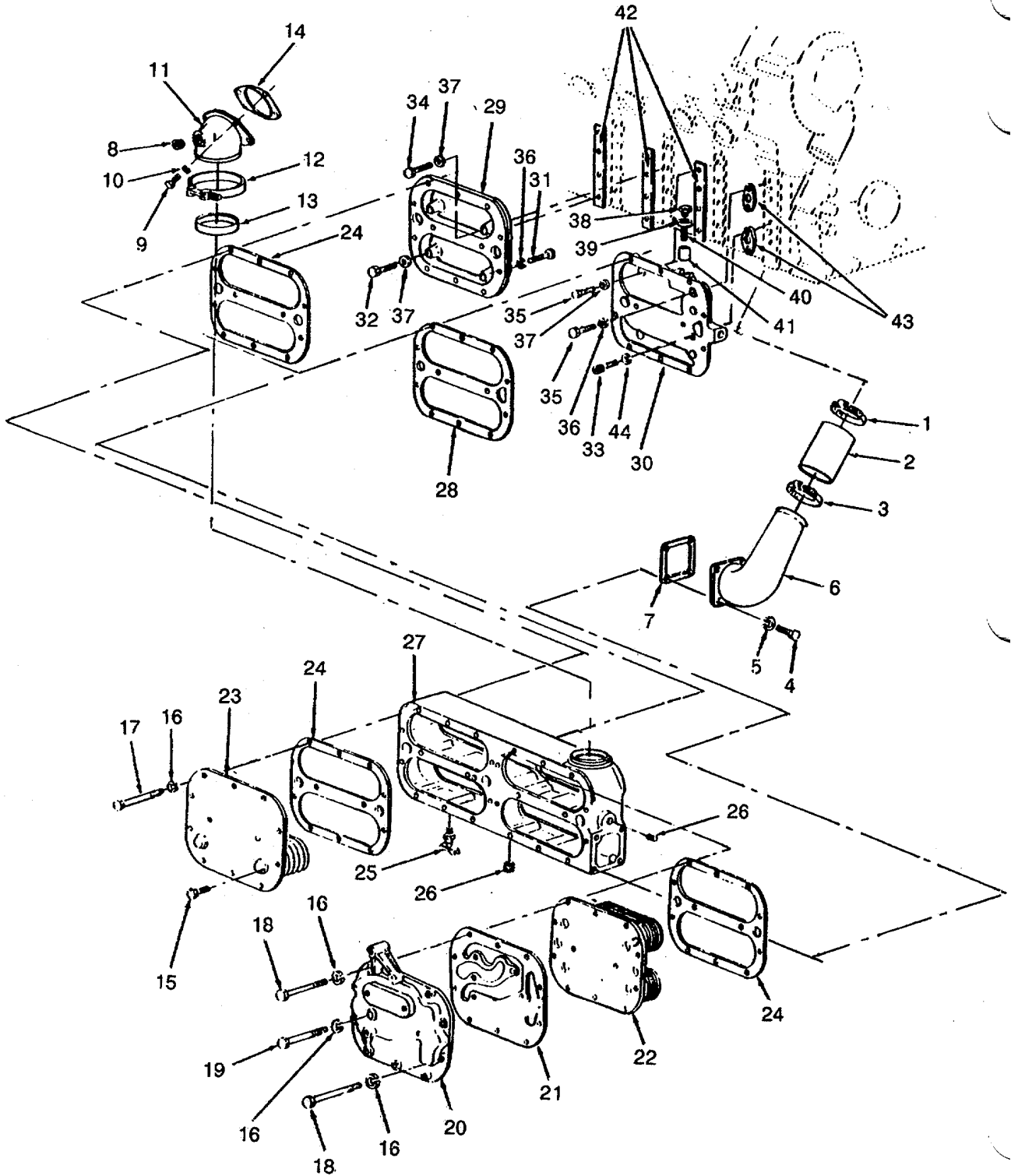


Figure 21. Oil Cooler

SECTION II

TM 55-1905-220-20P

(1) ITEM NO	(2) SMR CODE	(3) CAGEC	(4) PART NUMBER	(5) DESCRIPTION AND USABLE ON CODES(UOC)	(6) QTY
				GROUP 01	PROPULSION UNIT
				FIG. 21	OIL COOLER
1	PACZZ	72582	9139809	.CLAMP,HOSE	1
2	PACZZ	72582	5147744	HOSE,NONMETALLIC 2-7/8IDX4-112	1
				INCHES LONG OIL COOLER WATER INLET	
3	XDCZZ	72582	5188036	.CLAMP,HOSE 3-1/2 INCH RANGE PART	2
				OF KIT P/N 5196375	
4	XDCZZ	96906	MS90725-61	.SCREW CAP HEX HEAD	4
5	PACZZ	96906	MS35338-46	.WASHER,LOCK	4
6	PACZZ	72582	5122422	.ELBOW,FLANGE TO HOS WATER INLET	1
7	PACZZ	72582	5117317	.GASKET CONNECTOR OIL COOLER	1
8	PACZZ	72582	5142549	.PLUG,PIPE OIL COOLER WATER OUTLET	1
				ELBOW	
9	PACZZ	96906	MS90725-60	.SCREW,CAP,HEXAGON H	4
10	PACZZ	96906	MS35338-46	.WASHER,LOCK	2
11	PACZZ	72582	5129834	.ELBOW,OIL COOLER WATER OUTLET	1
12	PACZZ	72582	5143999	.CLAMP,HOSE	1
13	PACZZ	72582	5102098	.SEAL OIL COOLER WATER OUTLET HOSE.	1
14	PACZZ	72582	5117254	.GASKET WATER OUTLET ELBOW PART OF	1
				KIT P/N 5196375	
15	PACZZ	96906	MS90725-34	.BOLT,MACHINE	1
16	XDCZZ	96906	MS35338-45	.WASHER,LOCK	23
17	XDCZZ	96906	MS90725-51	.BOLT,MACHINE	11
18	PACZZ	96906	MS90725-52	.BOLT,MACHINE	9
19	XDCZZ	72582	455971	.BOLT,MACHINE 5/16-18X5-1/2	3
				CADMIUM PLATED	
20	PACZZ	72582	5117553	.COVER,OIL COOLER HOUSING	1
21	PACZZ	72582	5124085	.GASKET COVER PART OF KIT P/N	1
				5196375	
22	PACZZ	72582	8539503	.CORE ASSEMBLY,OIL C 12 PLATES,	1
				OIL COOLER.....	
23	PACZZ	72582	8534711	.CORE ASSEMBLY,OIL C PLATE REAR	1
				OIL COOLER.....	
24	PACZZ	72582	5117404	.GASKET CORE INNER (REAR AND FRONT)	3
				PART OF KIT P/N 5196375	
25	XDCZZ	96906	MS35782-5	.COCK,DRAIN	1
26	PACZZ	96906	MS20913-6S	.PLUG,PIPE OIL COOLER HOUSING	2
27	XDCZZ	72582	5116863	.HOUSING OIL COOLER	1
28	PACZZ	72582	5117280	.GASKET ADAPTER PART OF KIT P/N	1
				5196375	
29	XDCZZ	72582	5117057	.ADAPTER REAR OIL CL	1
30	XDCZZ	72582	5126257	.ADAPTOR REAR OIL COOLER	1
31	PACZZ	96906	MS90725-36	.SCREW,CAP,HEXAGON H	1
32	XDCZZ	96906	MS90725-45	.BOLT,MACHINE	1
33	PACZZ	96906	MS35307-364	.SCREW,CAP,HEXAGON H	1
34	PACZZ	80204	B1821BH038C150N	.SCREW,CAP,HEXAGON H	3
35	PACZZ	72582	179844	.SCREW,CAP,HEXAGON 3/8-16X1-5/8	5
				CADMIUM PLATED GR5	
36	XDCZZ	96906	MS35338-45	.WASHER,LOCK	2
37	PACZZ	96906	MS27183-13	.WASHER,FLAT	9

SECTION II				TM 55-1905-220-20P	
(1)	(2)	(3)	(4)	(5)	(6)
ITEM	SMR		PART		
NO	CODE	CAGEC	NUMBER	DESCRIPTION AND USABLE ON CODES(UOC)	QTY
38	PACZZ	72582	5177772	.PLUG,MACHINE THREAD BY-PASS VALVE.	1
39	PACZZ	04969	H60598	.WASHER,FLAT BY-PASS VALVE PLUG	1
				PART OF KIT P/N 5 196375	
40	XDCZZ	72582	5177778	.SPRING,HELICAL,COMP BY-PASS VALVE.	1
41	PACZZ	72582	5177777	.VALVE,OIL PRESSURE BY-PASS	1
42	PACZZ	72582	5126280	.SHIM ADAPTER TO BLOCK GASKET	3
43	PCCZZ	72582	5117535	.GASKET ADAPTER TO BLOCK PART OF	2
				KIT P/N 5196375
44	PACZZ	96906MS35338-46		.WASHER,LOCK	9

END OF FIGURE

7
8-23

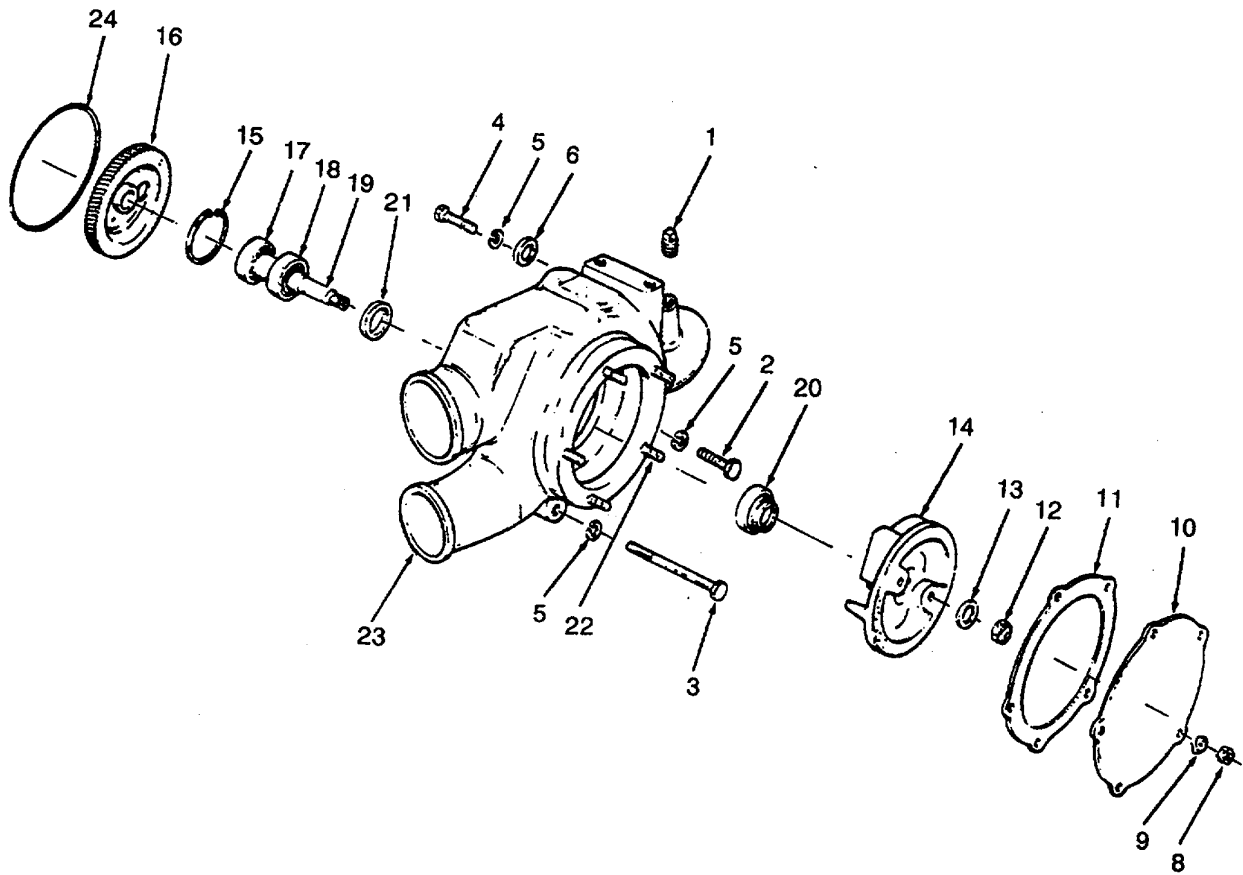


Figure 22. Raw Water Pump

SECTION II

TM 55-1905-220-20P

(1) ITEM NO	(2) SMR CODE	(3) FSCM	(4) PART NUMBER	(5) DESCRIPTION AND USABLE ON CODES(UOC)	(6) QTY
				GROUP 01	
				PROPULSION UNIT	
				FIG. 22	
				RAW WATER PUMP	
1	PACZZ	96906	MS20913-4S	PLUG, PIPE	1
2	PACZZ	96906	MS90725-89	SCREW, CAP, HEXAGON SELECT FIT AT ASSEMBLY	1
3	PACZZ	96906	MS90725-103	SCREW, CAP, HEXAGON H	1
4	PACZZ	19207	187425	SCREW, CAP, HEXAGON H 7/16-14X5-1/4	1
5	PACZZ	96906	MS35338-47	CADMIUM PLATED	
6	PACZZ	96906	MS27183-15	WASHER, LOCK	3
7	PACFO	72582	5149323	WASHER, FLAT	1
8	PACZZ	96906	MS51968-5	PUMP, COOLING SYSTEM	1
9	XDCZZ	96906	MS35338-45	NUT, PLAIN, HEXAGON	4
10	XDCZZ	72582	5117961	WASHER, LOCK	4
11	KDCZZ	72582	5117976	COVER FRESH WATER PUMP BODY	1
				GASKET PUMP COVER PART OF KIT P/N 5198576 PART OF KIT P/N 5196382 PART OF KIT P/N 5196375	1
12	KDCZZ	96906	MS51922-30	NUT, SELF-LOCKING PART OF KIT P/N	
13	PACZZ	96906	MS15795-815	WASHER, FLAT	1
14	KDCZZ	72582	5131600	IMPELLER FRESH WATER PUMP PART OF KIT P/N 5198576	1
15	KDCZZ	72582	274746	RING LOCK PART OF KIT P/N 5198576.	1
16	KBCZZ	72582	5126840	GEAR FRESH WATER PUMP DRIVE PART OF KIT P/N 5198576	1
17	KBCZZ	72582	903304	BEARING FRESH WATER PART OF KIT P/N 5198576.....	1
18	KBCZZ	72582	903204	BEARING, PLAIN, SELF- PART OF KIT P/N 5198576.....	1
19	KDCZZ	72582	5123150	SHAFT, SHOULDERED PUMP PART OF KIT P/N 5198576.....	
20	KDCZZ	72582	8924297	SEAL, WATERPUMP PART OF KIT P/N	1
21	XDCZZ	72582	5117983	5198576	
				SEAL, PLAIN ENCASED PUMP SHAFT	1
				BEARING OIL PART OF KIT P/N 519B576.	
22	XDCZZ	81381	5131685	BOLT, ASSEMBLED WASH	4
23	XDCZZ	72582	5145089	HOUSING, COOLANT PUM PUMP	1
24	KDCZZ	72582	5117962	PACKING, PREFORMED PART OF KIT P/N 5198576	1
	XDCZZ	72585	5197279	REPLACEMENT KIT FRESH WATER PUMP SEAL	1
	PACZZ	72582	5198576	REPAIR KIT, PUMPING FRESH WATER PUMP	1
				BEARING FRESH WATER	(1) 22-17
				BEARING, PLAIN, SELF-	(1) 22-18
				GASKET	(1) 22-11
				GEAR FRESH WATER	(1) 22-16
				MPELLER FRESH	(1) 22-14
				NUT, SELF-LOCKING	(1) 22-12
				PACKING, PREFORMED	(1) 22-24

SECTION II

TM 55-1905-220-20P

(1) ITEM NO	(2) SMR CODE	(3) CAGEC	(4) PART NUMBER	(5) DESCRIPTION AND USABLE ON CODES(UOC)	(6) QTY
				RING LOCK.....	(1) 22-15
				SEAL, PLAIN ENCASED	(1) 22-21
				SEAL.WATERPUMP	(1) 22-20
				SHAFT, SHOULDERED	(1) 22-19

END OF FIGURE

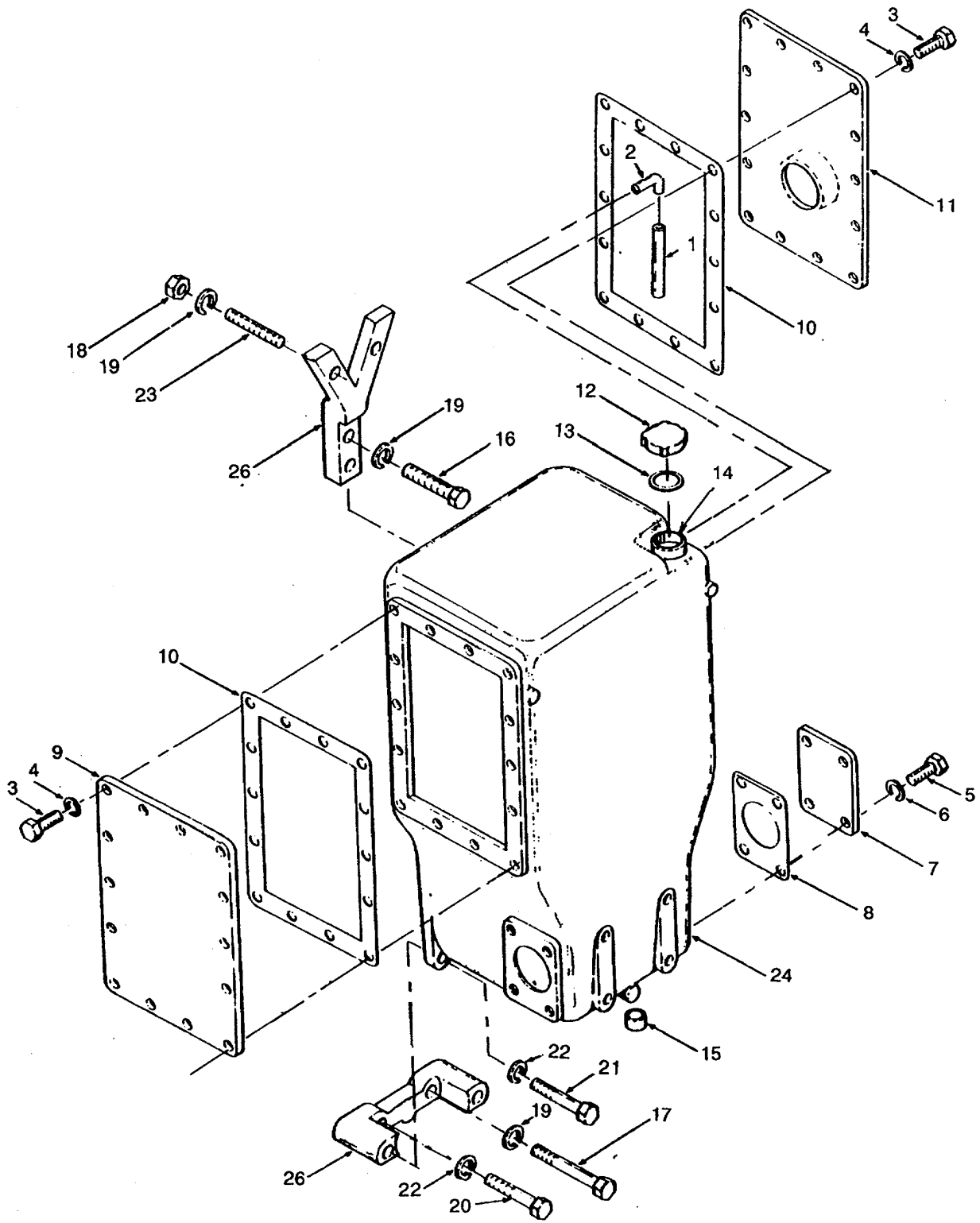


Figure23. Expansion Tank

SECTION II					
(1)	(2)	(3)	(4)	(5)	(6)
ITEM	SMR		PART		
NO	CODE	CAGEC	NUMBER	DESCRIPTION AND USABLE ON CODES(UOC) QTY	

GROUP 01 PROPULSION UNIT

FIG. 23 EXPANSION TANK

1	XDCZZ	72582	5158825	TUBE ASSEMBLY, METAL	1
2	XDCZZ	72582	225815	ELBOW, PIPE TO TUBE FLANGE TUBE 90	1
				DEGREES EXPANSION TANK OVERFLOW TUBE	
3	PACZZ	80204	B1821BH031C075N	BOLT, MACHINE	28
4	XDCZZ	96906	MS35338-45	WASHER, LOCK	28
5	PACZZ	96906	MS90725-60	SCREW, CAP, HEXAGON H	4
6	PACZZ	96906	MS35338-46	WASHER, LOCK	4
7	XDCZZ	72582	5148336	COVER HEAT EXCHANGER LOCKING TYPE.	1
8	PCCZZ	72582	5122975	GASKET PART OF KIT P/N 5196378	1
9	XDCZZ	72582	5117440	COVER HEAT EXCHANGER BLANK	1
10	PCCZZ	72582	5117406	GASKET PART OF KIT P/N 5196378	2
11	XDCZZ	72582	5117442	COVER HEAT EXCHANGER INLET	1
12	PACZZ	24617	850795	CAP, FILLER OPENING	1
13	PCCZZ	72582	5118061	GASKET TANK FILLER NECK PART OF	1
				KIT P/N 5196378	
14	XDCZZ	72582	5118060	FILLER NECK	1
15	PACZZ	72582	5117186	PLUG, EXPANSION EXPANSION TANK	2
16	PACZZ	96906	MS90725-117	SCREW, CAP, HEXAGON H	2
17	XDCZZ	96906	MS90725-127	SCREW, CAP, HEXAGON H	1
18	PACZZ	96906	MS51968-14	NUT, PLAIN, HEXAGON	2
19	XDCZZ	96906	MS35338-48	WASHER, LOCK	5
20	PACZZ	96906	MS90725-165	SCREW, CAP, HEXAGON	1
21	XDCZZ	96906	MS90725-172	SCREW, CAP, HEXAGON	1
22	XDCZZ	96906	MS35338-50	WASHER, LOCK	3
23	PACZZ	72582	5125720	STUD, PLAIN CADMIUM PLATED	2
24	XDCFF	72582	5117713	TANK, FUEL, ENGINE	1
25	XDCZZ	72582	5131752	BRACKET HEAT EXCHANGER UPPER	1
				MOUNTING	
26	XDCZZ	72582	5140559	BRACKET HEAT EXCHANGER LOWER	1
				MOUNTING	

END OF FIGURE

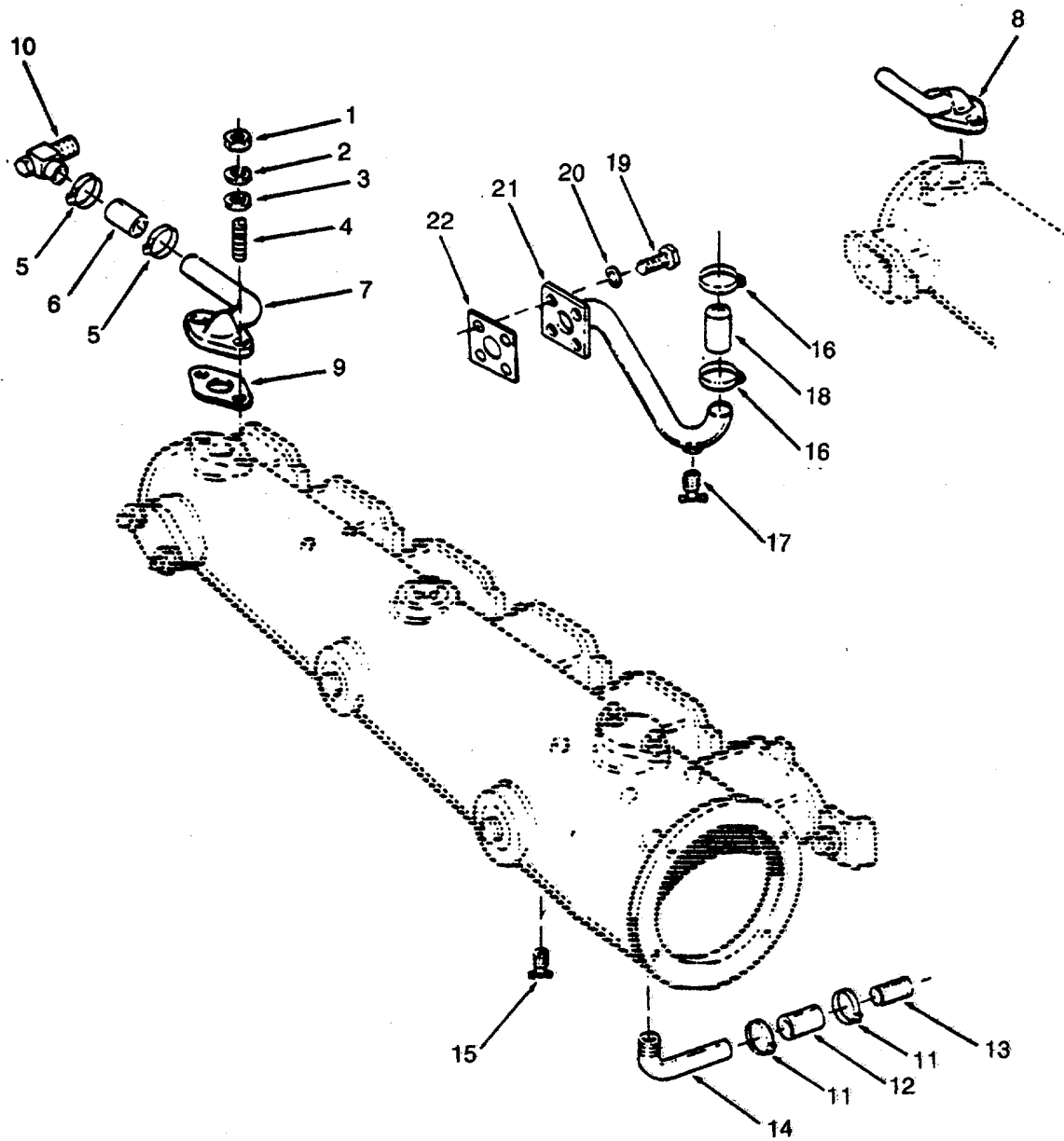


Figure 24. Water Connections

SECTION II					
(1)	(2)	(3)	(4)	(5)	(6)
ITEM	SMR	CAGEC	PART	DESCRIPTION AND USABLE ON CODES(UOC)	QTY
NO	CODE		NUMBER		
GROUP 01 PROPULSION UNIT					
FIG. 24 WATER CONNECTIONS					
1	PACZZ	96906	MS51967-5	NUT, PLAIN, HEXAGON	4
2	XDCZZ	96906	MS35338-45	WASHER, LOCK	4
3	PACZZ	96906	MS27183-11	WASHER, FLAT	4
4	PACZZ	72582	5163867	STUD, PLAIN	4
5	PACZZ	96906	MS35842-10	CLAMP, HOSE 1-1/2 INCH DIAMETER RANGE	4
6	XDCZZ	72582	5118149	HOSE, NONMETALLIC ID X 30 INCHES LONG EXH MANF FW OUT-MAKE 2 HOSES EACH 2-1/2 INCHES LONG	1
7	XDCZZ	72582	5122642	TUBE ASSEMBLY LEFT HAND	1
8	PACZZ	72582	5122643	TUBE ASSEMBLY, METAL	1
9	PCCZZ	72582	5156319	GASKET MANIFOLD FRESH WATER OUT ELBOW PART OF KIT P/N 5196375	2
10	PACZZ	72582	5181801	ELBOW, PIPE TO HOSE MANIFOLD FRESH WATER OUTLET	2
11	PACZZ	96906	MS35842-10	CLAMP, HOSE 1-1/2 INCH DIAMETER RANGE	4
12	XDCZZ	72582	5118149	HOSE, NONMETALLIC ID X 30 INCHES LONG EXH MANF FW INL-MAKE 2 HOSES EACH 6-1/2 INCHES LONG	1
13	PACZZ	72582	5127041	CONNECTOR, MANIFOLD	2
14	PACZZ	72582	5122663	TEE, TUBE SHORT	2
15	PACZZ	96906	MS35782-5	COCK, DRAIN	2
16	PACZZ	72582	9139813	CLAMP, HOSE 4-INCH	2
17	PACZZ	96906	MS35782-6	COCK, DRAIN	1
18	PACZZ	72582	5136038	HOSE, NONMETALLIC 3-1/2IDX2-3/ 4INCHES LONG EXPANSION TANK OUTLET	1
19	XDCZZ	96906	MS90725-61	SCREW CAP HEX HEAD	4
20	PACZZ	96906	MS35338-46	WASHER, LOCK	4
21	XDCZZ	72582	5122414	ELBOW EXPANSION TANK OUTLET CONNECTION	1
22	PCCZZ	72582	5122975	GASKET TANK OUTLET CONNECTION PART	1
				OF KIT P/N 5196375	

END OF FIGURE

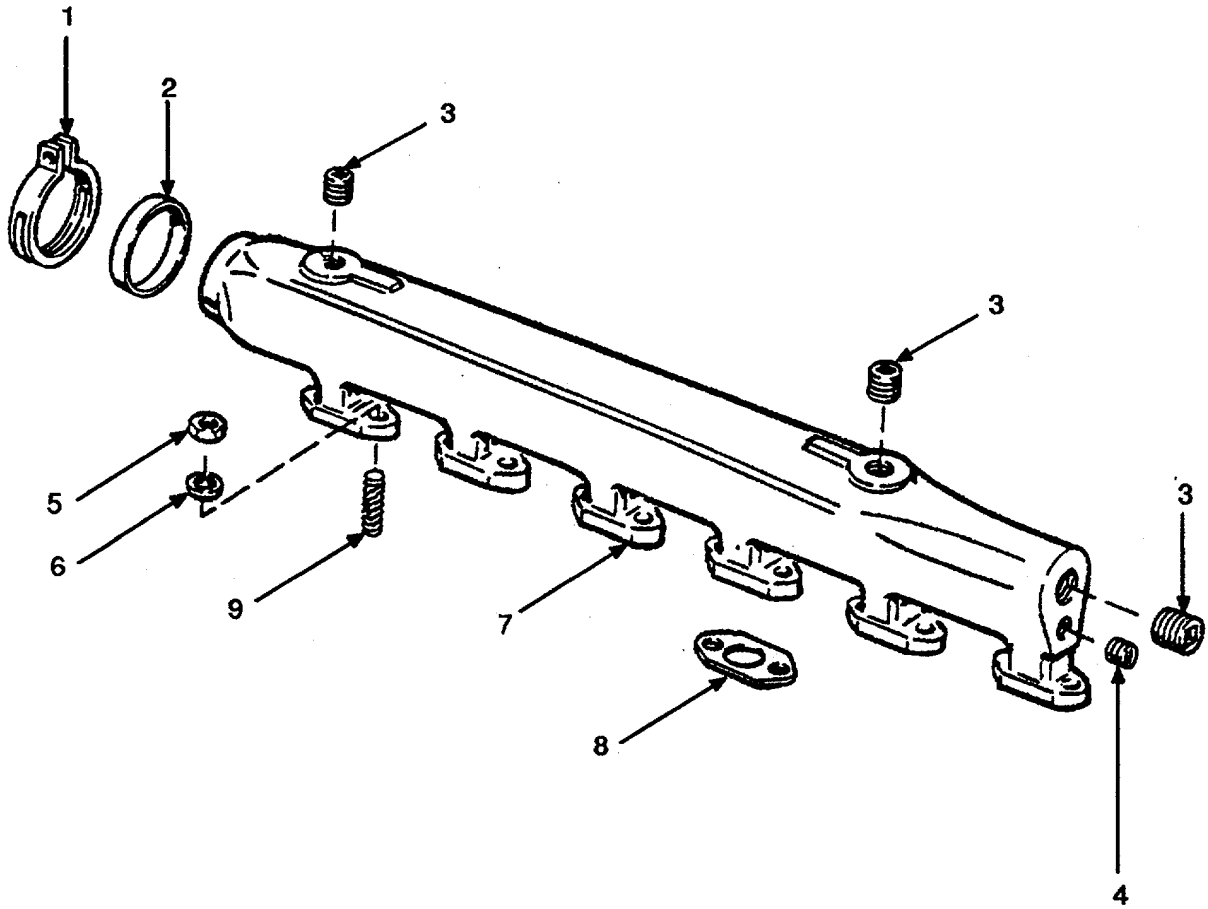


Figure 25. Water Manifold.

SECTION II				TM 55-1905-220-20P	
(1)	(2)	(3)	(4)	(5)	(6)
ITEM	SMR	CAGEC	PART	DESCRIPTION AND USABLE ON CODES(UOC)	QTY
NO	CODE		NUMBER		
GROUP 01 PROPULSION UNIT					
FIG. 25 WATER MANIFOLD					
1	PACZZ	96906	MS35842-14	CLAMP, HOSE PRESSURE	2
2	PCCZZ	72582	5122439	PACKING, PREFORMED MANIFOLD	2
3	PACZZ	96906	MS20913-4S	PLUG, PIPE	6
4	PACZZ	96906	MS20913-6S	PLUG, PIPE	2
5	PACZZ	96906	MS51968-8	NUT, PLAIN, HEXAGON	24
6	PACZZ	96906	MS35338-46	WASHER, LOCK	24
7	XDCHZ	72582	5101775	MANIFOLD, WATER COOL OUTLET	2
8	PCCZZ	72582	5150361	GASKET PART OF KIT P/N 5196375	12
9	PACZZ	72582	5150362	STUD, PLAIN MANIFOLD 3/8-24	24

END OF FIGURE

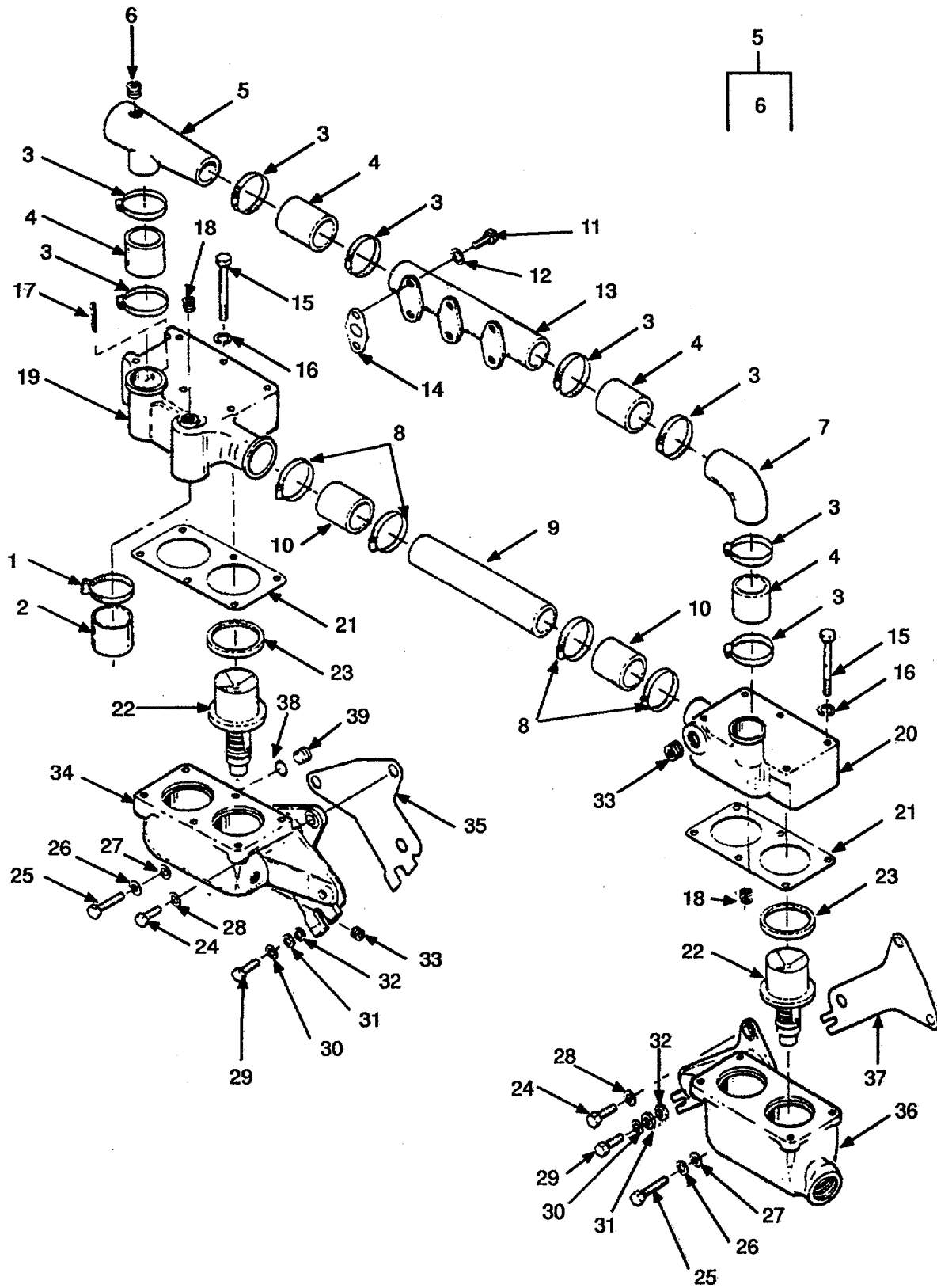


Figure 26. Thermostat and Housing.

SECTION II					
(1)	(2)	(3)	(4)	(5)	(6)
ITEM	SMR	CAGEC	PART	DESCRIPTION AND USABLE ON CODES(UOC)	QTY
NO	CODE		NUMBER		
GROUP 01 PROPULSION UNIT					
FIG. 26 THERMOSTAT AND HOUSING					
1	PACZZ	96906	MS35842-14	CLAMP, HOSE	2
2	PACZZ	72582	5199782	HOSE, NONMETALLIC CUT TO LENGTH OF	
				2-1/4INCHES	
3	PACZZ	72582	9139809	CLAMP, HOSE	8
4	PACZZ	72582	5199781	HOSE, NONMETALLIC MAKE 4 HOSES	
				EACH 2-1/4INCHES LONG	
5	XDCZZ	72582	5132552	ELBOW THERMOSTAT HOUSING COVER	1
				OUTLET TEE	
6	PACZZ	96906	MS20913-2S	PLUG, PIPE	1
7	PACZZ	72582	5122423	ELBOW, HOSE HOUSING COVER OUTLET	1
8	XDCZZ	72582	5186841	CLAMP, HOSE	4
9	XDCZZ	72582	5122398	TUBE ASSEMBLY, METAL	1
10	PACZZ	72582	5199778	HOSE, NONMETALLIC TUBE 2 X 24	1
				INCHES	
11	PACZZ	96906	MS90725-62	SCREW, CAP, HEXAGON H	6
12	PACZZ	96906	MS35338-46	WASHER, LOCK	6
13	XDCZZ	72582	5122457	MANIFOLD HEAT EXCHANGER WATER	1
14	PACZZ	72582	5122454	GASKET EXCHANGER WATER MANIFOLD	3
				PART OF KIT P/N 5196375	
15	XDCZZ	96906	MS90725-72	SCREW, CAP, HEXAGON H	12
16	PACZZ	96906	MS35338-46	WASHER, LOCK	12
17	PACZZ	72582	5128234	IN, COTTER HOUSING COVER	2
18	PACZZ	96906	MS20913-1S	PLUG, PIPE	2
19	XDCZZ	72582	5128268	COVER THERMOSTAT HOUSING RIGHT	1
				BANK	
20	XDCZZ	72582	5128269	COVER THERMOSTAT HOUSING LEFT BANK	1
21	PACZZ	72582	5175989	GASKET HOUSING COVER PART OF KIT	2
				P/N 5196375	
22	PACZZ	72582	5119826	THERMOSTAT, FLOW CON DEGREE	4
				OPENING TEMPERATURE	
23	XDCZZ	72582	5132155	SEAL, PLAIN ENCASED	4
24	PACZZ	96906	MS90725-60	SCREW, CAP, HEXAGON H	2
25	XDCZZ	96906	MS90725-64	SCREW, CAP, HEXAGON H	2
26	PACZZ	96906	MS35338-46	WASHER, LOCK	4
27	PACZZ	96906	MS15795-513	WASHER, FLAT	2
28	PACZZ	96906	MS27183-13	WASHER, FLAT	2
29	XDCZZ	96906	MS90725-86	SCREW CAP HEX HEAD	2
30	PACZZ	96906	MS35338-47	WASHER, LOCK	2
31	PACZZ	96906	MS27183-15	WASHER, FLAT	2
32	XDCZZ	96906	MS15795-515	WASHER, FLAT	2
33	PACZZ	96906	MS20913-6S	PLUG, PIPE	2
34	XDCZZ	72582	5122628	HOUSING THERMOSTAT RIGHT BANK	1
35	PACZZ	72582	5123715	GASKET HOUSING RIGHT BANK PART OF	1
				KIT P/N 5196375	
36	XDCZZ	72582	5122377	HOUSING THERMOSTAT LEFT BANK	1
37	PACZZ	72582	5123716	GASKET HOUSING LEFT BANK PART OF	1
				KIT P/N 5196375	
38	PACZZ	96906	MS9021-013	PACKING, PREFORMED	1

SECTION II

TM 55-1905-220-20P

(1) ITEM NO	(2) SMR CODE	(3) CAGEC	(4) PART NUMBER	(5) DESCRIPTION AND USABLE ON CODES(UOC) STY	(6)
39	XDCZZ	72582	5122612	RETAINER VENT SEAL (IN CYLINDER HEAD).	
				END OF FIGURE	

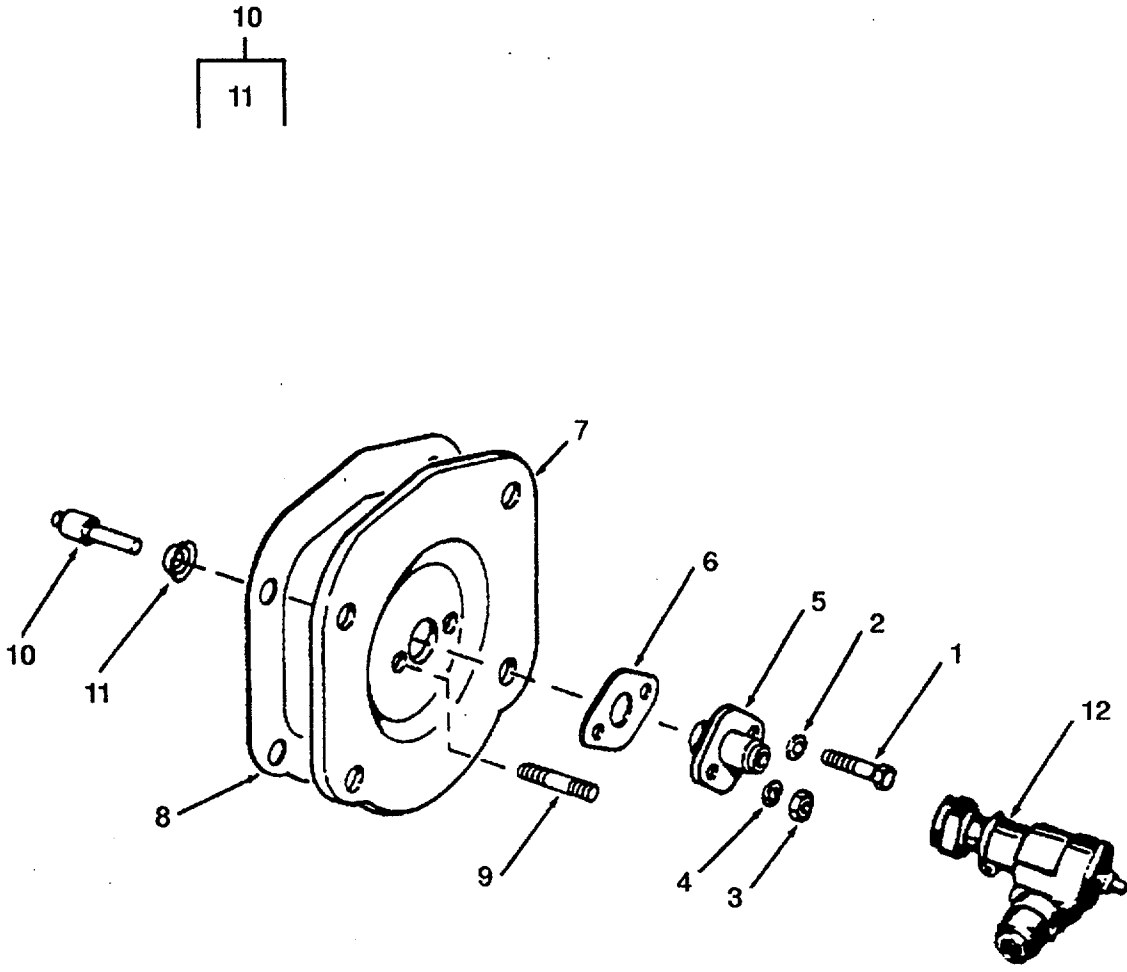


Figure 27. Tachometer Drive.

SECTION II				TM 55-1905-220-20P	
(1)	(2)	(3)	(4)	(5)	(6)
ITEM	SMR	CAGEC	PART	DESCRIPTION AND USABLE ON CODES(UOC)	QTY
NO	CODE		NUMBER		
GROUP 01 PROPULSION UNIT					
FIG. 27 TACHOMETER DRIVE					
1	PACZZ	96906	MS90725-8	SCREW, CAP, HEXAGON H	1
2	PACZZ	96906	MS35338-44	WASHER, LOCK	1
3	PACZZ	96906	MS35650-3312	NUT, PLAIN, HEXAGON	1
4	XDCZZ	96906	MS35338-45	WASHER, LOCK	1
5	XDCZZ	72582	5136249 .	ADAPTOR TACHOMETER	
				DRIVE COVER	1
				(1.42 INCHES L).....	
6	PCCZZ	72582	5135935	GASKET DRIVE ADAPTER	
				PART OF KIT	1
				P/N 5196375.....	
7	XDCZZ	72582	5123118	COVER TACHOMETER DRIVE	1
8	PACZZ	72582	5117061	GASKET	1
9	XDCZZ	72582	5155854	STUD 5/16-24XI-1/32	1
10	XDCZZ	72582	6477956	SHAFT TACHOMETER DRIVE	1
11	XDCZZ	72582	5155818 ..	SLINGER OIL	1
12	PACZZ	72582	5102050	ADAPTER, SPEEDOMETER L.H. ROTATION	1
				1.500 RATIO.....	

END OF FIGURE

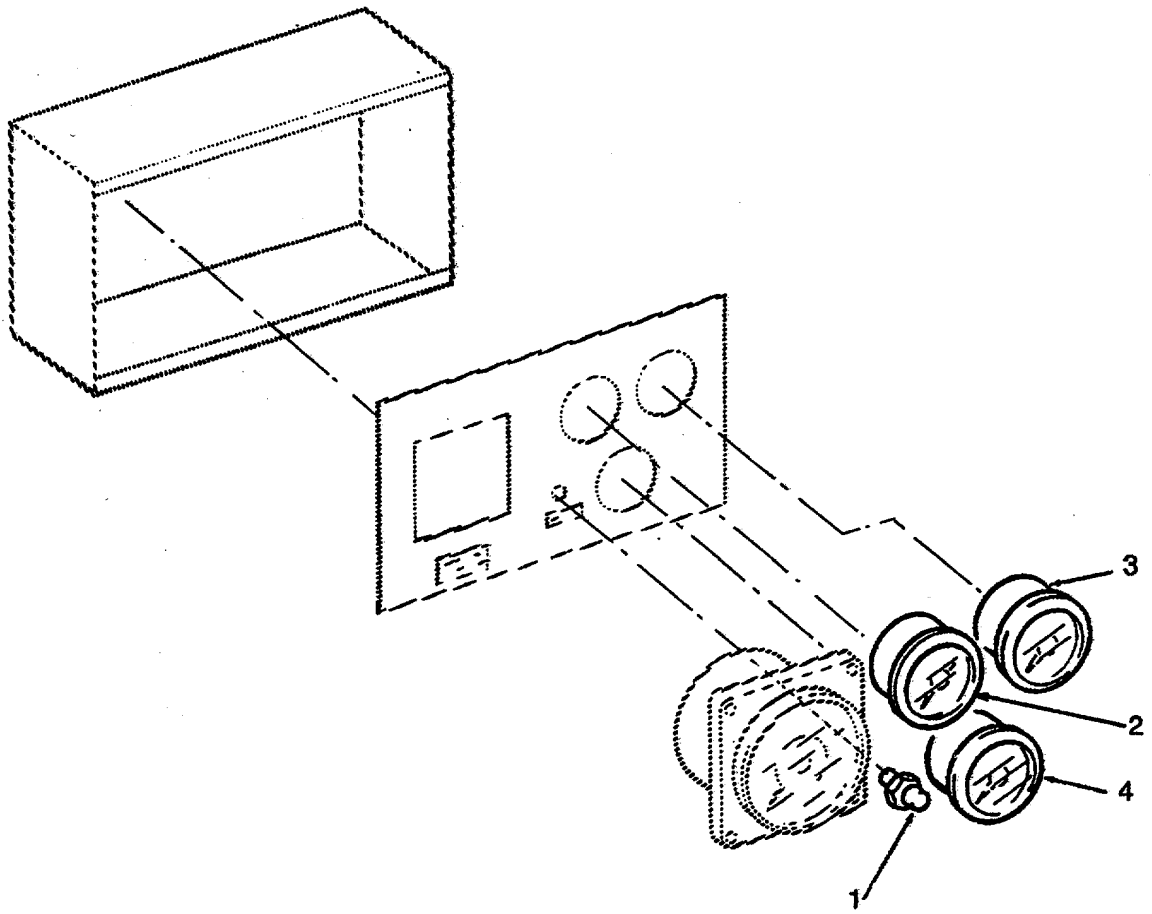


Figure 28 Instrument Panel.

SECTION II				(5)	(6)
(1)	(2)	(3)	(4)		
ITEM	SMR		PART		
NO	CODE	CAGEC	NUMBER	DESCRIPTION AND USABLE ON CODES(UOC)	QTY

GROUP 01 PROPULSION UNIT

FIG. 28 INSTRUMENT PANEL

1	PACZZ	16764	1996097	SWITCH, PUSH STARTING (2 POST)	1
2	XDCZZ	70040	TG-82	GAGE, TEMPERATURE	1
3	PACZZ	70040	25025177	GAGE, OIL PRESSURE	1
4	PACZZ	70040	PG 31	GAGE, PRESSURE, DIAL	1

END OF FIGURE

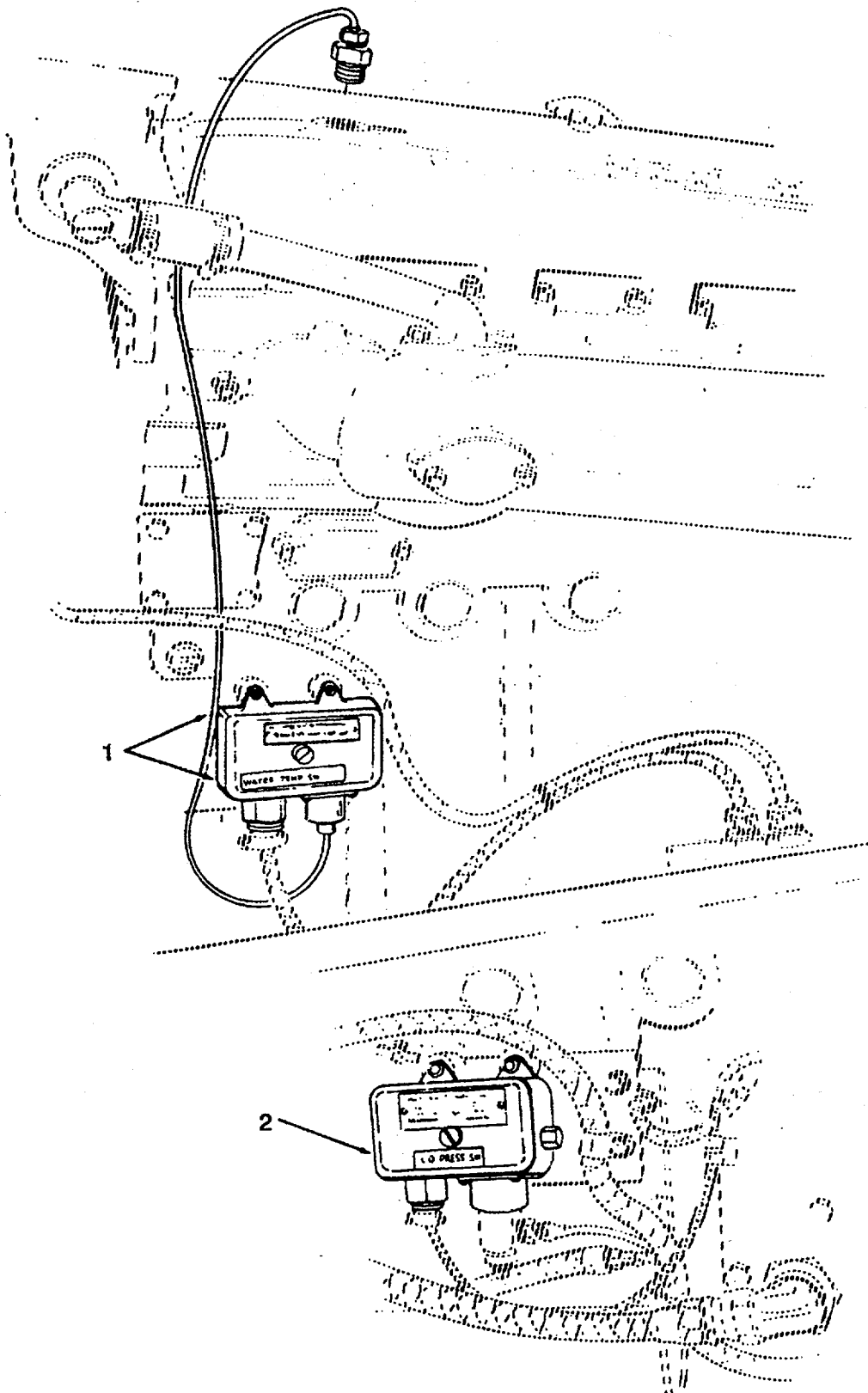


Figure 29. Alarm System Switches.

SECTION II					
(1)	(2)	(3)	(4)	(5)	(6)
ITEM	SMR	CAGEC	PART	DESCRIPTION AND USABLE ON CODES(UOC)	QTY
NO	CODE		NUMBER		

GROUP 01 PROPULSION UNIT

FIG. 29 ALARM SYSTEM SWITCHES

1	PACZZ	19278	222348NL-1	SWITCH, THERMOSTATIC TEMPERATURE TYPE IC/N31A12 150 D	4
2	PACZZ	19278	222330NA1	SWITCH, PRESSURE PRESSURE TYPE IC/ LED 1T015 PSI.....	4

END OF FIGURE

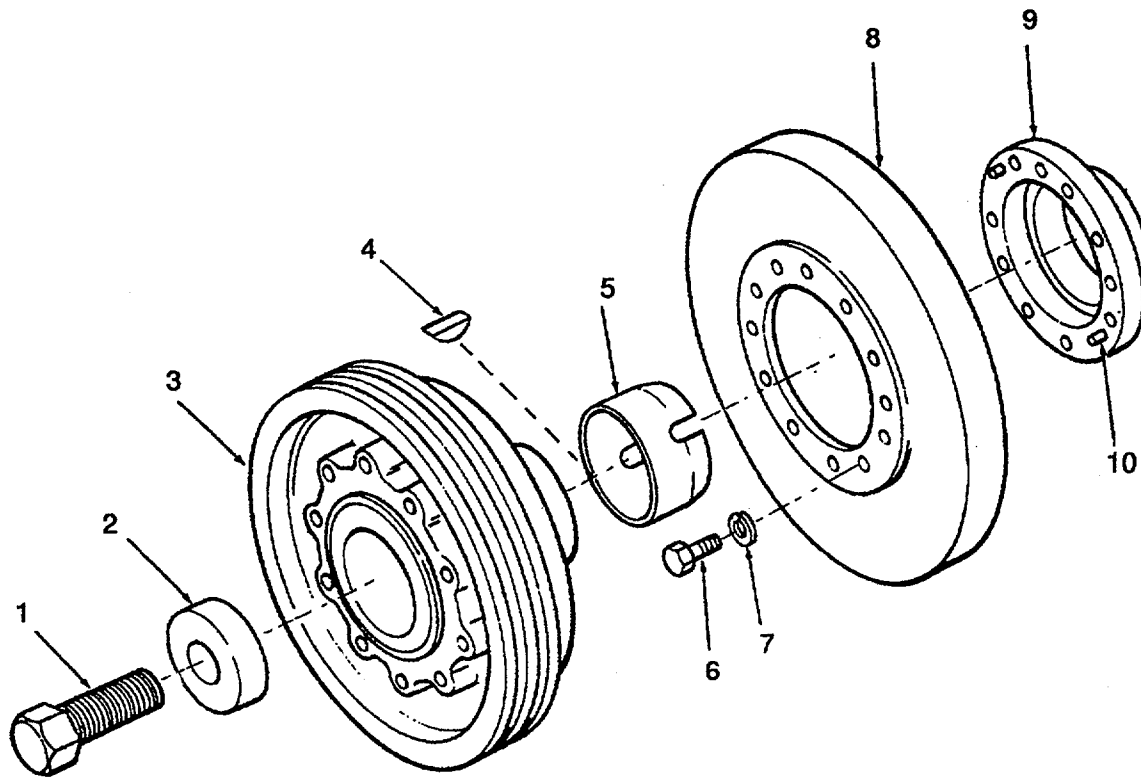


Figure 30. Crankshaft. Pulley

SECTION II					
(1)	(2)	(3)	(4)	(5)	(6)
ITEM	SMR	CAGEC	PART	DESCRIPTION AND USABLE ON CODES(UOC)	QTY
NO	CODE		NUMBER		

GROUP 01 PROPULSION UNIT

FIG. 30 CRANKSHAFT PULLEY

1	PACZZ	72582	5160266	BOLT, MACHINE 1-1/4 X 2-3/4	1
2	PACZZ	72582	5157930	WASHER, FLAT	1
3	XDCZZ	72582	5146430	PULLEY CRANKSHAFT 7	1
4	PACZZ	96906	MS35756-24	KEY, WOODRUFF	2
5	PACZZ	72582	5134917	RING, VIBRATION DAMP DAMPER FRONT	1
6	PACZZ	96906	MS90727-84	SCREW, CAP, HEXAGON H	6
7	PACZZ	96906	MS35338-47	WASHER, LOCK	6
8	PACZZ	72582	5177764	DAMPER, VIBRATION	1
9	PACZZ	72582	5182310	HUB, VIBRATION DAMPE VIBRATION DAMPER	1
10	XDCZZ	72582	5156295	PIN.STRAIGHT, HEADLE 1 INCH LONG	2

END OF FIGURE

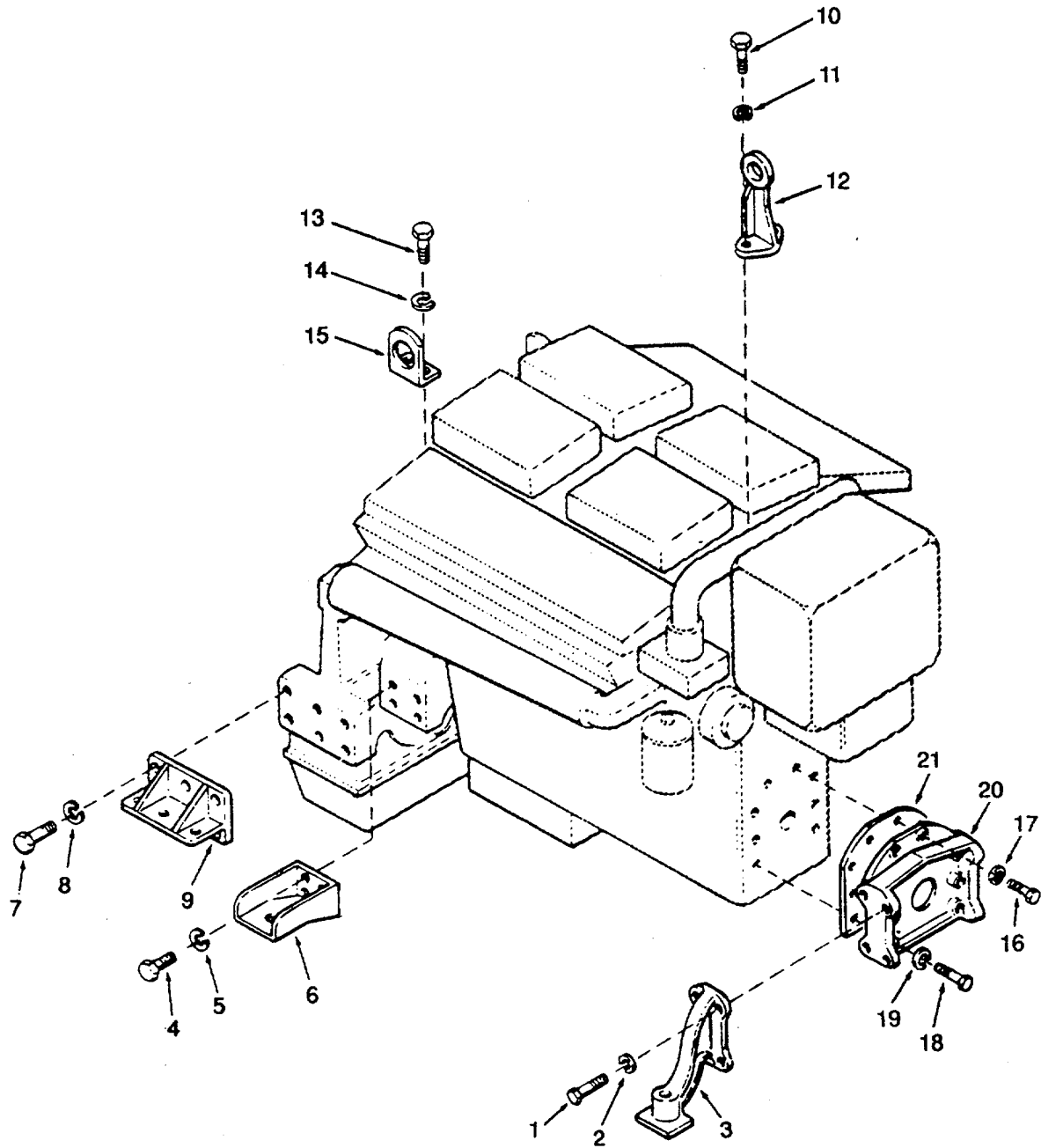


Figure 32. Engine Lift Brackets and Support.

SECTION II					
(1)	(2)	(3)	(4)	(5)	(6)
ITEM	SMR		PART		
NO	CODE	CAGEC	NUMBER	DESCRIPTION AND USABLE ON CODES(UOC)	QTY

GROUP 01 PROPULSION UNIT

FIG. 32 ENGINE LIFT BRACKETS AND SUPPORTS

10	PACZZ	80204	B1821BH063C175N	SCREW,CAP, HEXAGON H	2
11	XDCZZ	96906	MS35338-50	WASHER, LOCK	2
12	XDCZZ	72582	5128441	BRACKET ENGINE LIFTER FRONT	1
13	PACZZ	80204	B1821BH044C113N	SCREW, CAP, HEXAGON H	4
14	PACZZ	96906	MS35338-47	WASHER, LOCK	4
15	XDCZZ	72582	5137761	BRACKET ENGINE LIFTER REAR	1

END OF FIGURE

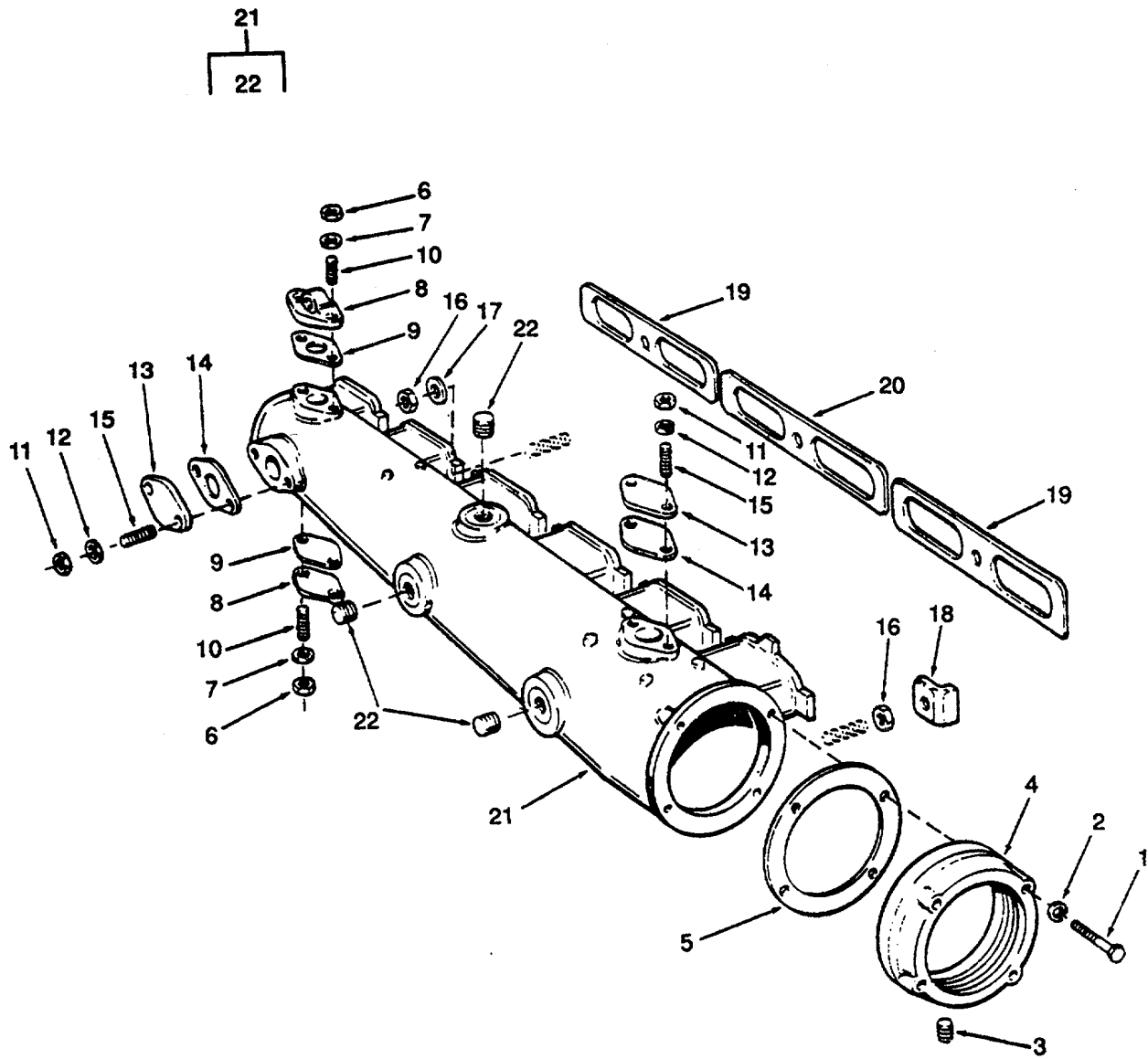


Figure 33. Exhaust Manifolds.

SECTION II

TM 55-1905-220-20P

(1) ITEM NO	(2) SMR CODE	(3) CAGEC	(4) PART NUMBER	(5) DESCRIPTION AND USABLE ON CODES(UOC)	(6) QTY
GROUP 01 PROPULSION UNIT					
FIG. 33 EXHAUST MANIFOLDS					
1	PACZZ	96906	MS90725-67	SCREW, CAP, HEXAGON H	8
2	PACZZ	96906	MS35338-46	WASHER, LOCK	8
3	PACZZ	96906	MS14314-IX	PLUG, PIPE EXHAUST FLANGE	2
4	XDCZZ	7Z582	5164146	FLANGE, PIPE 4 INCH	2
5	PACZZ	72582	5163811	GASKET OUTLET PART OF KIT P/N 5196375	2
6	PACZZ	96906	MS51967-5	NUT, PLAIN, HEXAGON	4
7	PACZZ	96906	MS27183-11	WASHER, FLAT	4
8	XDCZZ	72582	5119926	PLATE, E, HAUST MANIF MANIFOLD WATER OUTLET 3/4 PT	2
9	PACZZ	72582	5156319	GASKET MANIFOLD WATER OUTLET FLANGE PART OF KIT P/N 5196375	2
10	PACZZ	72582	5163867	STUD, PLAIN MANIFOLD WATER OUTLET FLANGE	4
11	PACZZ	96906	MS51967-5	NUT, PLAIN, HEXAGON	12
12	PACZZ	96906	MS27183-11	WASHER, FLAT	12
13	XDCZZ	72582	5119921	COVER, ACCESS MANIFOLD COVER	6
14	PACZZ	72582	5156319	GASKET MANIFOLD COVER PLATE PART OF KIT P/N 5196375	6
15	PACZZ	72582	5123282	STUD, PLAIN MANIFOLD COVER PLATE	12
16	PACZZ	96906	MS51968-5	NUT, PLAIN, HEXAGON	14
17	PACZZ	72582	5104439	WASHER, SPRING MANIFOLD MTG (DISHED 1-1/40D)	10
18	PACZZ	72582	5102735	CRAB, MANIFOLD	4
19	PACZZ	72582	5120224	GASKET MANIFOLD PART OF KIT P/N 5196375	4
20	PACZZ	72582	5120223	GASKET MANIFOLD INTERMEDIATE PART OF KIT P/N 5196375	2
21	PACZZ	18954	K5167140	EXHAUST MANIFOLD AS	2
22	PACZZ	96906	MS20913-8S	PLUG, PIPE 3	

END OF FIGURE

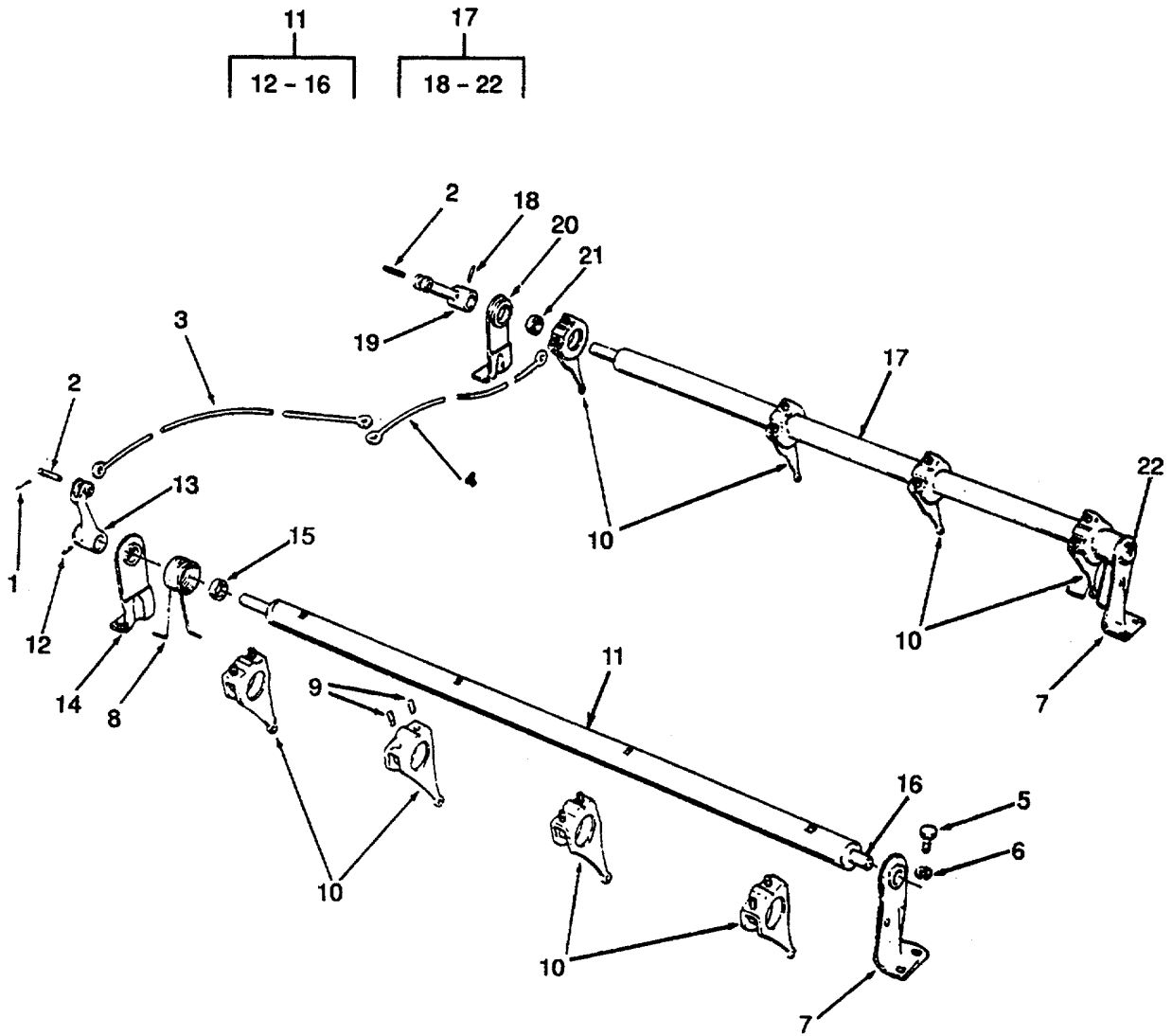


Figure 34. Rocker Arm Covers.

SECTION II				(5)	(6)
(1)	(2)	(3)	(4)		
ITEM	SMR	CAGEC	PART	DESCRIPTION AND USABLE ON CODES(UOC)	QTY
NO	CODE		NUMBER		
GROUP 01 PROPULSION UNIT					
FIG. 34 ROCKER ARM COVERS					
1	XDCZZ	72582	455532	PIN, SPRING ROCKER COVER BOLT	8
2	PACZZ	72582	5157194	THUMBSCREW.....	8
3	PACZZ	72582	5150333	WASHER, FLAT	8
4	PACZZ	72582	5148504	STUD, PLAIN	
5	PACZZ	72582	5103744	COVER, ENGINE POPPET	1
6	PACZZ	72582	5103738	COVER, ROCKER ARM	1
7	XDCZZ	72582	5146248	HOOK.....	2
8	PACZZ	72582	5113825	CHAIN, CAP TUBE 20 INCHES LONG	1
9	PACZZ	72582	5117362	CAP, FILLER OPENING SQUEEZE TYPE 3 INCH DIA.....	1
10	PACZZ	72582	5150147	STRAINER, ELEMENT	1
11	PACZZ	72582	5104019	GASKET PART OF KIT P/N 5196375	2

END OF FIGURE

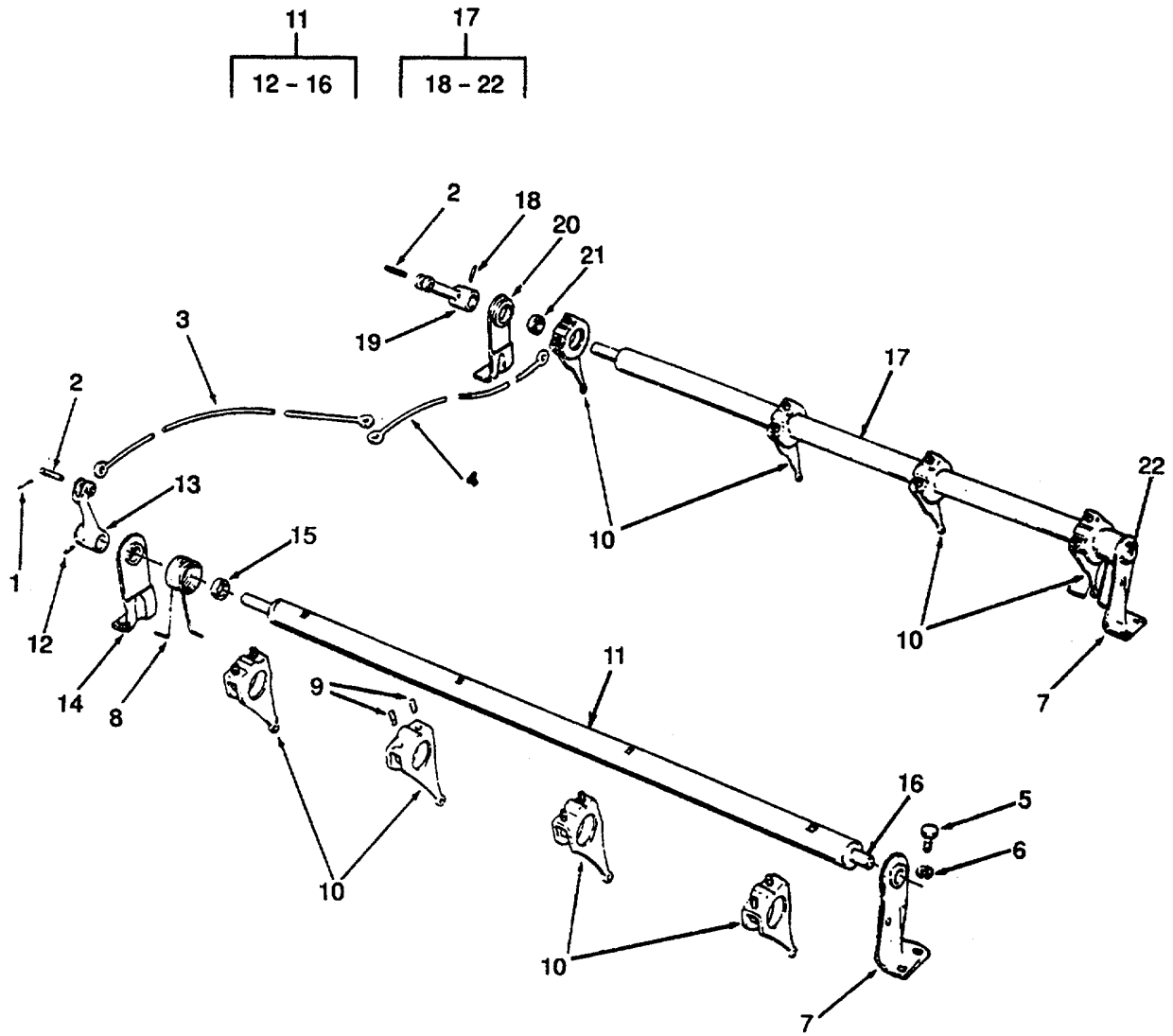


Figure 35. Injector Control.

SECTION II				TM 55-1905-220-20P	
(1)	(2)	(3)	(4)	(5)	(6)
ITEM	SMR	CAGEC	PART	DESCRIPTION AND USABLE ON CODES(UOC)	QTY
NO	CODE		NUMBER		
GROUP 01 PROPULSION UNIT					
FIG. 35 INJECTOR CONTROL					
1	PACZZ	96152	A82-1	PIN, COTTER.....	2
2	XDCZZ	72582	5147345	PIN CONTROL TUBE TO GOVERNOR LINK.	2
3	PACZZ	72582	5117942	LINK, LONG CONTROL TUBE TO GOVERNOR LONG (RIGHT BANK)	2
4	PACZZ	72582	5117191	CONNECTING LINK, RIG CONTROL TUBE	2
5	PACZZ	96906	MS90725-5	TO GOVERNOR SHORT (LEFT BANK)	
6	PACZZ	96906	MS35338-44	SCREW, CAP, HEXAGON H	8
7	XDCZO	72582	5130509	WASHER, LOCK	8
8	PACZZ	72582	5124142	BRACKET, EYE, ROTATIN CONTROL TUBE	2
9	PACZZ	72582	5176228	SPRING, HELICAL CONTROL TUBE	2
10	PACZZ	72582	5115322	SCREW, MACHINE CONTROL TUBE LVR 1/ 4-28 X 11/16	24
11	XDCZZ	72582	5196757	BELL CRANK CONTROL TUBE RACK	12
12	PACZZ	96906	MS35677-18	TUBE AND LEVER ASSEMBLY INJECTOR	1
13	PACZZ	72582	5150263	CONTROL (RBK).....	
14	XDCZZ	72582	5130509	PIN, GROOVED HEADLESS	1
15	PACZZ	72582	5150843	LEVER, REMOTE CONTRO CONTROL TUBE.	1
16	PACZZ	72582	5150259	BRACKET, EYE, ROTATIN	1
17	XDCZZ	72582	5196758	SPACER, SLEEVE CONTROL TUBE LEVER.	1
18	PACZZ	96906	MS35677-18	PIN, STRAIGHT, HEADED CONTROL TUBE	1
19	PACZZ	72582	5150263	END 1-1/16 INCH L	
20	XDCZO	72582	5130509	TUBE AND LEVER	1
21	PACZZ	72582	5150843	PIN, GROOVED HEADLESS	1
22	PACZZ	72582	5150259	LEVER, REMOTE CONTRO CONTROL TUBE.	1
				BRACKET, EYE, ROTATIN CONTROL TUBE.	1
				SPACER, SLEEVE CONTROL TUBE LEVER.	1
				PIN, STRAIGHT, HEADED CONTROL TUBE	1
				END 1-1/16 INCH L	

END OF FIGURE

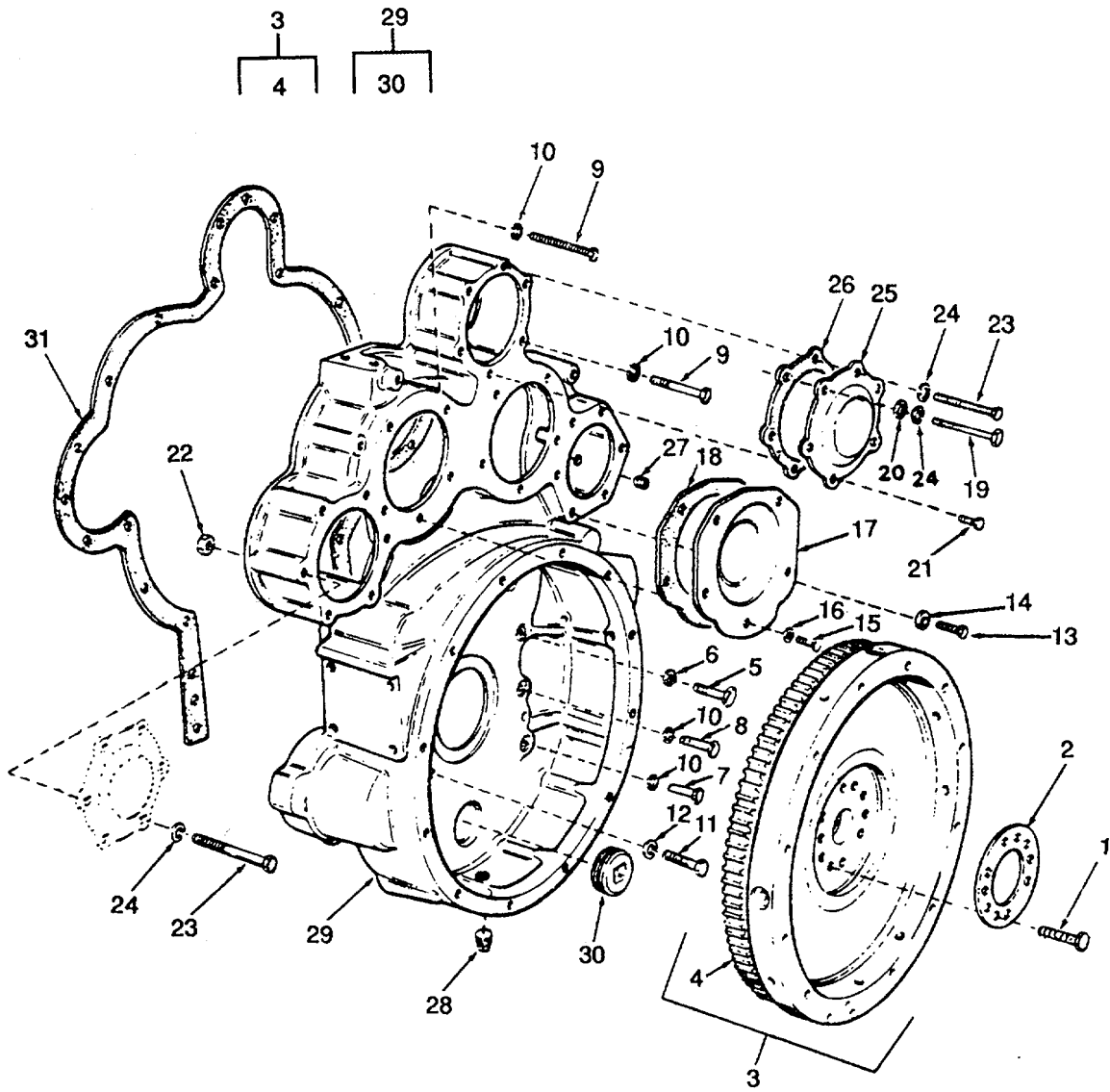


Figure 36. Flywheel and Housing.

SECTION II

TM 55-1905-220-20P

(1) ITEM NO	(2) SMR CODE	(3) CAGEC	(4) PART NUMBER	(5) DESCRIPTION AND USABLE ON CODES(UOC)	(6) QTY
				GROUP 01	PROPULSION UNIT
				FIG. 36	FLYWHEEL AND HOUSING
1	PACZZ	72582	9411631	BOLT,SELF-LOCKING 9/16-18 X 2-3/4.....	6
				CADMIUM PLATED	
2	XDCZZ	72582	5120753	PLATE,RETAINING,SHA SCUFF (BOLT	1
				RETAINER)	
3	XACHH	72582	5174748	FLYWHEEL ASSEMBLY	1
				(SAE#1)(NONCHAMFERED) FLYWHEEL	
				PROCURED ONLY W/ASSY	
5	PACZZ	72582	9409028	BOLT,SELF-LOCKING CADMIUM PLATED	6
6	PACZZ	72582	5138619	WASHER,ENGINE 25/64 X 3/4 X 0.083	6
				CADMIUM PLATED	
7	PACZZ	96906	MS90725-60	SCREW,CAP,HEXAGON H	2
8	PACZZ	96906	MS90725-62	SCREW,CAP,HEXAGON H	1
9	PACZZ	72582	5121466	BOLT,SPECIAL 3/8-24X3-7/8 CADMIUM	7
				PLATED	
10	PACZZ	96906	MS35338-46	WASHER,LOCK	10
11	XDCZZ	96906	MS90725-120	SCREW CAP HEX HEAD	6
12	XDCZZ	96906	MS35338-48	WASHER,LOCK	6
13	XDCZZ	96906	MS90725-85	SCREW CAP HEX HEAD	2
14	XDCZZ	96906	MS15795-515	WASHER,FLAT	2
15	PACZZ	96906	MS90725-109	SCREW,CAP,HEXAGON H	8
16	XDCZZ	96906	MS35338-48	WASHER,LOCK	8
17	XDCZZ	72582	5122281	COVER,ACCESS HOUSING LARGE HOLE	2
18	PCCZZ	72582	5117061	GASKET HOUSING LARGE HOLE COVER	2
				PART OF KIT P/N 5196375	
19	PACZZ	80204	B1821BH038C450N	SCREW,CAP,HEXAGON H	1
20	PACZZ	96906	MS27183-13	WASHER,FLAT	1
21	XDCZZ	96906	MS90725-59	SCREW,CAP,HEXAGON	3
22	PACZZ	96906	MS35650-3382	NUT,PLAIN,HEXAGON	12
23	PACZZ	80204	B1821BH038C450N	SCREW,CAP,HEXAGON H	8
24	PACZZ	96906	MS35338-46	WASHER,LOCK	12
25	XDCZZ	72582	5122219	COVER FLYWHEEL HOUSING SMALL HOLE	2
26	PCCZZ	72582	5122227	GASKET HOUSING SMALL HOLE COVER	3
				PART OF KIT P/N 5196375	
27	PACZZ	96906	MS20913-6S	PLUG,PIPE	1
28	PACZZ	96906	MS20913-8S	PLUG,PIPE	1
29	XDCZZ	72582	5132454	HOUSING FLYWHEEL	1
30	PACZZ	96906	MS20913-10S	PLUG,PIPE	1
31	KFCZZ	72582	5102550	GASKET FLYWHEEL HOUSING PART OF	1
				KIT P/N 5196375	

END OF FIGURE

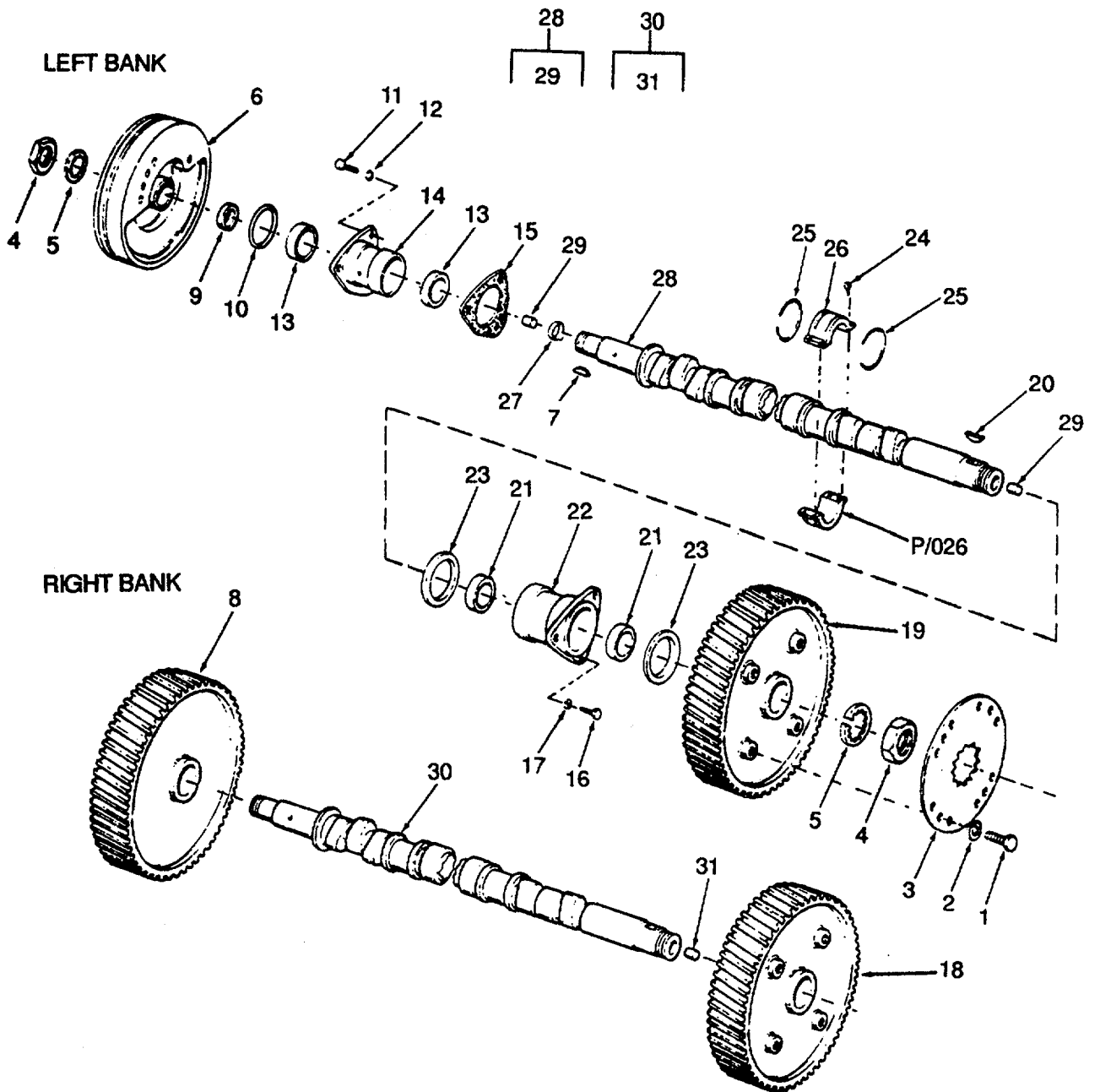


Figure 37. Camshaft Assembly (Right and Left Bank).

SECTION II

TM 55-1905-220-

20P1

(1) ITEM NO	(2) SMR CODE	(3) CAGEC	(4) PART NUMBER	(5) DESCRIPTION AND USABLE ON CODES(UOC)	(6) QTY
				GROUP 01 PROPULSION UNIT	
				FIG. 37 CAMSHAFT ASSEMBLY (RIGHT AND LEFT BANK	
4	PACZZ	72582	5150087	NUT,PLAIN,HEXAGON	4
5	PACZZ	96906	MS35333-50	WASHER,LOCK	4
6	PACZZ	72582	5122259	PULLEY,GROOVE BALANCE	1

END OF FIGURE

37-1

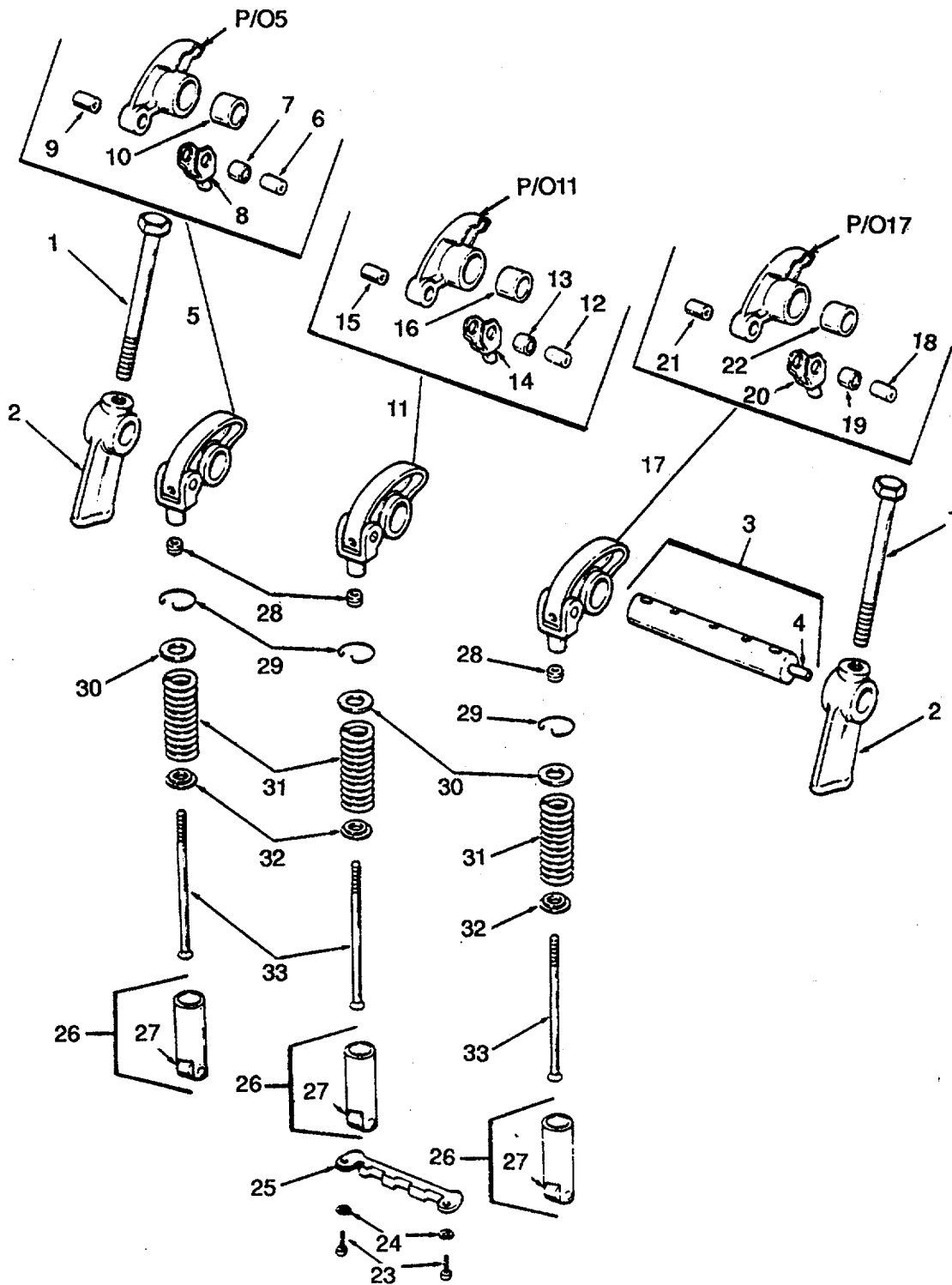


Figure 40. Valve Operating Mechanism.

SECTION II

TM 55-1905-220-20P

(1) ITEM NO	(2) SMR CODE	(3) CAGEC	(4) PART NUMBER	(5) DESCRIPTION AND USABLE ON CODES(UOC)	(6) QTY
GROUP 01 PROPULSION UNIT					
FIG. 40 VALVE OPERATING MECHANISM					
1	PACZZ	72582	5150325	BOLT,FLUID PASSAGE BRACKET	24
2	PACZZ	72582	5150324	BRACKET,EYE,ROTATIN ROTATING,SHAFT	24
3	PACZZ	72582	5150322	SHAFT ASSEMBLY,ROCK ROCKER	12
4	PACZZ	72582	5151272	PLUG,PROTECTIVE DUST	12
5	PACZZ	72582	5148472	ROCKER ARM,ENGINE P EXHAUST VALVE	12
				ROCKER, LEFT	
6	PACZZ	72582	5150314	PIN,HOLLOW CLEVIS PUSH ROD END	1
7	PACZZ	72582	5123700	BUSHING,SLEEVE CLEVIS	1
8	PACZZ	72582	5150312	CLEVIS,ROD END	1
9	PACZZ	72582	5150311	BEARING,SLEEVE SMALL	1
10	PACZZ	72582	5122445	BUSHING,SLEEVE LARGE	1
11	PACZZ	72582	5148475	ROCKER ARM,ENGINE P EXHAUST VALVE	12
				ROCKER, RIGHT	
12	PACZZ	72582	5150314	PIN,HOLLOW CLEVIS (PUSH ROD END)	1
13	PACZZ	72582	5123700	BUSHING,SLEEVE CLEVIS	1
14	PACZZ	72582	5150312	CLEVIS,ROD END	1
15	PACZZ	72582	5150311	BEARING,SLEEVE SMALL	1
16	PACZZ	72582	5122445	BUSHING,SLEEVE LARGE	1
17	PACZZ	72582	5179954	ROCKER ARM,ENGINE P INJECTOR	12
				ROCKER ARM	
18	PACZZ	72582	5150314	PIN,HOLLOW CLEVIS (PUSH ROD END)	1
19	PACZZ	72582	5123700	BUSHING,SLEEVE CLEVIS	1
20	PACZZ	72582	5150312	CLEVIS,ROD END	1
21	PACZZ	72582	5150311	BEARING,SLEEVE SMALL	1
22	PACZZ	72582	5150318	BEARING,SLEEVE LARGE	1
23	PACZZ	96906	MS90725-6	SCREW,CAP,HEXAGON H	24
24	PACZZ	96906	MS35338-44	WASHER,LOCK	24
25	PACZZ	72582	5150298	GUIDE,CAM FOLLOWER	12
26	XDCZZ	72582	5115087	FOLLOWER ASSEMBLY CAM	36
27	PACZZ	72582	8923814	ROLLER,LINEAR-ROTAR FOLLOWER	1
				ROLLER SET INCLUDES ROLLER W/ BUSHING AND PIN	
28	PACZZ	72582	5151601	NUT,PLAIN,HEXAGON	36
29	PACZZ	72582	5150303	RING,RETAINING	36
30	PACZZ	72582	5150302	SEAT,HELICAL COMPRE SPRING UPPER	36
31	PACZZ	72582	5186858	SPRING,HELICAL,COMP	36
32	PACZZ	72582	5123250	SEAT,HELICAL SPRING LOWER	36
33	PACZZ	72582	5128640	PUSH ROD,ENGINE POP	36

END OF FIGURE

6
7

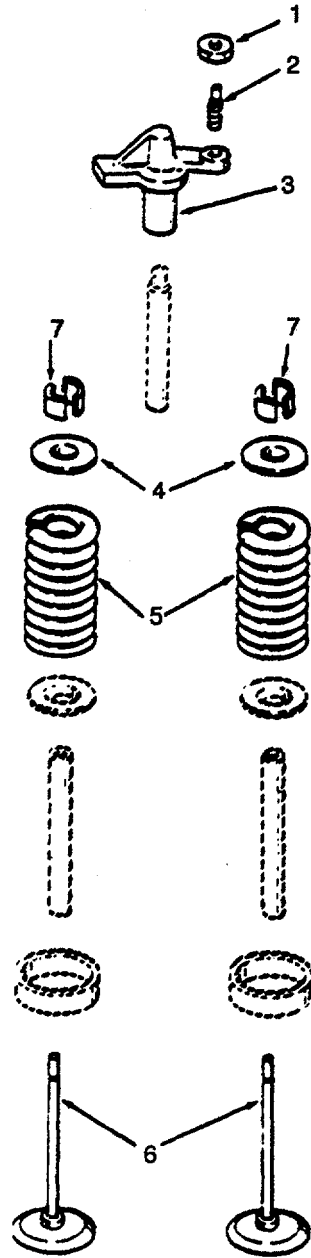


Figure 41. Exhaust Valve Arrangement.

SECTION II

TM 55-1905-220-20P

(1) ITEM NO	(2) SMR CODE	(3) CAGEC	(4) PART NUMBER	(5) DESCRIPTION AND USABLE ON CODES(UOC)	(6) QTY
				GROUP 01	PROPULSION UNIT
				FIG. 41	EXHAUST VALVE ARRANGEMENT
1	PACZZ	72582	5151601	NUT,PLAIN,HEXAGON BRIDGE LOCK	24
2	PACZZ	72582	5129101	SETSCREW	24
3	PACZZ	72582	5117565	BRIDGE,EXHAUST VALV VALVE	24
4	PACZZ	72582	5117563	SEAT,HELICAL SPRING	48
5	PACZZ	72582	5147347	SPRING,HELICAL VALVE	48
6	PACZZ	72582	23500501	PARTS KIT,ENGINE PO EXHAUST VALVES	48
7	PACZZ	72582	5111337	LOCK.VALVE SPRING R SPRING	96
				(HALVES).....	

END OF FIGURE

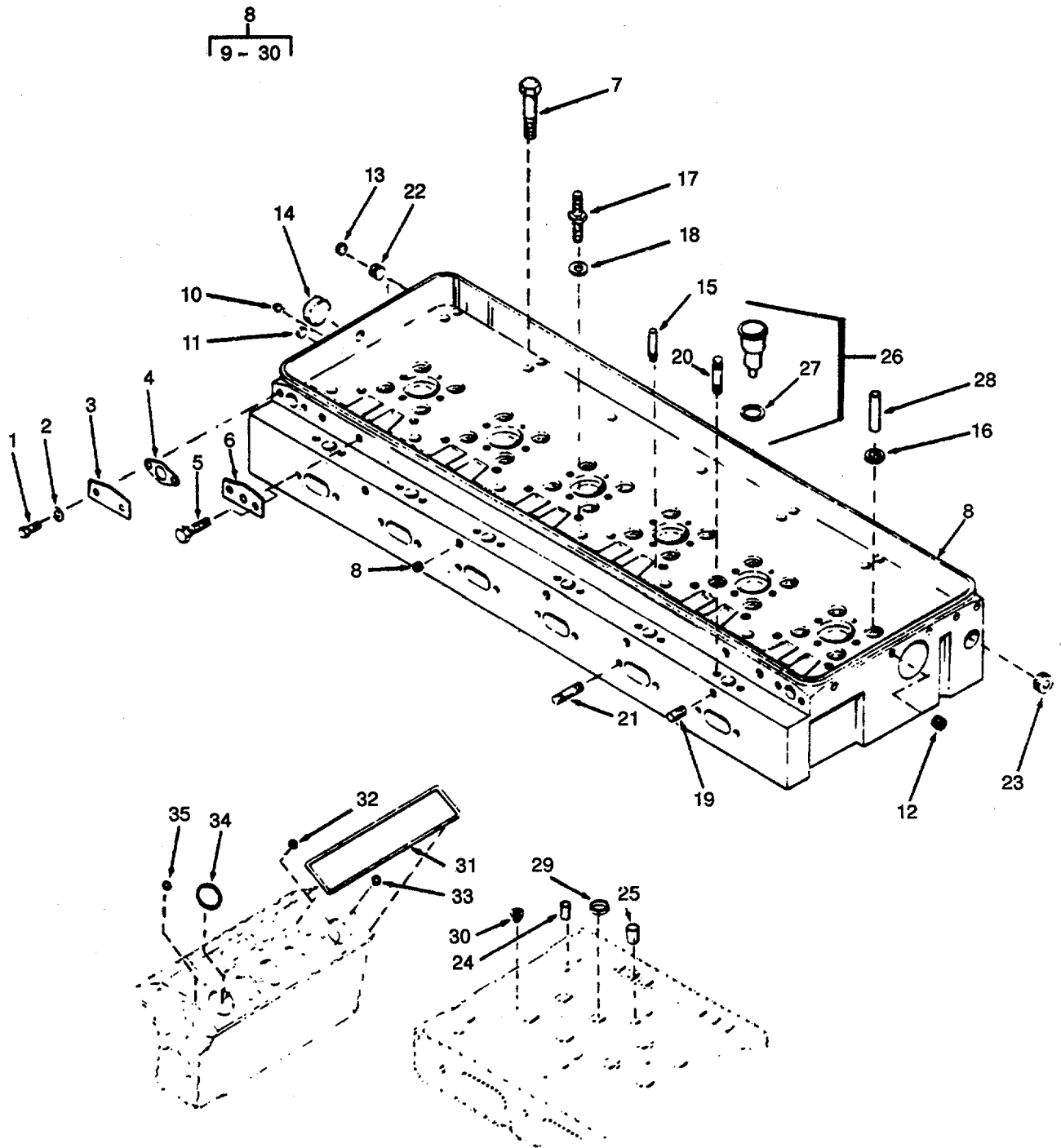


Figure 42. Cylinder Head.

SECTION II

TM 55-1905-220-20P

(1) ITEM NO	(2) SMR CODE	(3) CAGEC	(4) PART NUMBER	(5) DESCRIPTION AND USABLE ON CODES(UOC)	(6) QTY
				GROUP 01	PROPULSION UNIT
				FIG. 42	CYLINDER HEAD
1	PACZZ	96906	MS90725-3	SCREW,CAP,HEXAGON H	12
2	PACZZ	96906	MS15795-509	WASHER,FLAT	12
3	XDCZZ	72582	5150268	COVER,ACCESS	6
4	KFCZZ	72582	5123812	GASKET CYLINDER HEAD,GOVERNOR	6
				HOLE COVER PART OF KIT P/N 5196382	
				PART OF KIT P/N 5196375	
5	PACZZ	96906	MS90725-5	SCREW,CAP,HEXAGON H	4
6	XDCZZ	72582	5131486	COVER CYLINDER HEAD	2
7	PACZZ	72582	5117003	BOLT,EXTERNAL	28
8	PACHH	7258Z	5102770	CYLINDER HEAD,DIESE	2
9	XDCZZ	96906	MS20913-2S	PLUG,PIPE	13
10	XDCZZ	96906	MS49005-4	PLUG,PIPE	7
11	XDCZZ	96906	MS49005-6	PLUG,PIPE 2 PLUGS SHIPPED LOOSE	7
				W/CYLINDER HEAD	
12	XDCZZ	72582	5154453	PLUG,MACHINE THREAD 4 PLUGS	12
				SHIPPED LOOSE W/CYLINDER HEAD	
13	XDCZZ	72582	5178976	PLUG,CYLINDER HEAD SPECIAL	12
14	XDCZZ	72582	5150132	PLUG,EXPANSION 2 PLUG SHIPPED	6
				LOOSE W/CYLINDER HEAD	
15	XDCZZ	72582	5117564	PIN,STRAIGHT,HEADLE	12
16	PACZZ	72582	5117562	WASHER,FLAT SPRING SHIPPED	24
				LOOSE W/CYLINDER HEAD	
17	XDCZZ	72582	5117369	ADAPTER,STRAIGHT,TU	12
18	XDCZZ	72582	5125108	WASHER,FLAT CONNECTION	12
19	XDCZZ	72582	5129845	ADAPTER,STRAIGHT,PI INCH -	1
				RESTRICTION	
20	XDCZZ	72582	5150362	STUD,PLAIN 1-11/16	12
21	XDCZZ	72582	5112899	STUD,PLAIN 2-3/32	14
22	PACZZ	96906	MS20913-6S	PLUG,PIPE	4
23	PACZZ	72582	5193541	PLUG FUSE	1
24	PACZZ	72582	5172874	NOZZLE,WATER (SINGLE OUTLET)	4
25	PACZZ	72582	5111332	NOZZLE,WATER (DOUBLE OUTLET)	10
26	PACZZ	72582	5199527	PARTS KIT,TUBE,FUEL	6
27	PACZZ	72582	5160037	PACKING,PREFORMED TUBE	1
28	PACZZ	72582	5129919	GUIDE,VALVE STEM	24
29	PACZZ	72582	5101101	SEAT,VALVE	24
30	PACZZ	72582	5100929	BUSHING,SLEEVE INCHES LONG	2
31	KFCZZ	72582	5119974	GASKET OIL SEAL PART OF KIT P/N	2
				5196382	
32	PACZZ	72582	5186579	GASKET SEAL (WATER HOLE) PART OF	20
				KIT P/N 5196382	
33	XDCZZ	72582	5186577	WASHER,FLAT SEAL (END WATER HOLES)	6
				PART OF KIT P/N 5196382	
34	XDCZZ	72582	5183330	GASKET HEAD COMPRESSION PART OF	12
				KIT P/N 5196382 PART OF KIT P/N	
				5196375	
35	KFCZZ	72582	5183305	GASKET HEAD OIL AND WATER PART OF	2
				KIT P/N 5196382 PART OF KIT P/N	

SECTION II

TM 55-1905-220-20P

(1) ITEM NO	(2) SMR CODE	(3) CAGEC	(4) PART NUMBER	(5) DESCRIPTION AND USABLE ON CODES(UOC)	(6) QTY
	PACZZ	72582	5196382	5196375	
				PARTS KIT,DIESEL.....	1
				GASKET (1) 12-57	
				GASKET (1) 14-2	
				GASKET (11) 14-17	
				GASKET (1) 22-11	
				GASKET (2) 42-31	
				GASKET (20) 42-32	
				GASKET (12) 42-34	
				GASKET (2) 42-35	
				GASKET BLOWER (2) 12-10	
				GASKET BLOWER DRIVE (1) 12-83	
				GASKET CYLINDER (6) 42-4	
				SPACER,RING (2) 18-10	
				WASHER.FLAT (6) 42-33	

END OF FIGURE

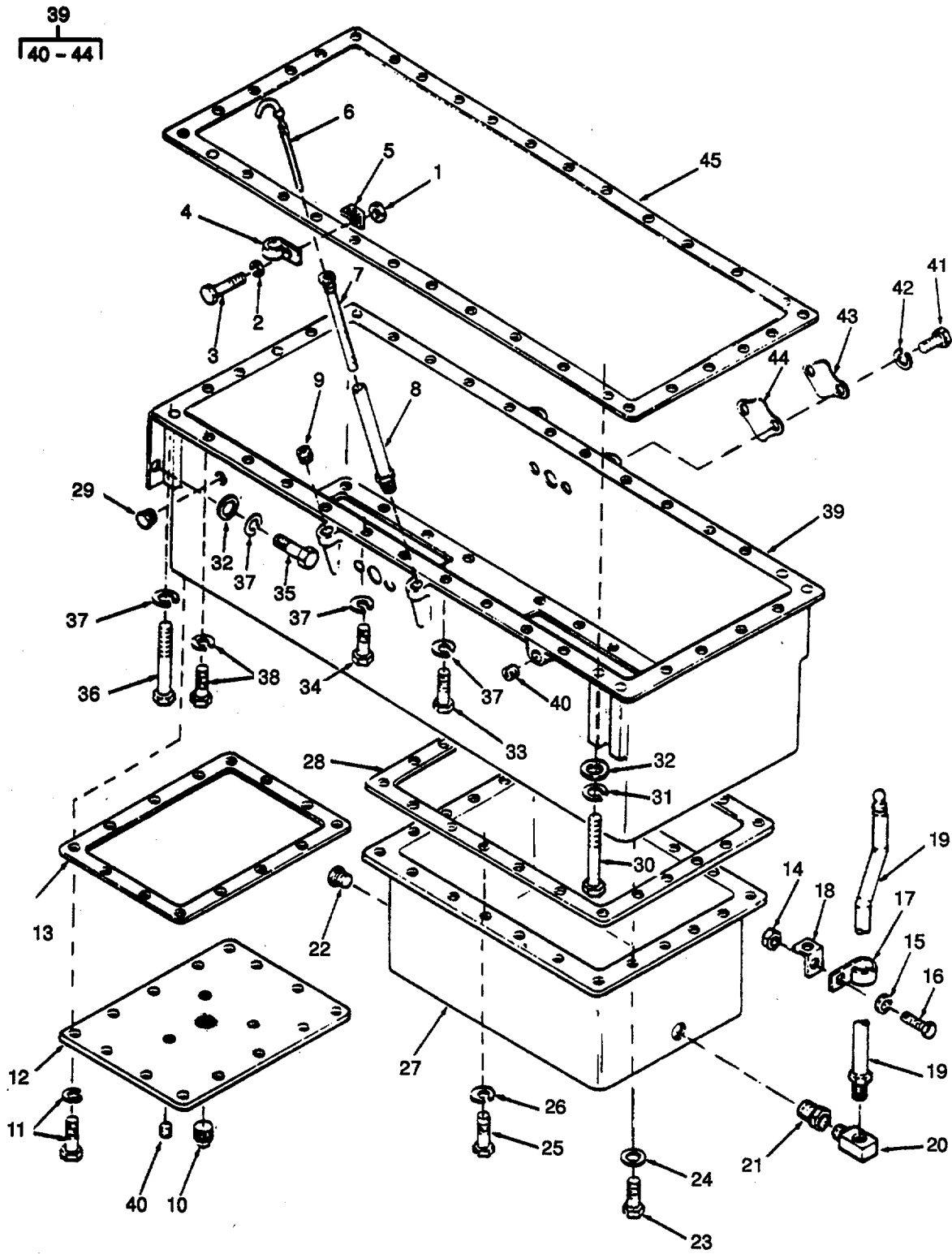


Figure 43. Oil Pan and Dipstick.

SECTION II

TM 55-1905-220-20P

(1) ITEM NO	(2) SMR CODE	(3) CAGEC	(4) PART NUMBER	(5) DESCRIPTION AND USABLE ON CODES(UOC)	(6) QTY
				GROUP 01	PROPULSION UNIT
				FIG. 43	OIL PAN AND DIPSTICK
1	PACZZ	96906	MS51968-8	NUT,PLAIN,HEXAGON	1
2	PACZZ	96906	MS35338-46	WASHER,LOCK	1
3	XDCZZ	96906	MS90726-58	SCREW,CAP,HEXAGON H	1
4	XDCZZ	72582	5153473	CLIP DIPSTICK	1
5	XDCZZ	72582	5126358	BRACKET DIPSTICK CLIP SUPPORT	1
6	PACZZ	72582	5162942	GAGE ROD,LIQUID LEV	1
7	XDCZZ	72582	5177863	ADAPTOR DIPSTICK	1
8	XDCZZ	72582	5151430	GUIDE,DIPSTICK	1
9	XDCZZ	72582	5129892	PLUG,PIPE 1/4 INCH PIPE	3
10	PACZZ	72582	5142549	PLUG,PIPE 3/4 INCH PIPE	1
11	PACZZ	72582	5148480	SCREW,CAP,HEXAGON H LOCK WASHER 3/ 8-16X7/8	14
12	XDCZZ	72582	5125624	COVER OIL PAN	1
13	PACZZ	72582	5124796	GASKET COVER PART OF KIT P/N 5196375	1
14	PACZZ	96906	MS51968-5	NUT,PLAIN,HEXAGON	1
15	XDCZZ	96906	MS35338-45	WASHER,LOCK	1
16	PACZZ	96906	MS90726-31	BOLT,MACHINE	1
17	XDCZZ	72582	5153473	CLIP OIL PAN DRAIN TUBE	1
18	XDCZZ	72582	5127058	BRACKET OIL PAN DRAIN TUBE CLIP	1
19	PACZZ	72582	5127060	TUBE ASSEMBLY,METAL PAN DRIVE	1
20	XDCZZ	72582	225828	ELBOW,PIPE TO TUBE	1
21	PACZZ	81348	WW-P-471BDOBUEC	BUSHING,PIPE DRAIN TUBE ASSY	1
22	PACZZ	72586	5142549	REDUCING PLUG,PIPE 3/4 INCH PIPE	4
23	XDCZZ	96906	MS90725-61	SCREW CAP HEX HEAD	1
24	XDCZZ	72582	5152148	WASHER,FLAT 3/8X9/16	1
25	PACZZ	96906	MS90725-60	SCREW,CAP,HEXAGON H	18
26	PACZZ	96906	MS35338-46	WASHER,LOCK	18
27	XDCZZ	72582	5143994	PAN LOWER OIL	1
28	PACZZ	72582	5144590	GASKET PAN PART OF KIT P/N 5196375	1
29	XDCZZ	72582	5145012	PLUG,PIPE 1/2 INCH PIPE	1
31	PACZZ	96906	MS35338-46	WASHER,LOCK	4
32	PACZZ	96906	MS27183-13	WASHER,FLAT	4
33	XDCZZ	96906	MS90725-61	SCREW CAP HEX HEAD	2
34	PACZZ	96906	MS90725-62	SCREW,CAP,HEXAGON H	2
35	PACZZ	96906	MS90725-75	SCREW,CAP,HEXAGON H	2
36	PACZZ	72582	187491	SCREW,CAP,HEXAGON HEAD	2
37	PACZZ	96906	MS35338-46	WASHER,LOCK	8
38	PACZZ	72582	9419283	BOLT WITH LOCK WASHER 3/8-16X1-1/2	28
39	XDCZZ	72582	5196822	PAN UPPER OIL	1
40	XDCZZ	72582	5129892	PLUG,PIPE 1/4 INCH PIPE	3
41	XDCZZ	96906	MS90725-59	SCREW,CAP,HEXAGON	4
42	PACZZ	96906	MS35338-46	WASHER,LOCK	4
43	XDCZZ	72582	5188498	COVER OIL PAN (SIDE	2
44	PACZZ	72582	5170049	GASKET COVER PART OF KIT P/N 5196375	2
45	PACZZ	72582	5109915	GASKET BLOCK PART OF KIT P/N	1

SECTION II

TM 55-1905-220-20P

(1)	(2)	(3)	(4)	(5)	(6)
ITEM	SMR		PART		
NO	CODE	CAGEC	NUMBER	DESCRIPTION AND USABLE ON CODES(UOC)	QTY

5196375.....

END OF FIGURE

43-2

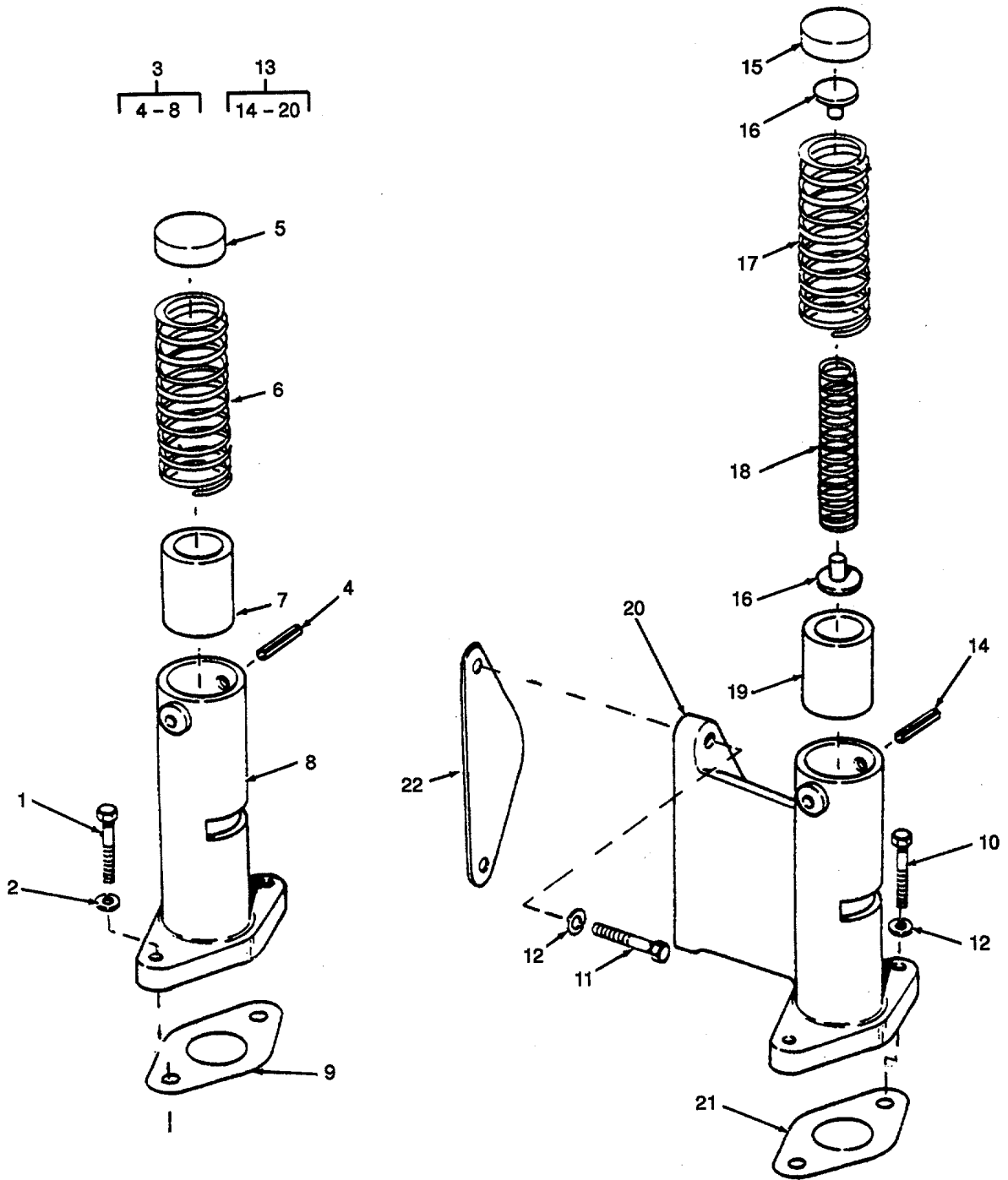


Figure 44. Lube Oil Regulator and Relief Valve.

SECTION II

TM 55-1905-220-20P

(1) ITEM NO	(2) SMR CODE	(3) CAGEC	(4) PART NUMBER	(5) DESCRIPTION AND USABLE ON CODES(UOC)	(6) QTY
				GROUP 01	PROPULSION UNIT
				FIG. 44	LUBE OIL REGULATOR AND RELIEF VALVE
1	PACZZ	96906	MS90725-60	SCREW,CAP,HEXAGON H	2
2	PACZZ	96906	MS35338-46	WASHER,LOCK	2
3	PACZZ	72582	5121954	REGULATOR,OIL PRESS PRESSURE	1
4	PACZZ	72582	457008	PIN 3/16X1-1/2 INCHES	1
5	PACZZ	72582	5117957	SEAT REGULATOR (0.22 INCH LONG)	1
6	PACZZ	72582	5126327	SPRING,HELICAL,COMP	1
7	PACZZ	72582	5117973	PLUNGER,OIL RELIEF REGULATOR	1
8	XDCZZ	72582	5121953	BODY OIL PRESSURE REGULATOR	1
9	PACZZ	72582	5117269	GASKET PART OF KIT P/N 5196375	1
10	PACZZ	96906	MS90725-60	SCREW,CAP,HEXAGON H	2
11	PACZZ	96906	MS90725-62	SCREW,CAP,HEXAGON H	2
12	PACZZ	96906	MS35338-46	WASHER,LOCK	4
13	PACZZ	72582	5126331	VALVE,OIL RELIEF PRESSURE RELIEF	1
14	PACZZ	72582	457008	PIN SPRING 3/16X1-1/2 INCHES	1
15	PACZZ	72582	5117957	SEAT RELIEF VALVE (0.22 INCH LONG).....	1
16	PACZZ	72582	5126325	SEAT,HELICAL COMPRE SPRING	2
17	PACZZ	72582	5126327	SPRING,HELICAL,COMP	1
18	PACZZ	72582	5126326	SPRING,HELICAL VALVE (0.520 DIA X 2.57 INCHES LONG)	1
19	PACZZ	72582	5117973	PLUNGER,OIL RELIEF	1
20	XDCZZ	72582	5126328	BODY RELIEF VAL	1
21	PACZZ	72582	5117269	GASKET PART OF KIT P/N 5196375	1
22	PACZZ	72582	5123240	GASKET PART OF KIT P/N 5196375	1

END OF FIGURE

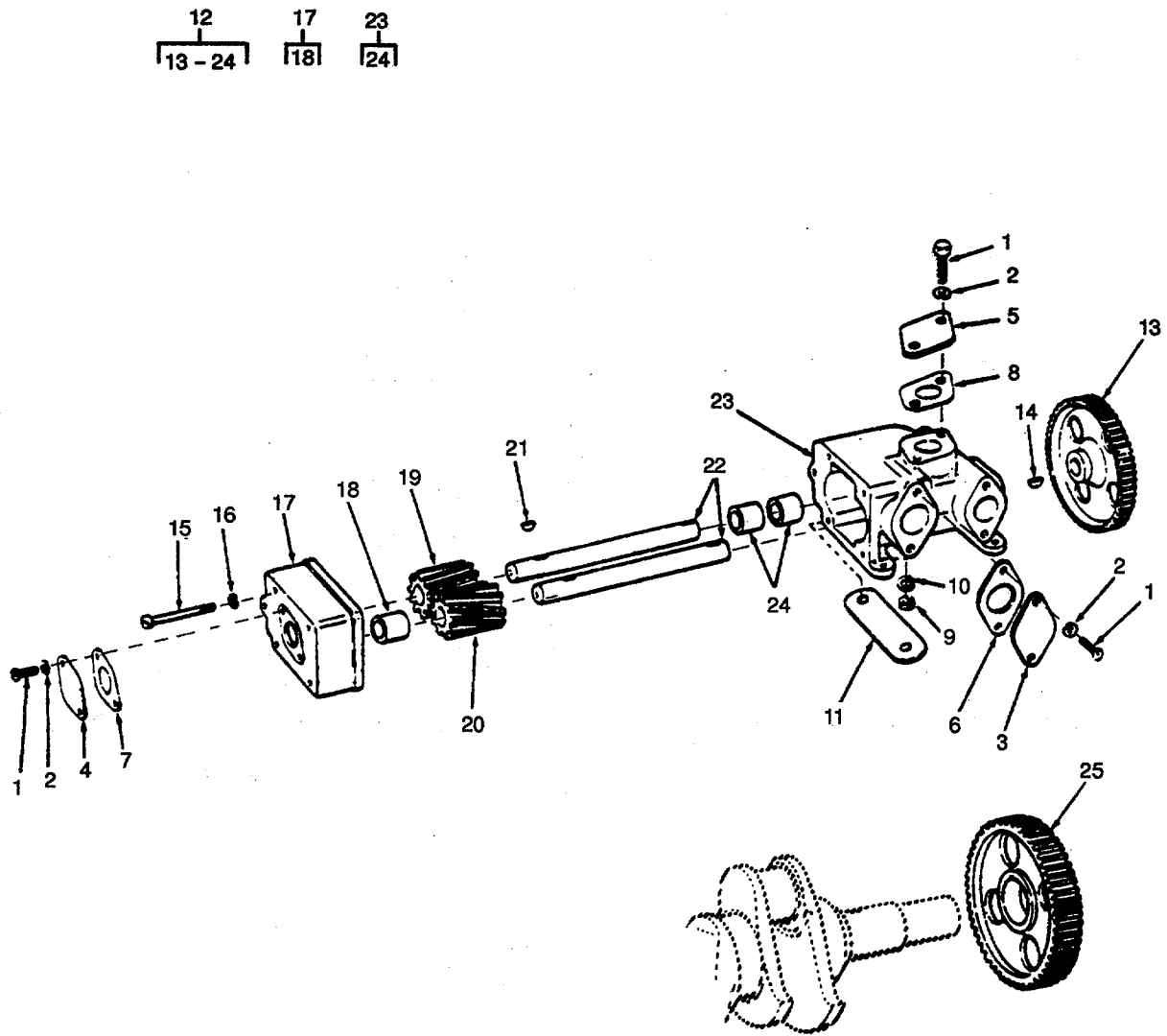


Figure 45. Lube Oil Pump.

SECTION II

TM 55-1905-220-20P

(1) ITEM NO	(2) SMR CODE	(3) CAGEC	(4) PART NUMBER	(5) DESCRIPTION AND USABLE ON CODES(UOC)	(6) QTY
				GROUP 01	PROPULSION UNIT
				FIG. 45	LUBE OIL PUMP
1	DCZZ	6906	S90725-59	SCREW,CAP,HEXAGON	6
2	ACZZ	6906	S35338-46	WASHER,LOCK	6
3	DCZZ	2582	122680	COVER OIL PUMP PAD SIDE 2.40 INCH	1
				BOLT CIRCLE	
4	XDCZZ	72582	5121926	COVER OIL PUMP PAD 2.44 INCH BOLT	1
				CIRCLE	
5	XDCZZ	72582	5123661	COVER OIL PUMP PAD LOWER 2.76	1
				INCH BC	
6	PACZZ	72582	5123240	GASKET PART OF KIT P/N 5196375	1
7	XDCZZ	72582	5123235	GASKET COVER FLANGE 2.44 INCH BC	1
				PART OF KIT P/N 5196375	
8	PACZZ	72582	5123240	GASKET COVER FLANGE 2.40 INCH BC	1
				PART OF KIT P/N 5196375	
9	PACZZ	96906	MS51968-8	NUT,PLAIN,HEXAGON	4
10	PACZZ	96906	MS35338-46	WASHER,LOCK	4
11	PACZZ	72582	5185318	SHIM .015 INCH	1
11	PACZZ	72582	5185319	SHIM .010 INCH	1
11	PACZZ	72582	5183323	SHIM .005 INCH	1
12	PACFF	72582	5122233	PUMP,LUBE OIL	1
13	PACZZ	72582	5126348	GEAR,SPUR	1
14	PACZZ	96906	MS35756-12	KEY,WOODRUFF	1
15	PACZZ	96906	MS90725-67	SCREW,CAP,HEXAGON H	5
16	PACZZ	96906	MS35338-46	WASHER,LOCK	5
17	XDCZZ	72582	5121924	COVER OIL PUMP	1
18	PACZZ	72582	5127978	BEARING,SLEEVE COVER	2
19	PACZZ	72582	5121931	GEAR,HELICAL	1
20	PACZZ	72582	5121932	GEAR,HELICAL	1
21	PACZZ	96906	MS35756-12	KEY,WOODRUFF	2
22	XDCZZ	72582	5126350	SHAFT,DRIVE,OIL PUM DRIVE	2
23	XDCZZ	72582	5126349	BODY OIL PUMP	1
24	PACZZ	72582	5127978	BEARING,SLEEVE BODY	4
25	PACZZ	72582	5121958	GEAR,SPUR	1

END OF FIGURE

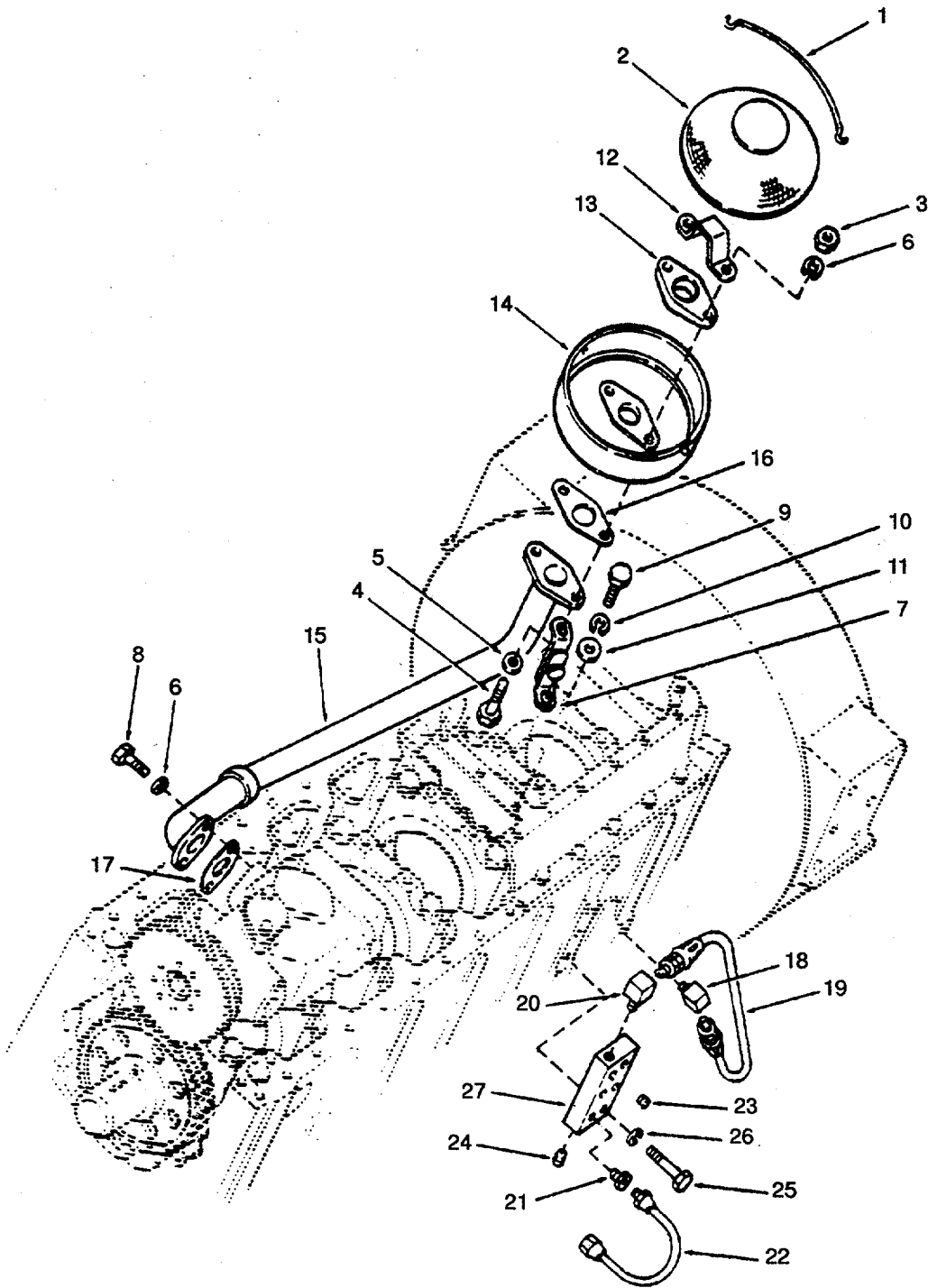


Figure 46. Oil Distribution System.

SECTION II

TM 55-1905-220-20P

(1) ITEM NO	(2) SMR CODE	(3) CAGEC	(4) PART NUMBER	(5) DESCRIPTION AND USABLE ON CODES(UOC)	(6) QTY
GROUP 01 PROPULSION UNIT					
FIG. 46 OIL DISTRIBUTION SYSTEM					
1	XDCZZ	72582	5153284	CLIP,RETAINING INLET PIPE SCREEN	1
2	PACZZ	72582	5153286	STRAINER ELEMENT,SE INLET	1
3	PACZZ	96906	MS51968-8	NUT,PLAIN,HEXAGON	2
4	PACZZ	96906	MS90726-61	SCREW,CAP,HEXAGON H	2
5	PACZZ	96906	MS27183-13	WASHER,FLAT	2
6	PACZZ	96906	MS35338-46	WASHER,LOCK	4
7	XDCZZ	72582	5124780	BRACKET OIL PUMP SCREEN SUPPORT	2
8	PACZZ	96906	MS90725-60	SCREW,CAP,HEXAGON H	2
9	XDCZZ	96906	MS90726-65	SCREW,CAP,HEXAGON H	2
10	PACZZ	96906	MS35338-46	WASHER,LOCK	2
11	PACZZ	96906	MS27183-13	WASHER,FLAT	2
12	XDCZZ	72582	5126320	SUPPORT OIL PUMP SCREEN	1
13	XDCZZ	72582	5126319	FLANGE OIL PUMP INLET PIPE	1
14	XDCZZ	72582	5118302	STRAINER,OIL PUMP INLET SCREEN	1
15	XDCZZ	72582	5125760	PIPE OIL PUMP INLET	1
16	PACZZ	72582	5167380	GASKET PART OF KIT P/N 5196375	2
17	PACZZ	72582	5123241	GASKET INLET PIPE (AT PUMP) PART OF KIT P/N 5196375	1
18	XDCZZ	72582	143337	ELBOW,PIPE TO TUBE 5/16 INV FL TUBE.....	1
19	PACZZ	72582	5136025	HOSE ASSEMBLY ,NONME PUMP OUTLET 5/ 16X19 INCHES LONG	1
20	XDCZZ	72582	143343	ELBOW 90 DEGREE 5/16 INV FL TUBE	1
21	PACZZ	72582	1508350	COUPLING,PIPE	1
22	PACZZ	72582	5118781	HOSE ASSEMBLY GAGE	1
23	XDCZZ	72582	5145009	PLUG OIL PUMP OUTLET 1/8 INCH	2
24	XDCZZ	72582	5129892	PLUG,PIPE OUTLET 1/4 INCH	1
25	PACZZ	72582	179844	SCREW,CAP,HEXAGON 3/8-16X1-5/8 STEEL	2
26	PACZZ	96906	MS35338-46	WASHER,LOCK	2
27	XDCZZ	72582	5144215	BLOCK OIL PUMP OUTLET JCT (PUMP TO CYL BLOCK)	1

END OF FIGURE

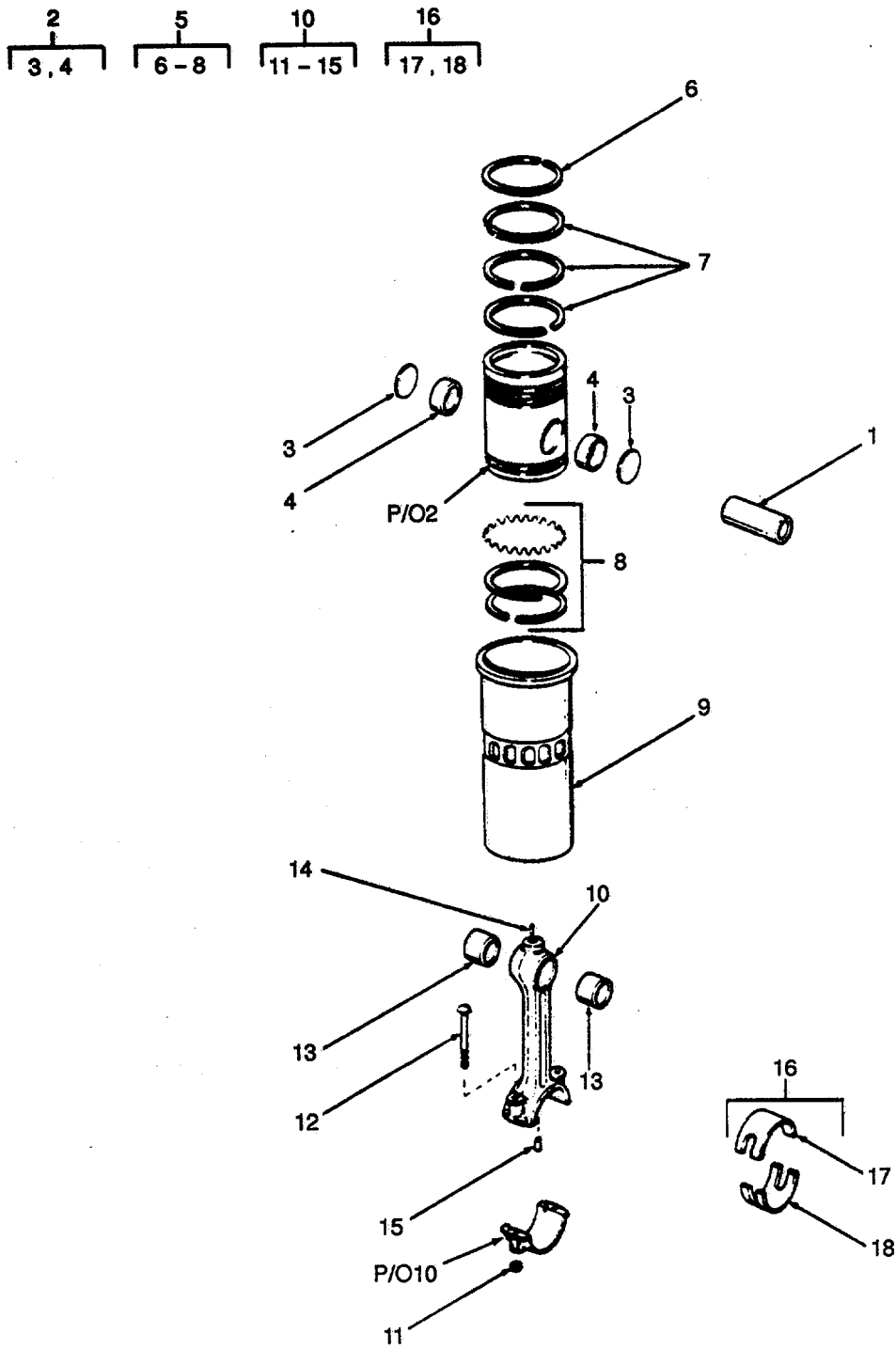


Figure 47. Pistons, Connecting Rods and Liners.

SECTION II

TM 55-1905-220-20P

(1) ITEM NO	(2) SMR CODE	(3) CAGEC	(4) PART NUMBER	(5) DESCRIPTION AND USABLE ON CODES(UOC)	(6) QTY
GROUP 01 PROPULSION UNIT					
FIG. 47 PISTONS, CONNECTING RODS AND LINERS					
1	PACZZ	72582	5188406	PIN,PISTON PISTON (NON-DRILLED)	12
2	PACZZ	72582	5149234	PART OF KIT P/N 5149265 PISTON,INTERNAL COM PISTON	12
3	PACZZ	72582	5188405	DISK,SOLID,PLAIN	2
4	PACZZ	72582	5155839	BEARING,SLEEVE	2
5	PACZZ	72582	5199805	RING SET,PISTON PART OF KIT P/N 5149265	12
6	XACZZ	72582	5136200	RING,PISTON COMPRESSION FIRE	1
7	XACZF	72582	5122321	RING,PISTON COMPRESSION	3
8	XDCZZ	72582	5197489	RING SET,PISTON CONTROL	1
9	PACZZ	72582	5113953	CYLINDER,SLEEVE CYLINDER	12
10	PACZF	72582	5135756	(STANDARD) PART OF KIT P/N 5149265 CONNECTING ROD,PIST CONNECTING	12
				CONNECTING ROD AND BEARING CAP PROCURED ONLY AS AN ASSY	
11	PACZZ	72582	5117629	NUT,PLAIN,HEXAGON	2
12	PACZZ	72582	5132383	BOLT,CONNECTING ROD	2
13	PACZZ	72582	5157274	BEARING,SLEEVE ROD PISTON PIN	2
14	PACZZ	72582	5150140	NOZZLE,OIL ROD SPRAY	1
15	PACZZ	72582	5154360	BEARING,SLEEVE ROD	1
16	XDCZZ	72582	5199946	BEARING,SLEEVE CONNECTING ROD	12
				BEARING (STANDARD)	
17	XACZZ	72582	5148935	SHELL UPPER (STANDARD)	1
18	XACZZ	72582	5148936	SHELL LOWER (STANDARD)	1
	PACZZ	72582	5149265	PARTS KIT,PISTON AS	12
				CYLINDER,SLEEVE (12) 47-9	
				PIN,PISTON (12) 47-1	
				PISTON,INTERNAL COM (12) 47-2	
				RING SET,PISTON (12) 47-5	

END OF FIGURE

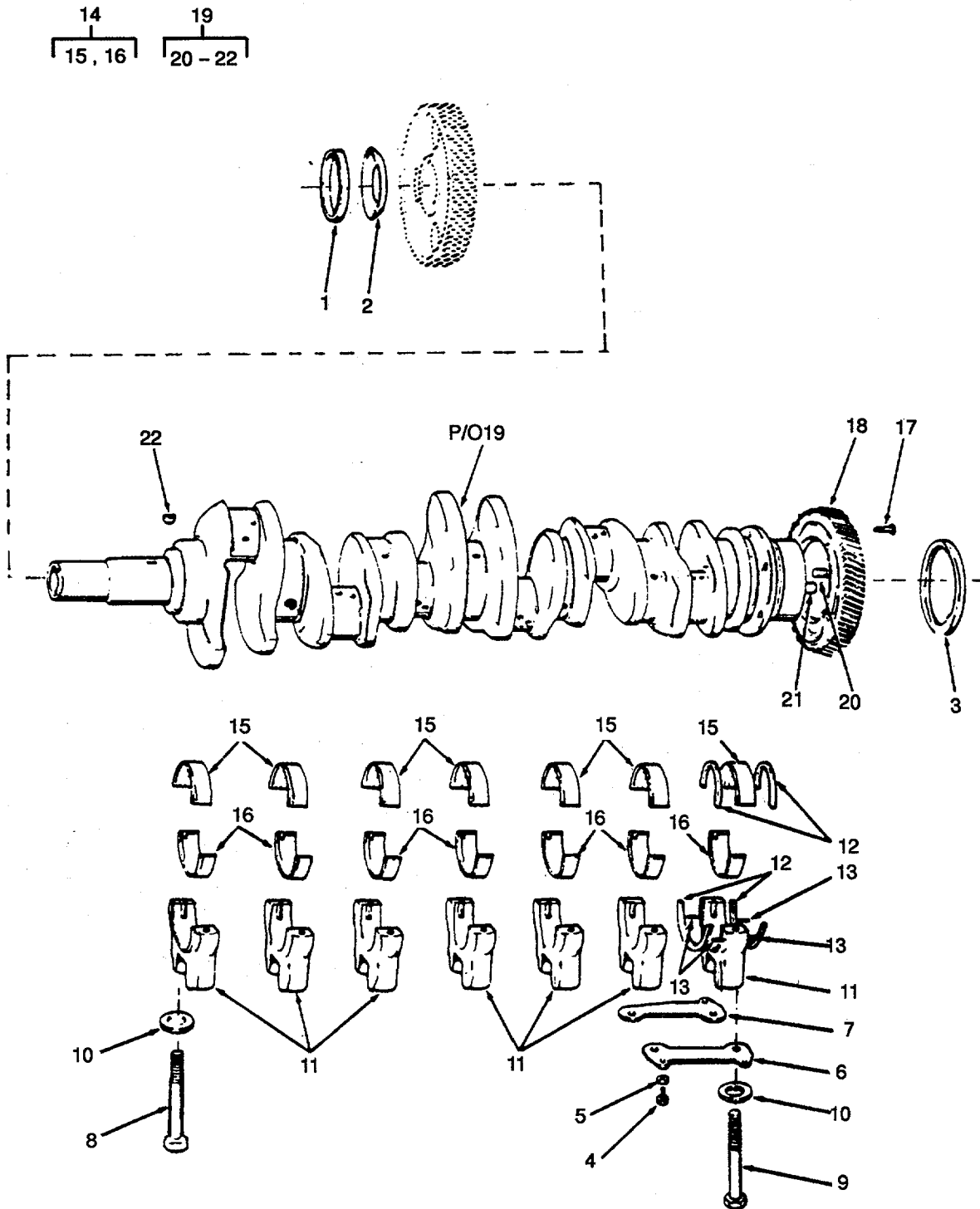


Figure 48. Crankshaft and Bearing.

SECTION II

TM 55-1905-220-20P

(1) ITEM NO	(2) SMR CODE	(3) CAGEC	(4) PART NUMBER	(5) DESCRIPTION AND USABLE ON CODES(UO C)	(6) QTY
GROUP 01 PROPULSION UNIT					
FIG. 48 CRANKSHAFT AND BEARING					
1	PACZZ	72582	5115454	SEAL,PLAIN ENCASED FRONT OIL	1
2	PACZZ	72582	5132991	SPACER,OIL FRONT OIL SEAL	1
3	PACZZ	72582	5127821	SEAL,PLAIN ENCASED	1
4	XDCZZ	72582	9409629	BOLT LOCK 7/16-14XI-1/8.....	3
5	PACZZ	96906	MS27183-15	WASHER,FLAT	3
6	XDCZZ	72582	5102370	STABILIZER MAIN CRANKSHAFT MAIN	1
				BEARING CAP	
7	XDCZZ	72582	5102413	STABILIZER CRANKSHAFT MAIN	1
				BEARING CAP	
8	PACZZ	72582	5116353	BOLT,EXTERNAL MAIN BEARING CAP	10
				(6.24 INCHES LONG)	
9	PACZZ	72582	5102374	BOLT,MACHINE MAIN BEARING CAP	4
				(6.54 INCHES LONG)	
10	PACZZ	72582	5102373	WASHER 350DX0.205 INCHES THICK	14
11	XDCZZ	72582	5196317	CAP CRANKSHAFT MAIN MAIN BEARING	7
				CAPS ARE PART OF BLOCK ASSEMBLY	
12	PACZZ	72582	5117005	THRUST PLATE,CRANK MAIN BEARING	4
				THRUST (STANDARD).....	
12	PACZZ	72582	5196753	WASHER,HALF BEARING MAIN BEARING	4
				THRUST (0.005 OVERSIZE)	
12	PACZZ	72582	5196754	WASHER,HALF BEARING MAIN BEARING	4
				THRUST (0.010 OVERSIZE)	
13	PACZZ	72582	141346	PIN,STRAIGHT,HEADLE	4
14	XDCZZ	72582	5196319	BEARING HALF SET,SL CRANKSHAFT	7
				MAIN BEARING (STANDARD)	
15	XACZZ	72582	5117011	BEARING HALF,SLEEVE (STANDARD)	1
16	XDCZZ	72582	5117010	BEARING HALF,SLEEVE (STANDARD)	1
17	PACZZ	72582	9409035	BOLT,SELF-LOCKING CRANKSHAFT	6
				TIMING GEAR	
18	PACZZ	72582	5122101	GEAR,HELICAL TIMING (LH HELIX)	1
18	PACZZ	72582	5117102	GEAR,HELICAL TIMING (RH HELIX)	1
20	PACZZ	96906	MS20913-1S	PLUG,PIPE	6
21	PACZZ	72582	5177528	PIN,STRAIGHT, HEADLESS	2
22	PACZZ	96906	MS35756-14	KEY,WOODRUFF 3/16X7/8 OIL PUMP	1
				DRIVE GEAR	

END OF FIGURE

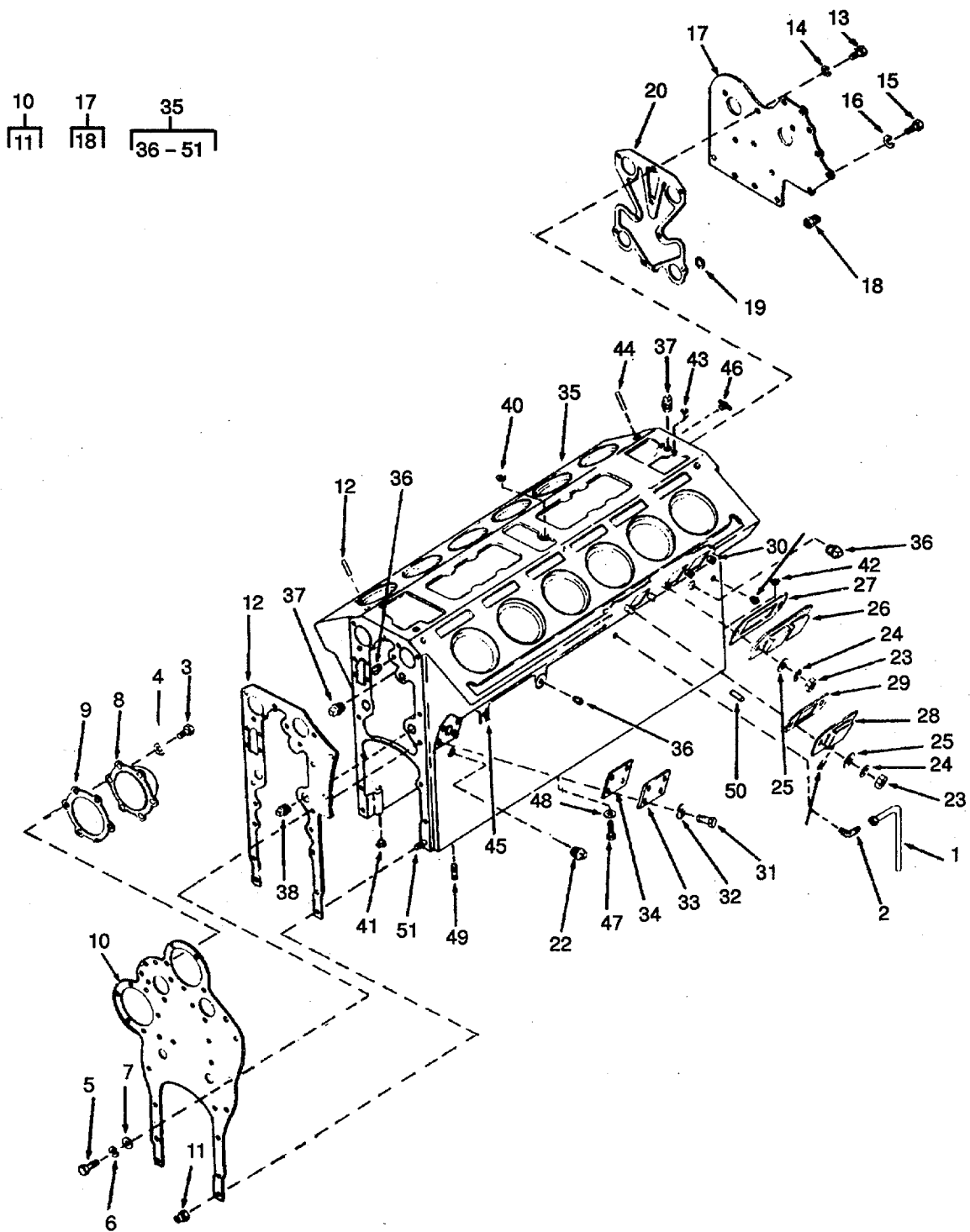


Figure 49. Cylinder Block.

SECTION II

TM 55-1905-220-20P

(1) ITEM NO	(2) SMR CODE	(3) CAGEC	(4) PART NUMBER	(5) DESCRIPTION AND USABLE ON CODES(UOC)	(6) QTY
				GROUP 01 PROPULSION UNIT	
				FIG. 49 CYLINDER BLOCK	
1	XDCZZ	72582	5144327	TUBE AIR BOX DRAIN	2
2	XDCZZ	72582	225815	ELBOW,PIPE TO TUBE 90 DEGREE	2
				INVERTED FLANGE TUBE	
3	PACZZ	96906	MS90725-60	SCREW,CAP,HEXAGON H	9
4	PACZZ	96906	MS35338-46	WASHER,LOCK AIR BOX DRAIN TUBE	9
5	XDCZZ	96906	MS90726-57	SCREW CAP HEX HEAD	2
6	PACZZ	96906	MS35338-46	WASHER,LOCK	2
7	PACZZ	96906	MS15795-513	WASHER,FLAT	2
8	XDCZZ	72582	5117058	COVER CYLINDER BLOCK END REAR	1
				PLATE.....	
9	KFCZZ	72582	5117059	GASKET BLOCK END REAR PLATE COVER	1
				PART OF KIT P/N 5196375	
10	XDCZZ	72582	5117498	PLATE CYLINDER BLOCK END REAR	1
11	PACZZ	72582	5121459	INSERT,SCREW	11
12	KFCZZ	72582	5102551	GASKET CYLINDER BLOCK END REAR	1
				PLATE PART OF KIT P/N 5196375	
13	PACZZ	96906	MS90725-60	SCREW,CAP,HEXAGON H	5
14	PACZZ	96906	MS35338-46	WASHER,LOCK	5
15	PACZZ	96906	MS90725-109	SCREW,CAP,HEXAGON H	2
16	XDCZZ	96906	MS35338-48	WASHER,LOCK	2
17	XDCZZ	72582	5132422	PLATE CYLINDER BLOCK END FRONT	1
18	PACZZ	72582	5121459	INSERT,SCREW	11
19	KFCZZ	72582	5121835	GASKET BLOCK END FRONT PLATE (17/	1
				32ID X 1.120D) PART OF KIT P/N	
				5196375	
20	PACZZ	72582	5132445	GASKET BLOCK END FRONT PLATE PART	1
				OF KIT P/N 5196375	
21	PACZZ	96906	MS20913-3S	COUPLING HALF,QUICK	4
22	PACZZ	96906	MS20913-1S	PLUG,PIPE	4
23	PACZZ	96906	MS51968-5	NUT,PLAIN,HEXAGON	22
24	XDCZZ	96906	MS35338-45	WASHER,LOCK	22
25	PACZZ	96906	MS27183-11	WASHER,FLAT	22
26	XDCZZ	72582	5144186	COVER CYLINDER BLOCK HAND HOLE	2
				LARGE	
27	PACZZ	72582	5106689	GASKET BLOCK HAND HOLE LARGE COVER	2
				PART OF KIT P/N 5196375	
28	XDCZZ	72582	5132458	COVER CYLINDER BLOCK HAND HOLE	8
				SMALL	
29	XDCZZ	72582	5106688	GASKET BLOCK HAND HOLE SMALL COVER	8
				PART OF KIT P/N 5196375	
30	PACZZ	72582	5152121	STUD,PLAIN 5/16-18-24XI-1/2	22
31	XDCZZ	96906	MS90725-59	SCREW,CAP,HEXAGON	4
32	PACZZ	96906	MS27183-13	WASHER,FLAT	4
33	XDCZZ	72582	5117733	COVER CYLINDER BLOCK WATER HOLE	1
34	XDCZZ	72582	5117734	GASKET BLOCK WATER HOLE COVER PART	1
				OF KIT P/N 5196375	
36	PACZZ	96906	MS20913-4S	PLUG,PIPE	8
37	PACZZ	72582	5142549	PLUG,PIPE	6

SECTION II

TM 55-1905-220-20P

(1) ITEM NO	(2) SMR CODE	(3) CAGEC	(4) PART NUMBER	(5) DESCRIPTION AND USABLE ON CODES(UOC)	(6) QTY
38	PACZZ	96906	MS20913-3S	COUPLING HALF,QUICK	1
39	PACZZ	96906	MS20913-2S	PLUG,PIPE	2
40	PACZZ	19207	7707730	PLUG,EXPANSION	2
41	PACZZ	72582	9428477	PLUG,EXPANSION	1
42	XDCZZ	72582	5139988	PLUG,EXPANSION (STAINLESS)	1
43	PACZZ	72582	5123862	PLUG,EXPANSION (SPECIAL)	2
44	PACZZ	21450	141214	PIN	4
45	PACZZ	96906	MS35782-5	COCK,DRAIN SHIPPED LOOSE W/ CYLINDER BLOCK	2
46	PACZZ	96906	MS35782-6	COCK,DRAIN SHIPPED LOOSE W/ CYLINDER BLOCK	1
47	PACZZ	77873	A30262300-4	BOLT,SELF-LOCKING 7/16-14X1-1/8	3
48	PACZZ	96906	MS27183-15	SHIPPED LOOSE W/CYLINDER BLOCK	3
49	PACZZ	21450	103197	WASHER,FLAT SHIPPED LOOSE W/ CYLINDER BLOCK	3
50	PACZZ	72582	141346	STUD,PLAIN SHIPPED LOOSE W/ CYLINDER BLOCK	2
51	PACZZ	72582	5151576	PIN,STRAIGHT,HEADLE SHIPPED LOOSE W/CYLINDER BLOCK	4
	PACZZ	72582	5196375	PIN,STRAIGHT,HEADLE HEADLESS, SHIPPED LOOSE W/CYLINDER BLOCK	4
				GASKET AND SEAL SET OVERHAUL, THIS KIT WHEN USED WITH KIT 5196378 PROVIDES THE GASKETS NECESSARY FOR COMPLETE ENGINE OVERHAUL	1
				CLAMP,HOSE (2) 21-3	
				GASKET (2) 8-11	
				GASKET (1) 8-46	
				GASKET (1) 9-8	
				GASKET (1) 8-83	
				GASKET (1) 8-100	
				GASKET (2) 10-16	
				GASKET (1) 11-4	
				GASKET (1) 11-11	
				GASKET (1) 11-14	
				GASKET (1) 12-57	
				GASKET (1) 14-2	
				GASKET (1) 14-17	
				GASKET (1) 19-20	
				GASKET (3) 19-24	
				GASKET (1) 19-25	
				GASKET (1) 21-14	
				GASKET (1) 21-21	
				GASKET (3) 21-24	
				GASKET (1) 21-28	
				GASKET (2) 21-43	
				GASKET (1) 22-11	
				GASKET (2) 24-9	
				GASKET (1) 24-22	
				GASKET (12) 25-8	
				GASKET (3) 26-14	
				GASKET (2) 26-21	

SECTION II

TM 55-1905-220-20P

(1) ITEM NO	(2) SMR CODE	(3) CAGEC	(4) PART NUMBER	(5) DESCRIPTION AND USABLE ON CODES(UOC)	(6) QTY
				GASKET	(1) 26-35
				GASKET	(1) 26-37
				GASKET	(1) 27-6
				GASKET	(1) 31-3
				GASKET	(1) 31-18
				GASKET	(1) 32-21
				GASKET	(2) 33-5
				GASKET	(2) 33-9
				GASKET	(6) 33-14
				GASKET	(4) 33-19
				GASKET	(2) 33-20
				GASKET	(2) 34-11
				GASKET	(2) 36-18
				GASKET	(3) 36-26
				GASKET	(1) 37-15
				GASKET	(12) 42-34
				GASKET	(2) 42-35
				GASKET	(1) 43-13
				GASKET	(1) 43-28
				GASKET	(2) 43-44
				GASKET	(1) 43-45
				GASKET	(1) 44-9
				GASKET	(1) 44-21
				GASKET	(1) 44-22
				GASKET	(1) 45-6
				GASKET	(1) 45-7
				GASKET	(1) 45-8
				GASKET	(2) 46-16
				GASKET	(1) 46-17
				GASKET	(1) 49-12
				GASKET	(1) 49-9
				GASKET	(1) 49-19
				GASKET	(1) 49-20
				GASKET	(8) 49-29
				GASKET	(2) 49-27
				GASKET	(1) 49-34
				GASKET BLOWER	(2) 12-10
				GASKET BLOWER DRIVE	(1) 12-83
				GASKET CYLINDER	(6) 42-4
				GASKET FLYWHEEL	(1) 36-31
				GASKET SET	(2) 19-8
				PACKING, PREFORMED	(2) 19-2
				SPACER,RING	(2) 18-10
				WASHER,FLAT	(1) 8-24
				WASHER,FLAT	(1) 21-39
PACZZ		72582	5196378	GASKET SET OVERHAUL,MARINE	1
				SUPPLEMENT,THIS KIT WHEN USED WITH	
				KIT5196375 PROVIDES THE GASKETS	
				NECESSARY FOR COMPLETE ENGINE	
				OVERHAUL.....	
				GASKET	(2) 23-10
				GASKET	(1) 23-8

SECTION II

TM 55-1905-220-20P

(1) ITEM NO	(2) SMR CODE	(3) CAGEC	(4) PART NUMBER	(5) DESCRIPTION AND USABLE ON CODES(UOC)	(6) QTY
-------------------	--------------------	--------------	-----------------------	---	------------

				GASKET	(1) 23-13
--	--	--	--	--------	-----------

END OF FIGURE

49-4

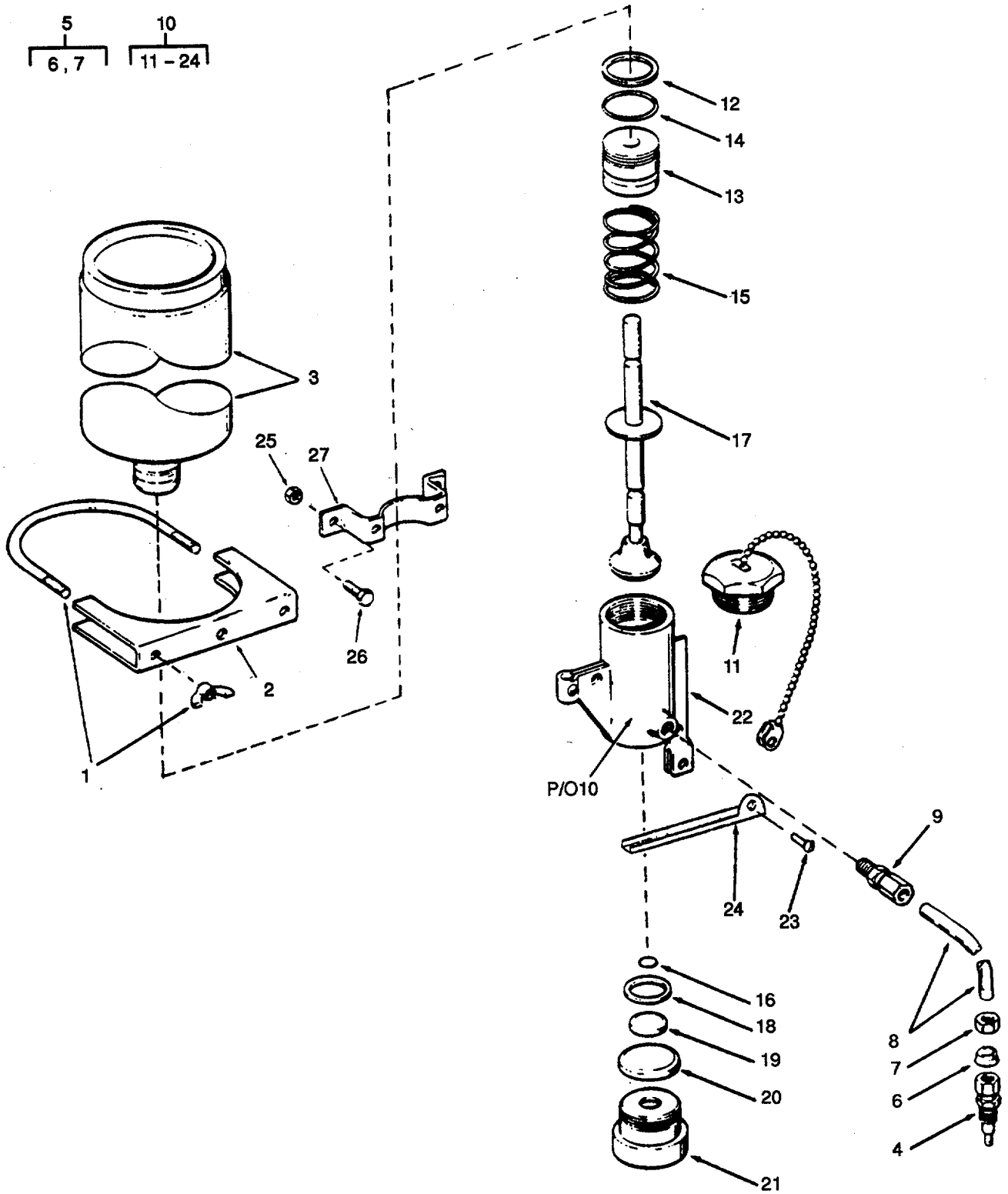


Figure 50. Starting Aid.

SECTION II		TM 55-1905-220-20P			
(1)	(2)	(3)	(4)	(5)	(6)
ITEM NO	SMR CODE	CAGEC	PART NUMBER	DESCRIPTION AND USABLE ON CODES(UOC)	QTY
				GROUP 01	PROPULSION UNIT-
				FIGURE 50	STARTING AID
	XDCFZ	61112	LP-3262	STARTING AID 4UICK START	1
1	XDCZZ	61112	LP-2291	STUD (W/WING NUT)	1
2	PACZZ	61112	LP-2299-1	CLAMP ASSEMBLY	2
3	PACZZ	96906	MS39254	CARTRIDGE,ENGINE ST AID	1
4	PACZZ	92679	286871C91	FITTING,MANIFOLD	1
5	XDCZZ	61112	LP-3515	FERRULE AND NUT ASSEMBLY	1
6	XDCZZ	61112	LP-3156	FERRULE COPPER TUBE	15
7	XDCZZ	61112	LP-3157	NUT TUBE	2
8	PACZZ	61112	LP2978-48	TUBE,METALLIC INCHES LONG	1
9	PACZZ	61112	LP-4821-1	ADAPTER,STRAIGHT,PI	1
10	XDCZZ	61112	OS2-ITC	YALYE,CONTROL	1
11	XACZZ	61112	LP-24Q1	CAP ASSEMBLY	1
12	XACZZ	61112	LP-i233	GASKET	1
13	XACZZ	61112	LP-3225	BUSHING	1
14	XACZZ	61112	LP-3229	PACKING PREFORMED	1
15	XACZZ	61112	LP-3231	SPRING	1
16	XACZZ	61112	LP-3014	PACKING PREFORMED	1
17	XACZZ	61112	LP-3419-1	PIN ASSEMBLY	1
18	XACZZ	61112	LP-3227	WASHER NYLON	1
19	XACZZ	61112	LP-3230	PACKING PREFORMED	1
20	XACZZ	61112	LP-3012	PACKING PREFORMED	1
21	XACZZ	61112	LP-3228	BUSHING	1
22	XDCZZ	61112	LP-3224	BODY,VALVE	1
23	XACZZ	61112	LP-3333	RIYET.....	1
24	XACZZ	61112	LP-3024	LEVER STARTING AID	1
25	PACZZ	96906	MS51967-5	NUT.PLAIN.HEXAGON	3
26	PACZZ	80204	B1821BH031C075N	BOLT,MACHINE	3
27	XDCZZ	80064	520-4661599-DET7	BRACKET STARTING AID MOUNTING	1

END OF FIGURE

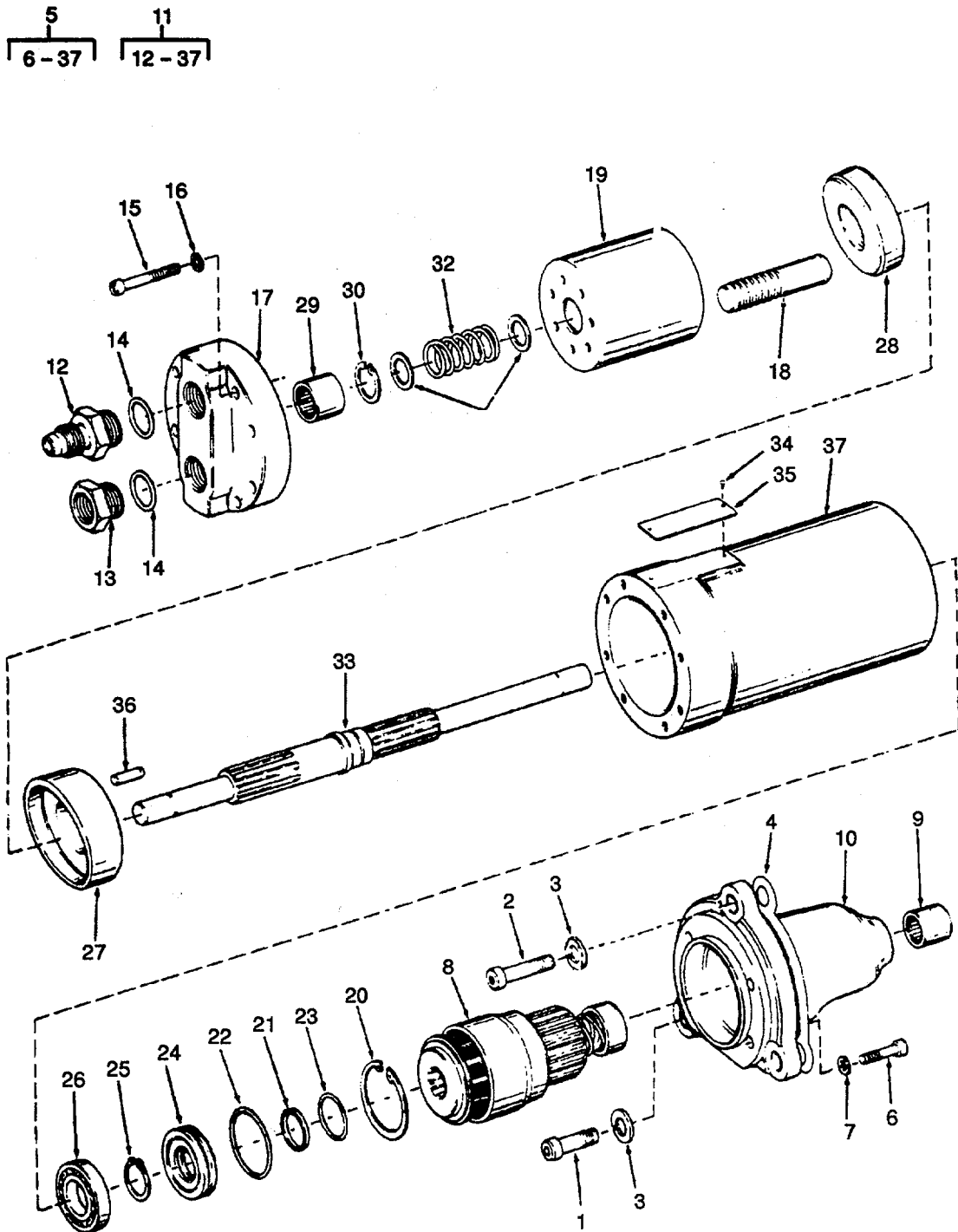


Figure 51. Hydraulic-Propulsion Engine

SECTION II

(1) ITEM NO	(2) SMR CODE	(3) CAGEC	(4) PART NUMBER	(5) DESCRIPTION AND USABLE ON CODES(UOC)	(6) QTY
				GROUP 01	PROPULSION UNIT-
				FIGURE 51	HYDROSTARTER-PROPULSION ENGINE
1	XDCZZ	72582	273666	SCREW 5-8-III-3-8 STEEL GRADE 5	1
3	XDCZZ	96906	MS35338-50	WASHER,LOCK	2
4	PACZZ	72582	5130995	GASKET HYDRAULIC STARTING MOTOR	1
5	PACHH	73181	CMD2A111	STARTER,ENGINE,HYDR HYDRAULIC	2
				PROPULSION ENGINE	
6	XDCZZ	01843	SC 100196	BOLT,MACHINE	4
7	XDCZZ	96906	MS35338-45	WASHER'LOCK	4
8	PACZZ	16764	1937073	DRIVE'ENGINE,ELECTR BENDIX	1
9	PACZZ	96906	MS17131-25	BEARING,ROLLER,NEED	1
10	XDCZZ	01843	HG 202721	HOUSING PINION GEAR	1
12	PACZZ	96906	MS51525A12	ADAPTER,STRAIGHT,TU	1
13	XDCZZ	01843	FI200674	FITTING ADAPTOR	1
14	PACZZ	07988	GA1129-2	PACKING,PREFORMED	2
34	XDCZZ	01843	SC 150-3 CA	SCREW NAMEPLATE MOUNTING	2
35	XBCZZ	01843	NP 200549	PLATE IDENTIFICATION HYDROSTARTER	1

END OF FIGURE

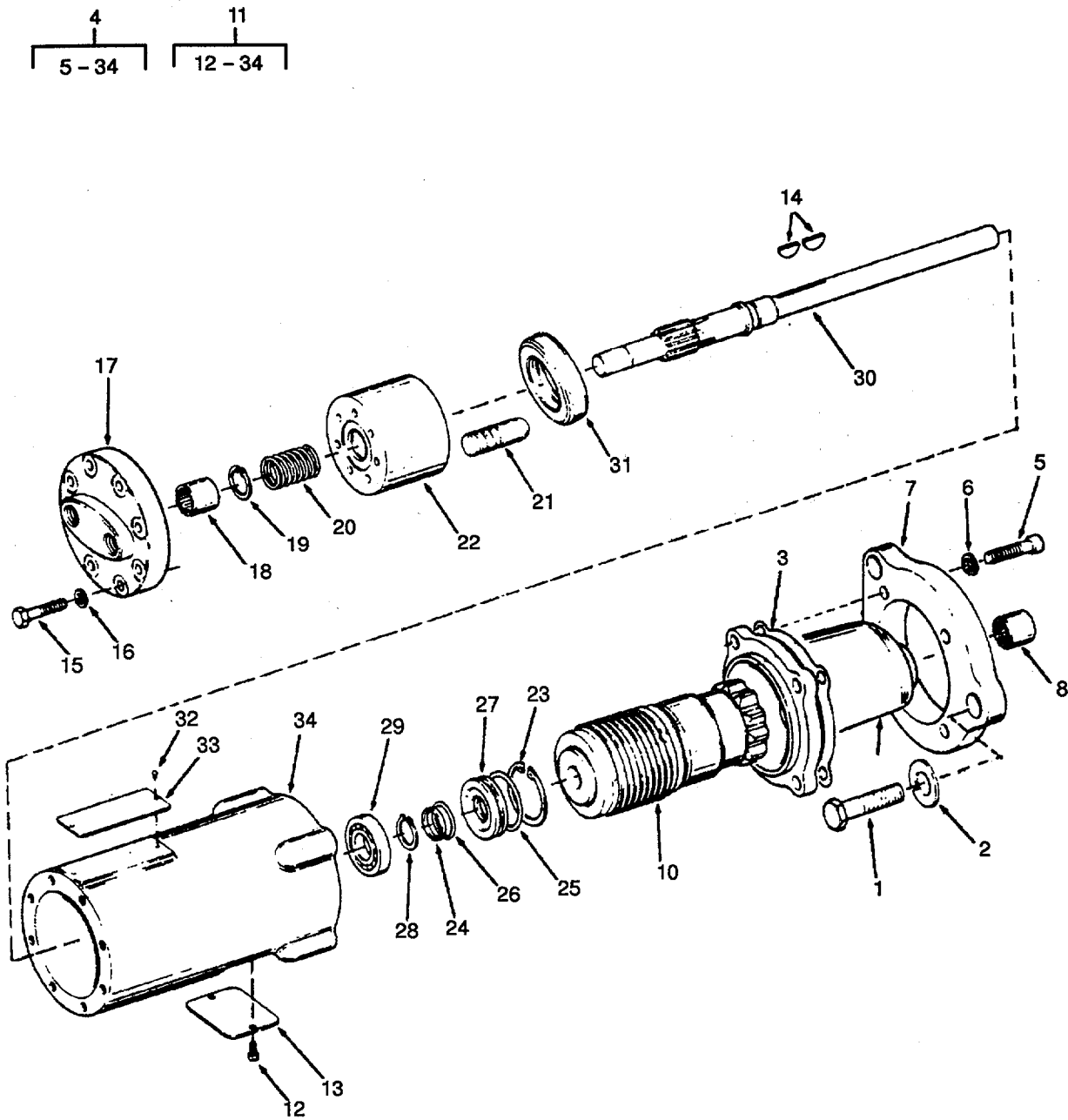


Figure 52. Hydrostarter-Generator Engine

SECTION II

(1) ITEM NO	(2) SMR CODE	(3) CAGEC	(4) PART NUMBER	(5) DESCRIPTION AND USABLE ON CODES(UOC)	(6) QTY
-------------------	--------------------	--------------	-----------------------	---	------------

GROUP 01 PROPULSION UNIT-

FIGURE 52 HYDROSTARTER-DIESEL
GENERATOR ENGINE

1	PACZZ	96906	MS90725-161	SCREW,CAP,HEXAGON H	3
3	PACZZ	72582	5130995	GASKET HYDRAULIC STARTING MOTOR	1
4	PACHH	07988	CMA308008	STARTER,ENGINE,HYDR HYDRAULIC	2
				DIESEL GENERATOR	
7	XDCZZ	01843	FL 200545	HOUSING,FLANGE-PINI HOUSING	1
9	XDCZZ	01843	HG 200541	HOUSING PINION GEAR	1
10	XDCZZ	01843	DV200560	DRIVE,ENGINE,ELECTR	1
11	XDCHZ	01843	HM 200584	MOTOR,HYDRAULIC	1
12	XDCZZ	01843	SC 100320	SCREW PLATE	2
13	XDCZZ	01843	PL 200539	PLATE INSPECTION	1
32	PACZZ	01843	SC 150-2	RIVET,DRIVE IDENTIFICATION PLATE.	2
33	XDCZZ	01843	NP 200549	PLATE IDENTIFICATION HYDROSTARTER	1

END OF FIGURE

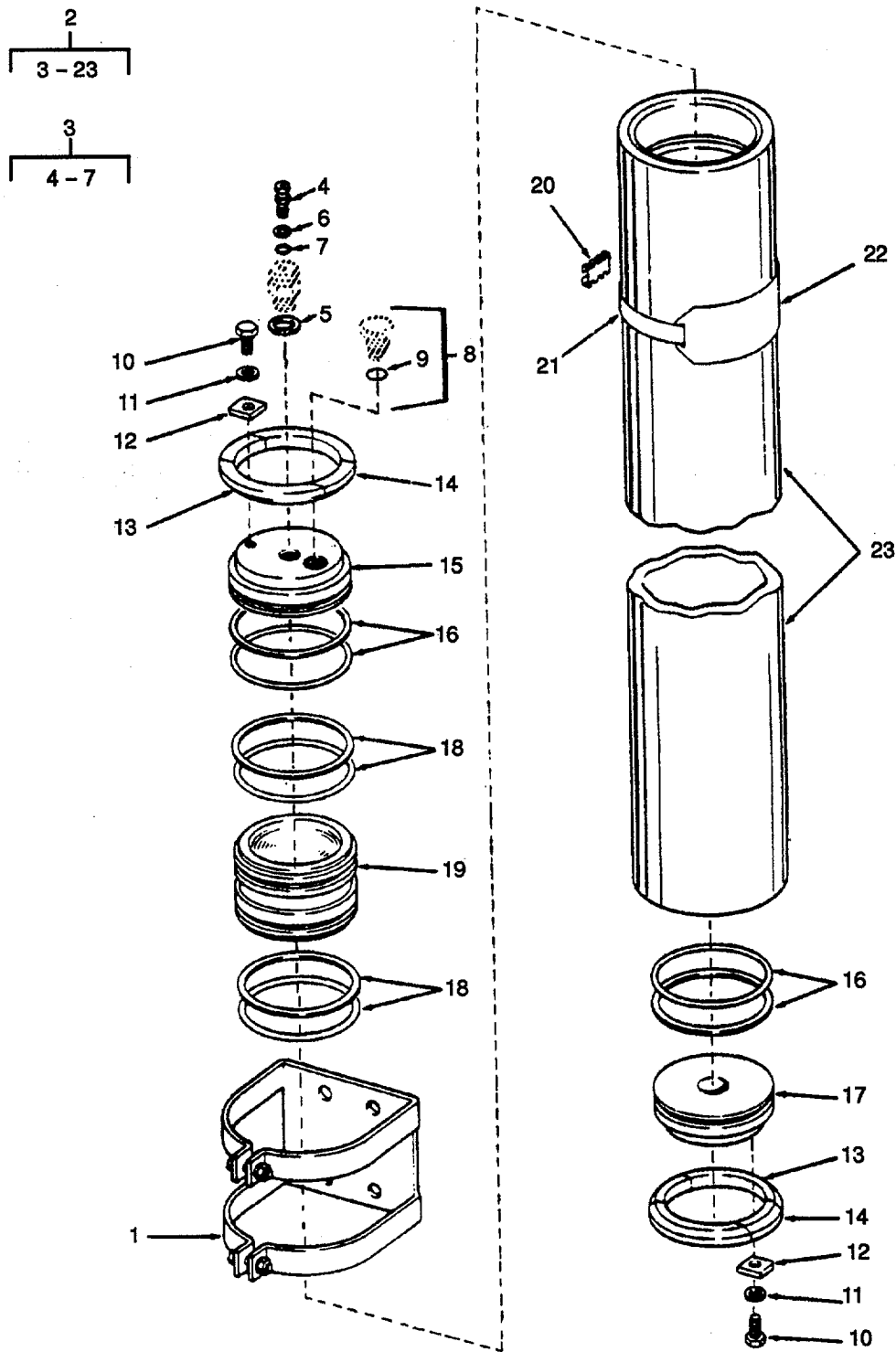


Figure 53. Hydraulic Starting System Accumulator.

SECTION II

(1) ITEM NO	(2) SMR CODE	(3) CAGEC	(4) PART NUMBER	(5) DESCRIPTION AND USABLE ON CODES(UOC)	(6) QTY
				GROUP 01	
				PROPULSION UNIT-	
				FIGURE 53	
				HYDRAULIC STARTING SYSTEM ACCUMULATOR	
1	XDCZZ	01843	BK 200740	BRACKET	8
2	XDCFF	01843	ACB 30A7109A	ACCUMULATOR 3GALLON	4
3	XDCZO	96906	MS28889-1	VALVE,PNEUMATIC TAN	1
4	PACZZ	96906	MS20813-1	CAP,VALVE.....	1
5	KFCZZ	96906	MS24690	GASKET AIR VALVE PART OF KIT P/N	1
				KT 202777.....	
6	PACZZ	96906	MS28782-3	RETAINER,PACKING	1
7	XDCZZ	88044	AN6227-3	PACKING,PREFORMED	1
8	PACZZ	73181	FU202572-3	PLUG ASSEMBLY ACCUMULATOR	1
9	KFCZZ	01843	100117	GASKET FUSE D-RING PART OF KIT P/N	1
				KT 202777	
10	PACZZ	01843	SC 2023	SCREW,HEX HEAD	2
11	PACZZ	01843	WA 6-16	WASHER,LOCK	2
12	XDCZZ	01843	PL 202625	PLATE,RETAINING,ACC	2
13	PACZZ	01843	RG 202624-1	SEGMENT,RING RETAINER	4
14	PACZZ	01843	RG 202624-2	RETAINER,RING SEGME RETAINER	4
15	XDCZZ	01843	CP 202630	AP END AIR ACCUMULATOR	1
16	KFCZZ	01843	RG 100155	RING BACKUP SEAL PART OF KIT P/N KT	4
				202777	
17	PACZZ	07988	CP202623-1	CAP.OIL CYLINDER ACCUMULATOR	1
18	KFCZZ	01843	GA 1128-9	PACKING.PREFORMED PART OF KIT P/N	4
				KT 202777	
20	XDCZZ	01843	HP 200683	CLIP,SPRING TENSION	1
				IDENTIFICATION PLATE STRAP	
21	XDCZZ	01843	BS 200682	STRAP IDENTIFICATION PLATE	1
22	XDCZZ	01843	NP 202735	PLATE,IDENTIFICATIO	1
				IDENTIFICATION ACCUMULATOR	
	PACZZ	01843	KT 202777	PARTS KIT.HYDRAULIC	1
				GASKET AIR VALVE (1) 53-5	
				GASKET FUSE D-RING (1) 53-9	
				PACKING,PREFORMED (4) 53-18	
				RING BACKUP SEAL (4) 53-16	
				END OF FIGURE	

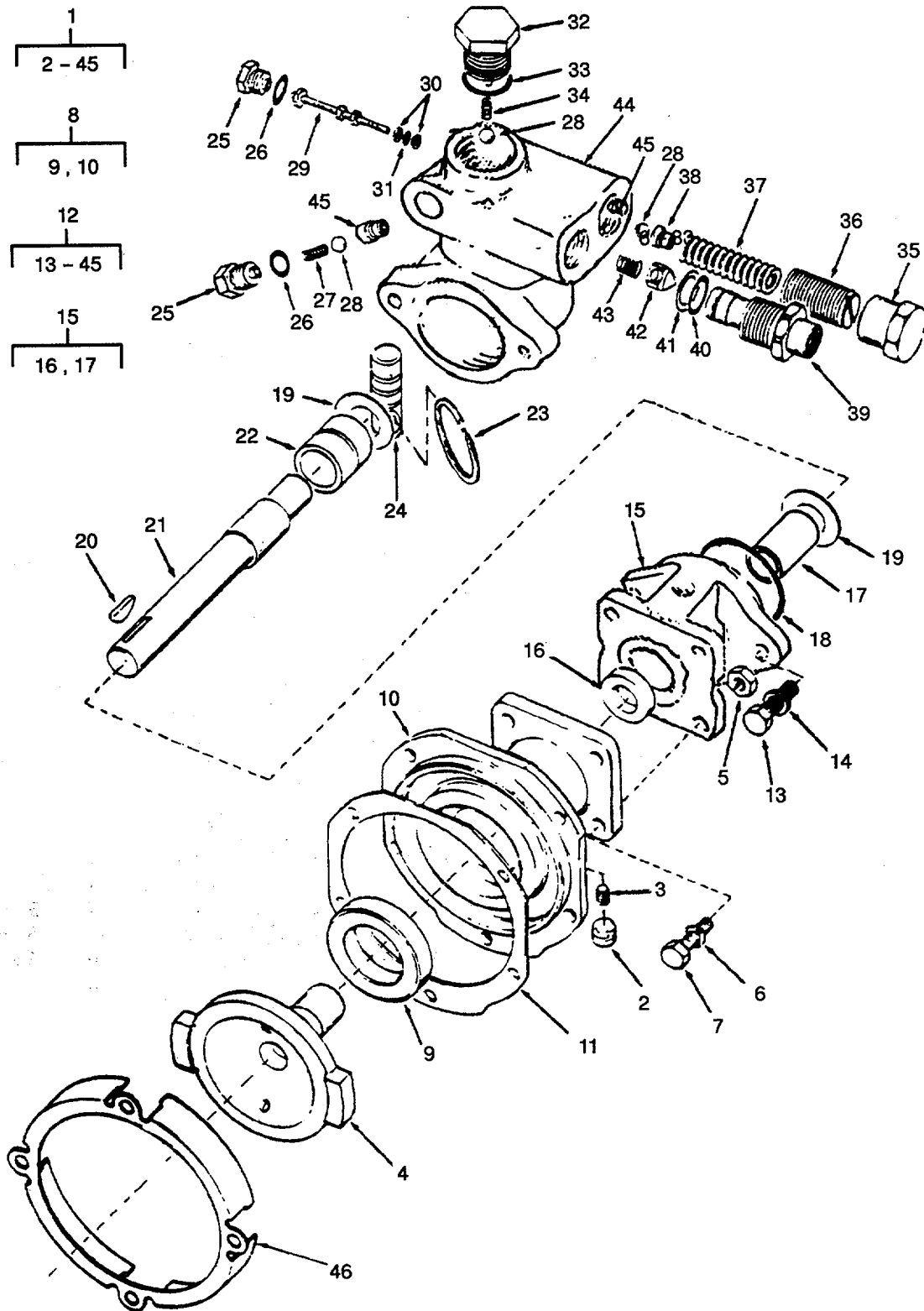


Figure 54. Engine Driven Hydraulic Pump.

SECTION II

(1) ITEM NO	(2) SMR CODE	(3) CAGEC	(4) PART NUMBER	(5) DESCRIPTION AND USABLE ON CODES(UOC)	(6) QTY
				GROUP 01	
				PROPULSION UNIT-	
				FIGURE 54	
				ENGINE DRIVEN HYDRAULIC	
				PUMP	
1	XDCHZ	01843	RPA300412B	PUMP,ROTARY	4
2	XDCZZ	01843	PG100137	PLUG,PIPE	1
3	XDCZZ	01843	SC2096	SETSCREW HEX SOCKET	1
4	XDCZZ	01843	DV202966	DRIVE PUMP	1
5	XDCZZ	01843	NT5-1OCA	NUT,PLAIN,HEXAGON	4
6	XDCZZ	01843	WA6-1OCA	WASHER,LOCK	4
7	XDCZZ	01843	SC2046	SCREW	4
8	XDCZZ	01843	FL202963	FLANGE ASSEMBLY	1
9	PACZZ	01843	SE1047	SEAL,OIL	1
10	XDCZZ	01843	FL202964	FLANGE MOUNTING	1
11	PACZZ	01843	GA202082	GASKET	1
12	PACHZ	04998	RPA308090B	PUMP,ROTARY	1
13	XDCZZ	01843	SC1618	BOLT,MACHINE	2
14	XDCZZ	01843	WA5-1OCA	WASHER,LOCK	2
15	XDCZZ	01843	FL203317	FLANGE ASSEMBLY MTG	1
16	KBCZZ	01843	SE100082	SEAL,OIL PART OF KIT P/N KT202788	1
17	PACZZ	07988	BG203320	BEARING	1
18	KBCZZ	01843	GA1129-5	PACKING PART OF KIT P/N KT202788	1
19	XDCZZ	01843	WA1933	WASHER,FLAT	2
20	XDCZF	01843	KY1-4	KEY,WOODRUFF	1
21	PACZZ	07988	SH202594	SHAFT,SHOULDERED	1
22	XDCZZ	01843	BG203321-2	BEARING,SLEEVE	1
23	KBCZZ	01843	RG1098	RING,RETAINING PART OF KIT P/N KT202788.....	2
24	XDCZZ	01843	PT202606	PISTON,HYDRAULIC	1
25	XDCZZ	01843	PG202614	PLUG,HEX HEAD	2
26	KBCZZ	01843	GA1129-1	PACKING,PREFORMED PART OF KIT P/N KT202788.....	2
27	XDCZZ	01843	SP202607	SPRING,PUMP PART OF KIT P/N KT202788.....	1
28	PACZZ	96906	MS150459	BALL,BEARING	3
29	XDCZZ	01843	PC202613	PLUNGER VALVE	1
30	KBCZZ	01843	RG100157	RETAINER,PACKING PART OF KIT P/N KT202788.....	2
31	KBCZZ	01843	GA1129-7	PACKING,PREFORMED PART OF KIT P/N KT202788.....	1
32	XDCZZ	01843	PG202608	PLUG,HEX HEAD	1
33	KBCZZ	01843	GA1129-2	PACKING,PREFORMED PART OF KIT P/N KT202788.....	1
34	KBCZZ	01843	SP202702	SPRING,HELICAL,COMP PART OF KIT P/N KT202788.....	1
35	XDCZZ	01843	CP202609	CAP VALVE UNLOADING	1
36	XDCZZ	01843	SC202610	SCREW ADJUSTING	1
37	XDCZZ	01843	SP202611	SPRING VALVE UNLOAD	1
38	PACZZ	07988	VS202612	SEAT,VALVE	1
39	XDCZZ	01843	FI202617	FITTING ADAPTER	1
40	KBCZZ	01843	GA1129-4	PACKING PREFORMED PART OF KIT P/N	1

SECTION II

(1) ITEM NO	(2) SMR CODE	(3) CAGEC	(4) PART NUMBER	(5) DESCRIPTION AND USABLE ON CODES(UOC)	(6) QTY
41	PACZZ	01843	RG1138	KT202788.....	
42	PACZZ	07988	VA202616	RING, BACKUP, PUMP	1
43	KBCZZ	01843	SP202615	VALVE, INLET	1
				SPRING, PUMP PART OF KIT P'N	1
44	XDCZZ	01843	HG203315	KT202788.....	
45	PACZZ	73181	VS202602	HOUSING ASSY PUMP	1
46	XDCZZ	72582	6525073	SEAT, VALVE.....	2
	PACZZ	01843	KT202788	PLATE, DRIVE, HYDRAUL	1
				PARTS KIT, ENGINE FU.....	1
				PACKING (1) 54-18	
				PACKING PREFORMED (1) 54-40	
				PACKING, PREFORMED (2) 54-26	
				PACKING, PREFORMED (1) 54-31	
				PACKING, PREFORMED (1) 54-33	
				RETAINER, PACKING (2) 54-30	
				RING, RETAINING (2) 54-23	
				SEAL, OIL (1) 54-16	
				SPRING, HELICAL, COMP (1) 54-34	
				SPRING, PUMP (1) 54-27	
				SPRING, PUMP (1) 54-43	
				END OF FIGURE	

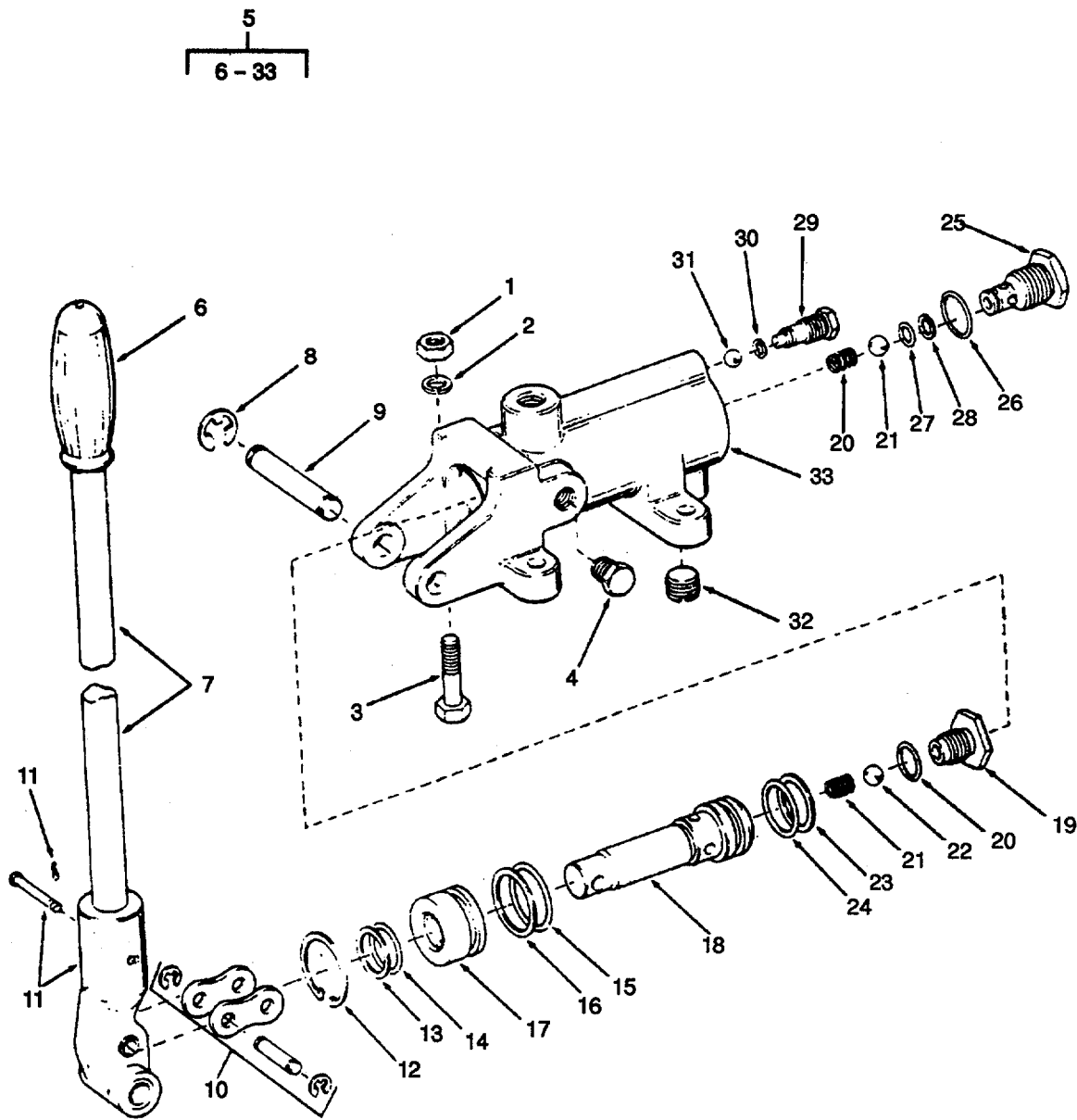


Figure 55. Hydraulic Starter System Hand Pump.

SECTION II

(1) ITEM NO	(2) SMR CODE	(3) CAGEC	(4) PART NUMBER	(5) DESCRIPTION AND USABLE ON CODES(UOC)	(6) QTY
				GROUP 01	
				PROPULSION UNIT-	
				FIGURE 55	
				HYDRAULIC STARTING SYSTEM	
				HAND PUMP	
1	PACZZ	96906	MS51967-8	NUT,PLAIN,HEXAGON	8
2	PACZZ	96906	MS35338-46	WASHER,LOCK	8
3	XDCZZ	96906	MS90725-64	SCREW,CAP,HEXAGON H	8
4	XDCZZ	80064	201-4661550-82	PLUG SCREWED HEX HEAD 1/4 INCH IPS	2
				3000 POUND.....	
5	PACFZ	73181	HPA300118	PUMP,RECIPROCATING HYDRAULIC	2
				SYSTEM CHARGE	
6	PACZZ	07988	CP100212	GRIP,HANDLE PUM(.....	1
7	PACZZ	0798B	HA200610 .	LEVER,MANUAL CONTRO LEVER HAND	1
				PUMP	
8	PACZZ	96906	MS16633-3050	RING,RETAINING CLEVIS PIN	2
9	XDCZZ	01843	PN 202028	PIN CLEVIS OPERATING LEVER	1
10	PACZZ	07988	LK 100464	LINK,ROLLER CHAIN CONNECTING	1
				OPERATING LEVER	
11	PACZZ	07988	LE202029	LEVER,PUMP HAND PUMP	1
12	PACZZ	01843	RG 100102	RING,RETAINING	1
13	KFCZZ	01843	RG 100208	RIN6 BACK-UP PLUNGER GLAND-OUTER	1
				PART OF KIT P/N KT 202565	
14	KFCZZ	01843	GA 100097	GASKET O-RING (PLUNGER GLAND-	1
				OUTER) PART OF KIT P/N KT 202565	
15	KFCZZ	01843	GA 100111	GASKET D-RING (PLUNGER GLAND-	1
				INNER) PART OF KIT P/N KT 202565	
16	KFCZZ	01843	RG 100207	RING BACK-UP (PLUNGER GLAND-INN-R)	1
				PART OF KIT P/N KT 202565	
17	PACZZ	07988	BG200603	BUSHING,SLEEVE PUMP	1
18	PACZZ	01843	PC 200602	PLUNGER9DETENT	1
19	PACZZ	01843	PG 200604	SEAT,VALVE.....	1
20	KFCZZ	01843	GA 100108	GASKET D-RING CHECK PART OF KIT P/N	1
				KT 202565	
21	KFCZZ	01843	SP 200605	SPRING CHECK VALVE PART OF KIT P/N	2
				KT 202565	
22	PACZZ	07988	BB100211	BALL,BEARING.....	2
23	KFCZZ	01843	RG 100209	RING BACK-UP (PLUNGER) PART OF KIT	1
				P/N KT 202565	
24	KFCZZ	01843	GA 100110	GASKET D-RING PLUNGER PART OF KIT	1
				P/N KT 202565	
25	XDCZZ	01843	FI200600	ADAPTER,STRAIGHT,TU PUMP	1
26	KFCZZ	01843	GA 100213	GASKET O-RING(INLET FITTING-OUTER	1
				PART OF KIT P/N KT 202565	
27	KFCZZ	01843	GA 100215	GASKET O-RING(INLET FITTING-INNER	1
				PART OF KIT P/N KT 202565	
28	KFCZZ	01843	RG 100214	RING BACK-UP(INLET FITTING) PART	1
				OF KIT P/N KT 202565	
29	PACZZ	01843	SC 200968	SCREW,BLEEDER PUMP	1
30	KFCZZ	01843	GA 100113	GASKET O-RING(BLEED SCREW) PART OF	1
				KIT P/N KT 202565	
31	PACZZ	96906	MS150459	BALL,BEARING HAND PUMP	1

SECTION II

TM 55-1905-220-20P

ITEM NO	SMR CODE	CAGEC	PART NUMBER	DESCRIPTION AND USABLE ON CODES(UOC)	(1)	(2)	(3)	(4)
					(5)	(6)		
32	PACZZ	79470	C3169X6	PLUG,PIPE				1
33	XBCZZ	01843	HO 200598	HOUSING HAND PUMP				1
	PACZZ	01843	KT 202565	PARTS KIT,ENGINE PUMP				1
				GASKET (1) 55-14				
				GASKET (1) 55-15				
				GASKET D-RING CHECK (1) 55-20				
				GASKET D-RING (1) 55-24				
				GASKET O-RING(INLET (1) 55-26				
				GASKET O-RING(INLET (1) 55-27				
				GASKET O-RING(BLEED (1) 55-30				
				RING (1) 55-16				
				RING (1) 55-23				
				RING BACK-UP (1) 55-13				
				RING BACK-UP(INLET (1) 55-28				
				SPRING CHECK VALVE (2) 55-21				
				END OF FIGURE				

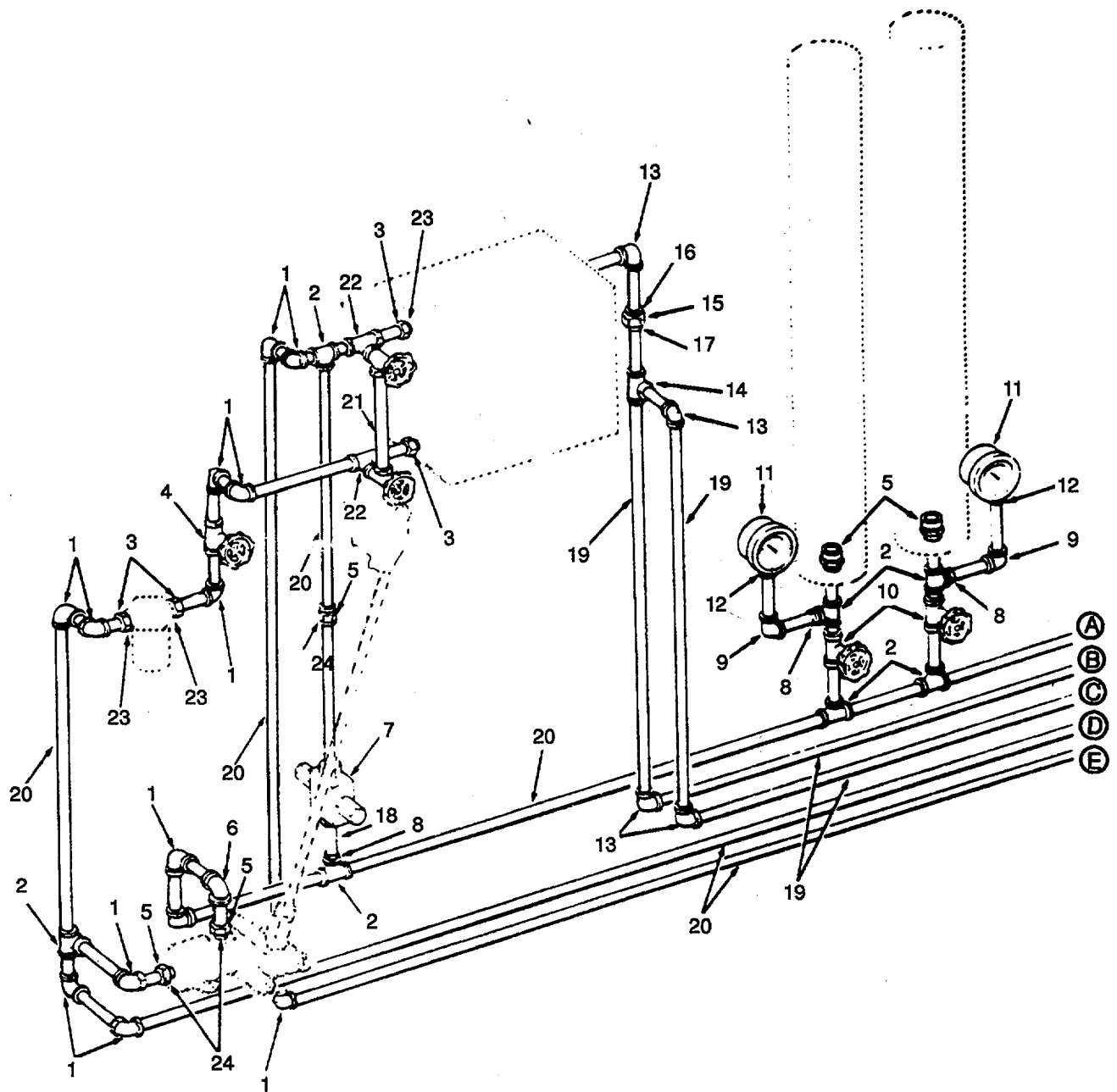


Figure 56. Hydraulic Starting System Piping, Forward Engine Room (Sheet 1 of 2).

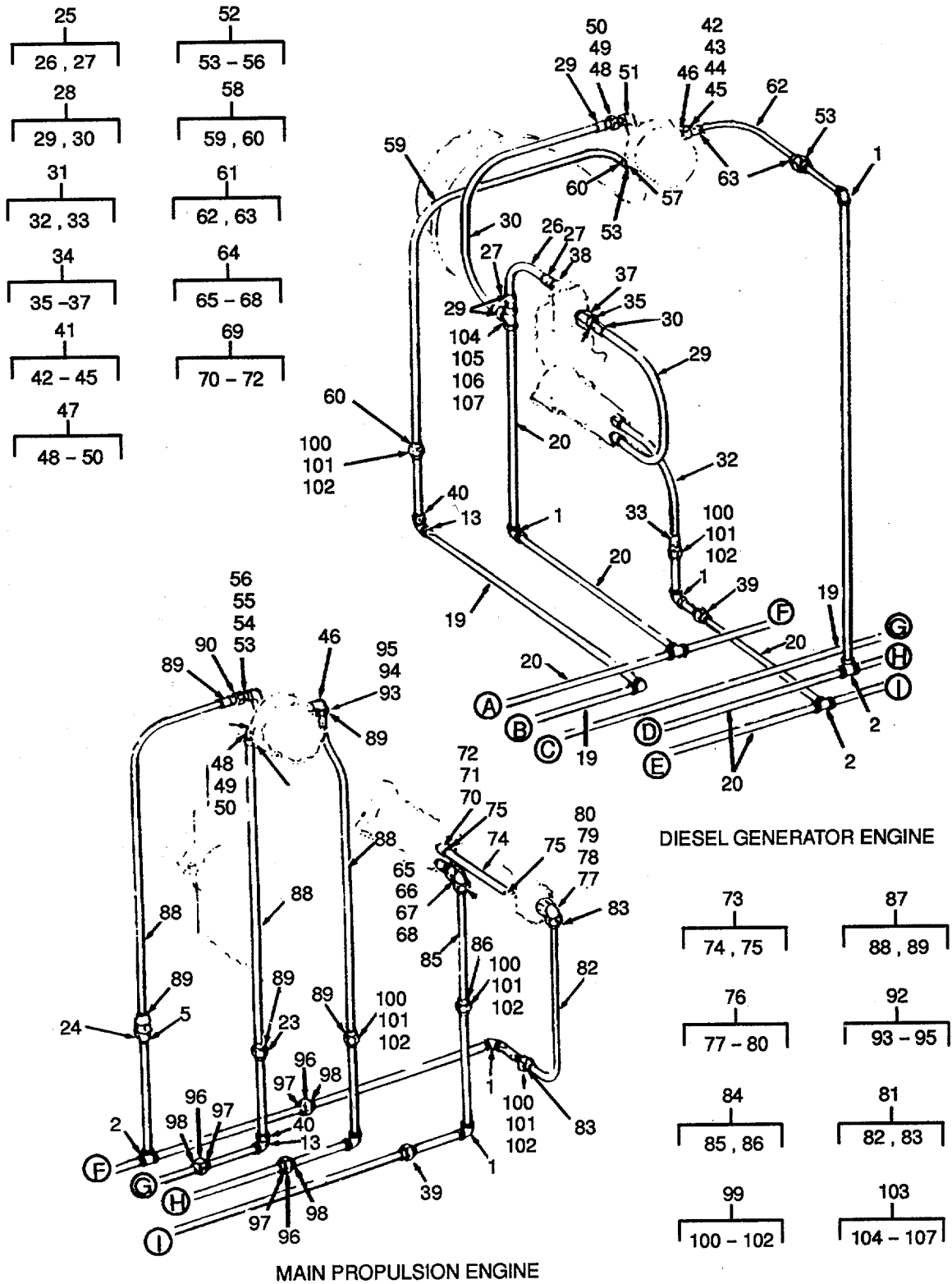


Figure 56. Hydraulic Starting System Piping, Forward Engine Room (Sheet 2 of 2).

SECTION II		TM 55-1905-220-20P			
(1)	(2)	(3)	(4)	(5)	(6)
ITEM	SMR		PART		
NO	CODE	CAGEC	NUMBER	DESCRIPTION AND USABLE ON CODES(UOC)	QTY
				GROUP 01	PROPULSION UNIT-
				FIGURE 56	HYDRAULIC STARTING SYSTEM- FOREWARD ENGINE ROOM
11	PACZZ	07988	GG200656	GAGE,PRESSURE,DIAL	2
38	XDCZZ	63220	2400	BUSHING SCREWED HEX	1
107	XACZZ	99565	40-2	TEE,PIPE STEEL 3/8 INCH	1

END OF FIGURE

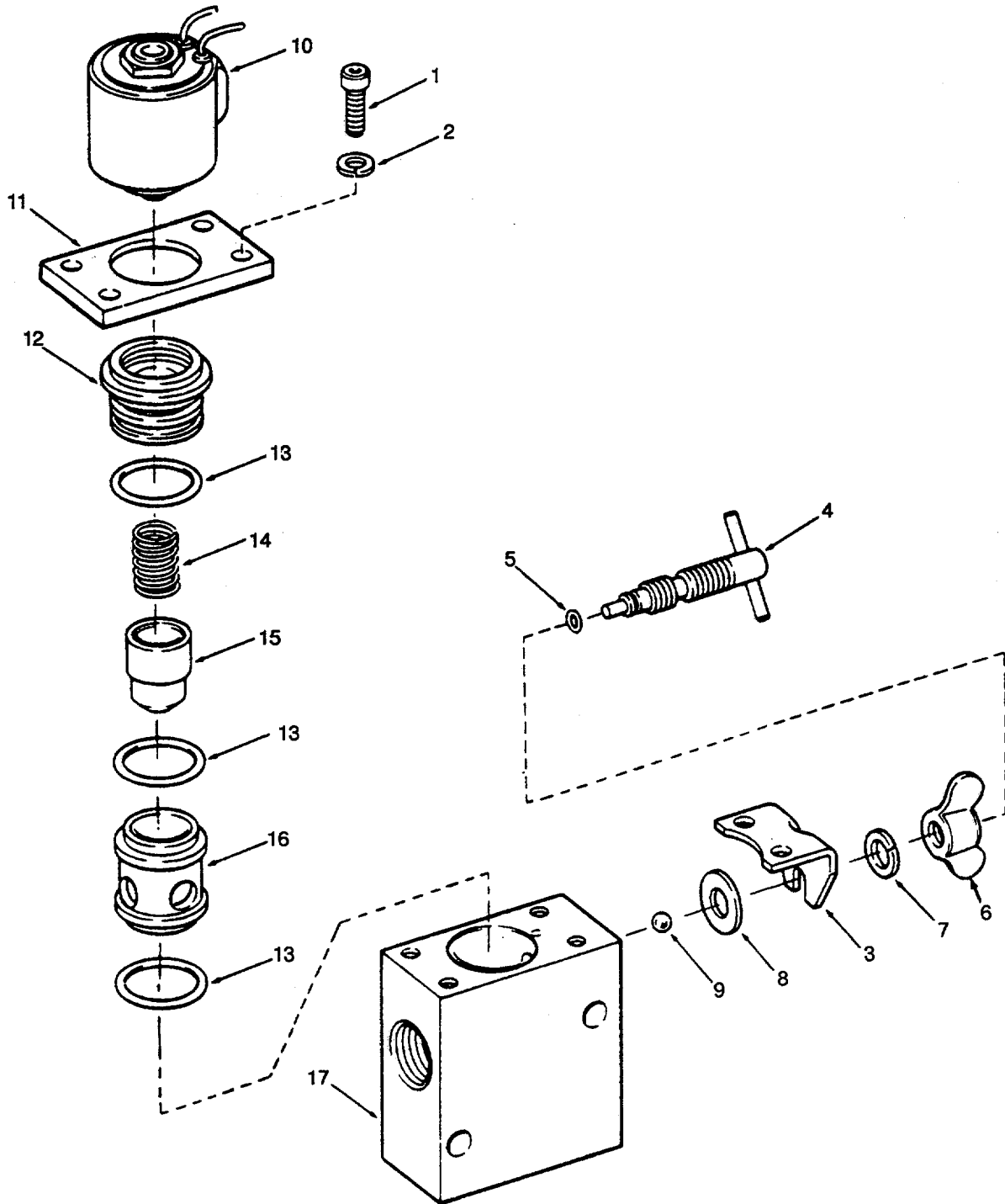


Figure 57. Hydraulic Starting System Solenoid Valves.

SECTION II		TM 55-1905-220-20P			
(1)	(2)	(3)	(4)	(5)	(6)
ITEM	SMR		PART		
NO	CODE	CAGEC	NUMBER	DESCRIPTION AND USABLE ON CODES(UOC)	QTY
				GROUP 01	PROPULSION UNIT-
				FIGURE 57	HYDRAULIC STARTING SYSTEM SOLENIOD VALVES
	PACZZ	01843	VCA 300446-1	YALYE,SOLENOID W/MANUAL BY-PASS	2
				HYDROSTART	
5	PACZZ	07988	GA1129-7	PACKING,PREFORMED	1
10	PACZZ	73181	VCA300446	YALVE,SOLENOID	1
13	PACZZ	07988	GA1145	PACKING,PREFORMED	3
				END OF FIGURE	

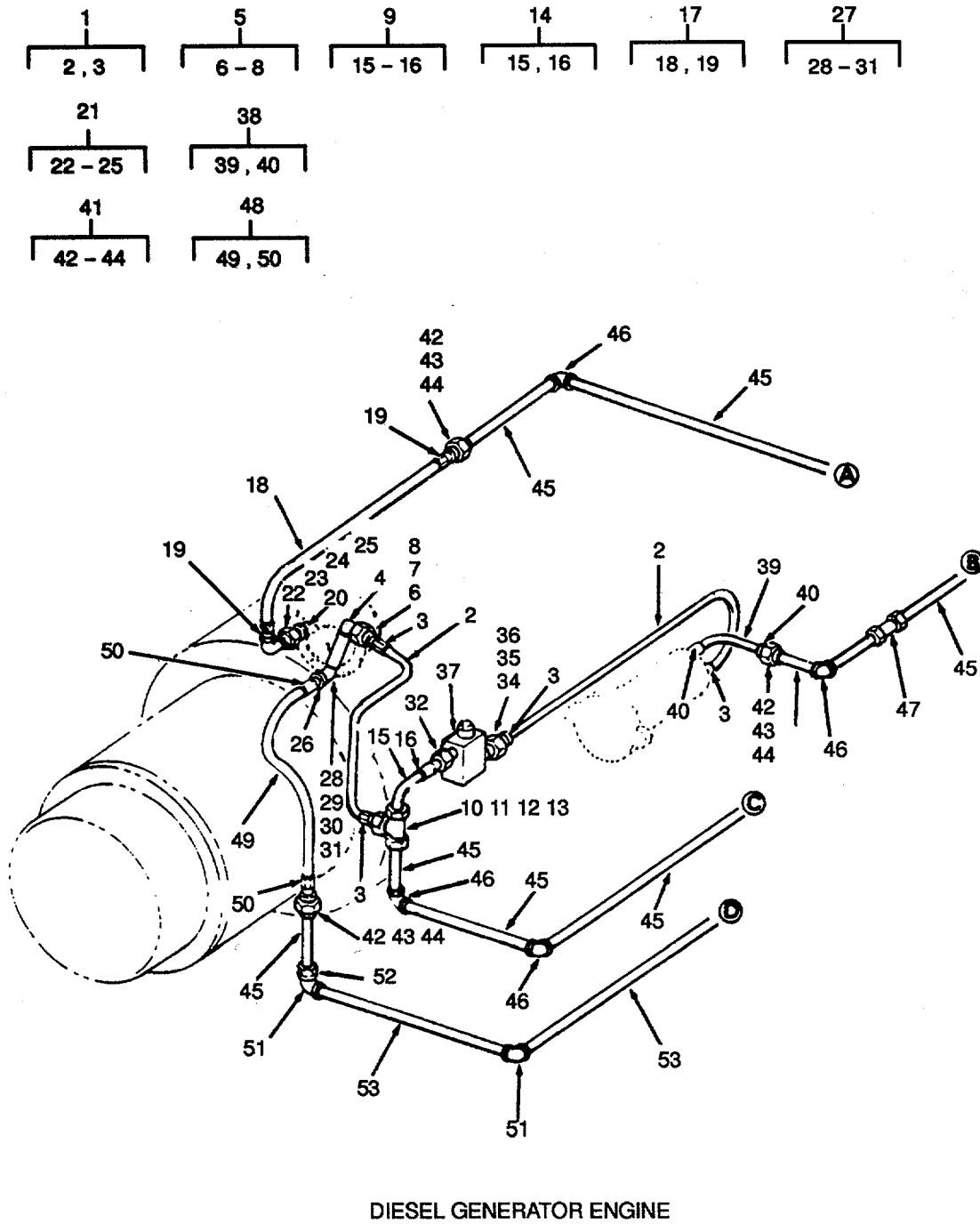
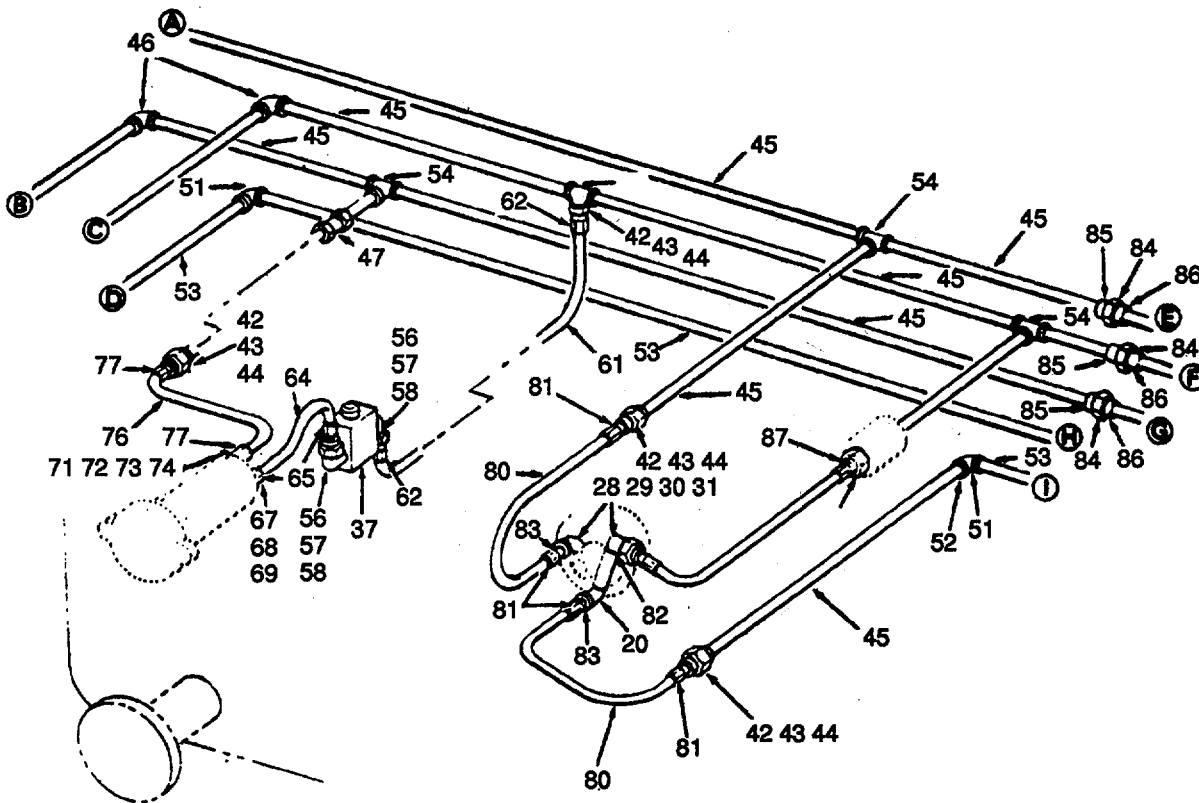
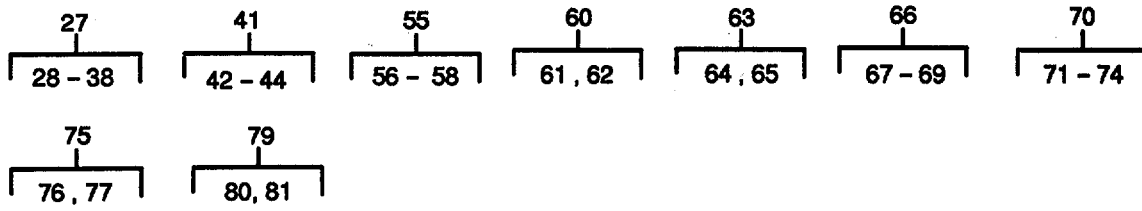


Figure 58. Hydraulic Starting System Piping-AF Engine Room (Sheet 1 of 3).



MAIN PROPULSION ENGINE

Figure 58. Hydraulic Starting System Piping-AFT Engine Room (Sheet 2 of 3).

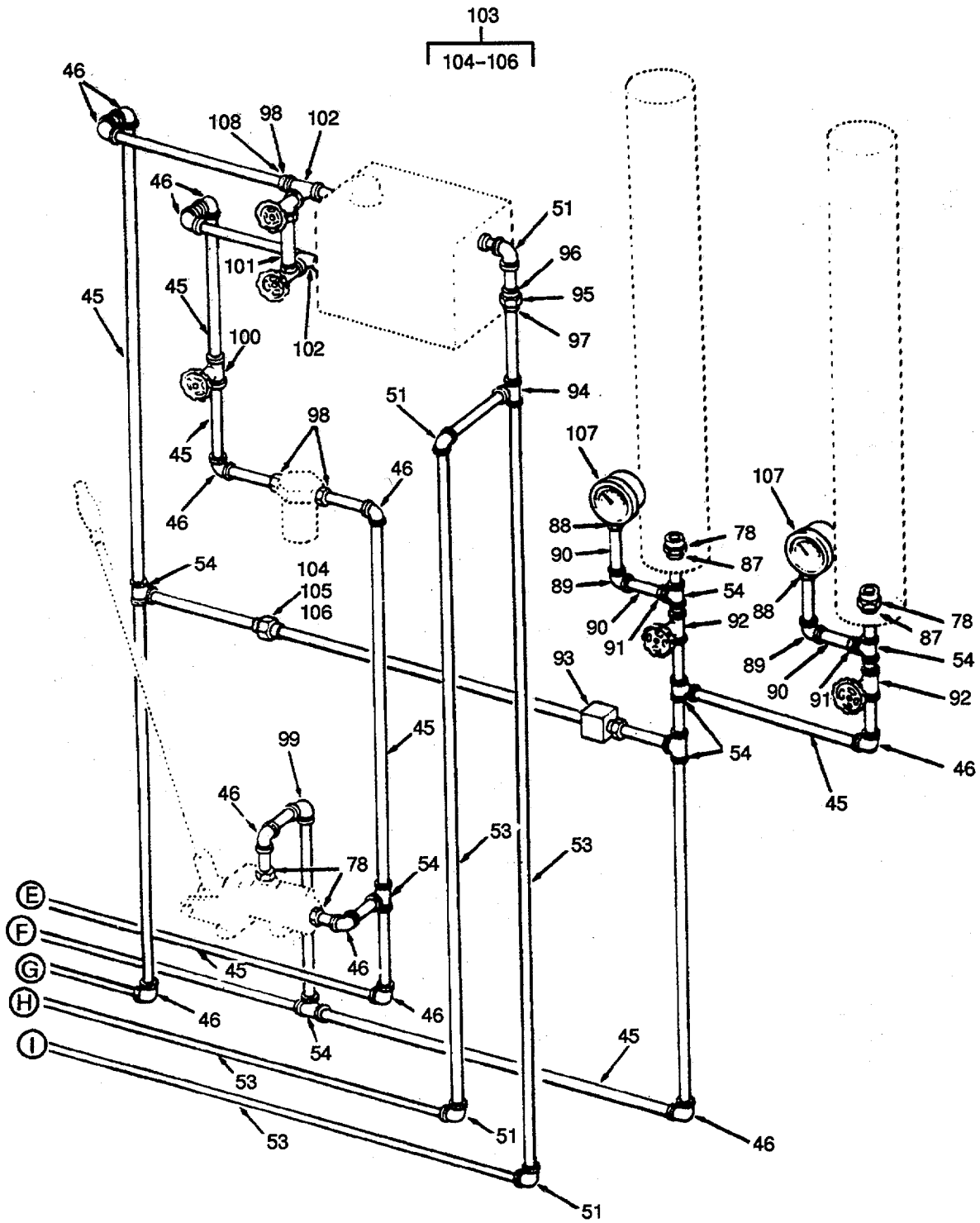


Figure 58. Hydraulic Starting System Piping AFT Engine Room (Sheet 3 of 3).

SECTION II		TM 55-1905-220-20P			
(1)	(2)	(3)	(4)	(5)	(6)
ITEM NO	SMR CODE	CAGEC	PART NUMBER	DESCRIPTION AND USABLE ON CODES(UOC)	QTY
				GROUP 01 PROPULSION UNIT-	
				FIGURE 58 HYDRAULIC STARTING SYSTEM-AFT ENGINE ROOM	
32	XDCZZ	63220	2400	BUSHING SCREWED HEX	1
37	PACZZ	01843	VCA 300429-1	RETAINER,VALVE PLAT W/MANUAL BY	2
				PASS HYDROSTART IDENTICAL TO	
				SOLENOID VALVE IN FIGURE 57	
66	XDCZZ	80064	2014661550-57	UNION REDUCER D-RING TYPE 1/2	1
				INCH IPS	
77	PACZZ	13174	BK06-06MB	ADAPTER,STRAIGHI,PI	2
93	PACZZ	96259	IDII-F2-60	VALVE,SAFETY RELIEF	1
107	PACZZ	07988	GG200656	GAGE,PRESSURE,DIAL	2
				END OF FIGURE	

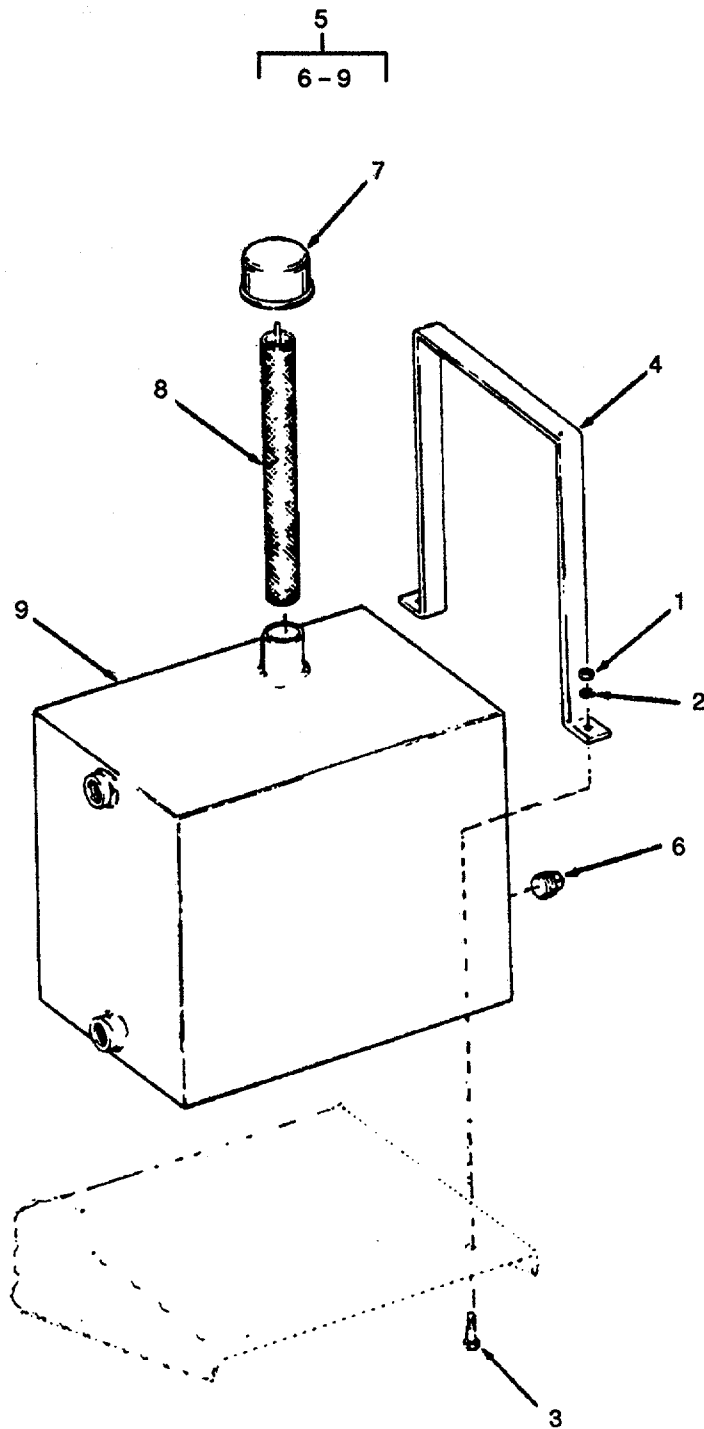


Figure 59. Hydraulic Starting System Reservoir.

SECTION II		TM 55-1905-220-20P			
(1)	(2)	(3)	(4)	(5)	(6)
ITEM	SMR		PART		
NO	CODE	CAGEC	NUMBER	DESCRIPTION AND USABLE ON CODES(UOC)	QTY
				GROUP 01	PROPULSION UNIT-
				FIGURE 59	HYDRAULIC STARTING SYSTEM RESERVOIR
1	XDCZZ	96906	MS51967-2	NUT,PLAIN,HEXAGON	8
2	PACZZ	96906	MS35338-44	WASHER,LOCK	8
3	PACZZ	72582	179801	SCREW,CAP,HEXAGON H	8
5	XDCHH	01843	TK200588	RESERVOIR ASSEMBLY 7.5 GALLON	2
6	PACZZ	96906	MS20913-4S	PLUG,PIPE	1
7	XDCZZ	01843	BV200567	BREATHER HYDRAULIC RESERVOIR	1
8	XDCZZ	01843	SN200568	STRAINER ELEMENT,SE HYDRAULIC	1
				RESERVOIR	
				END OF FIGURE	

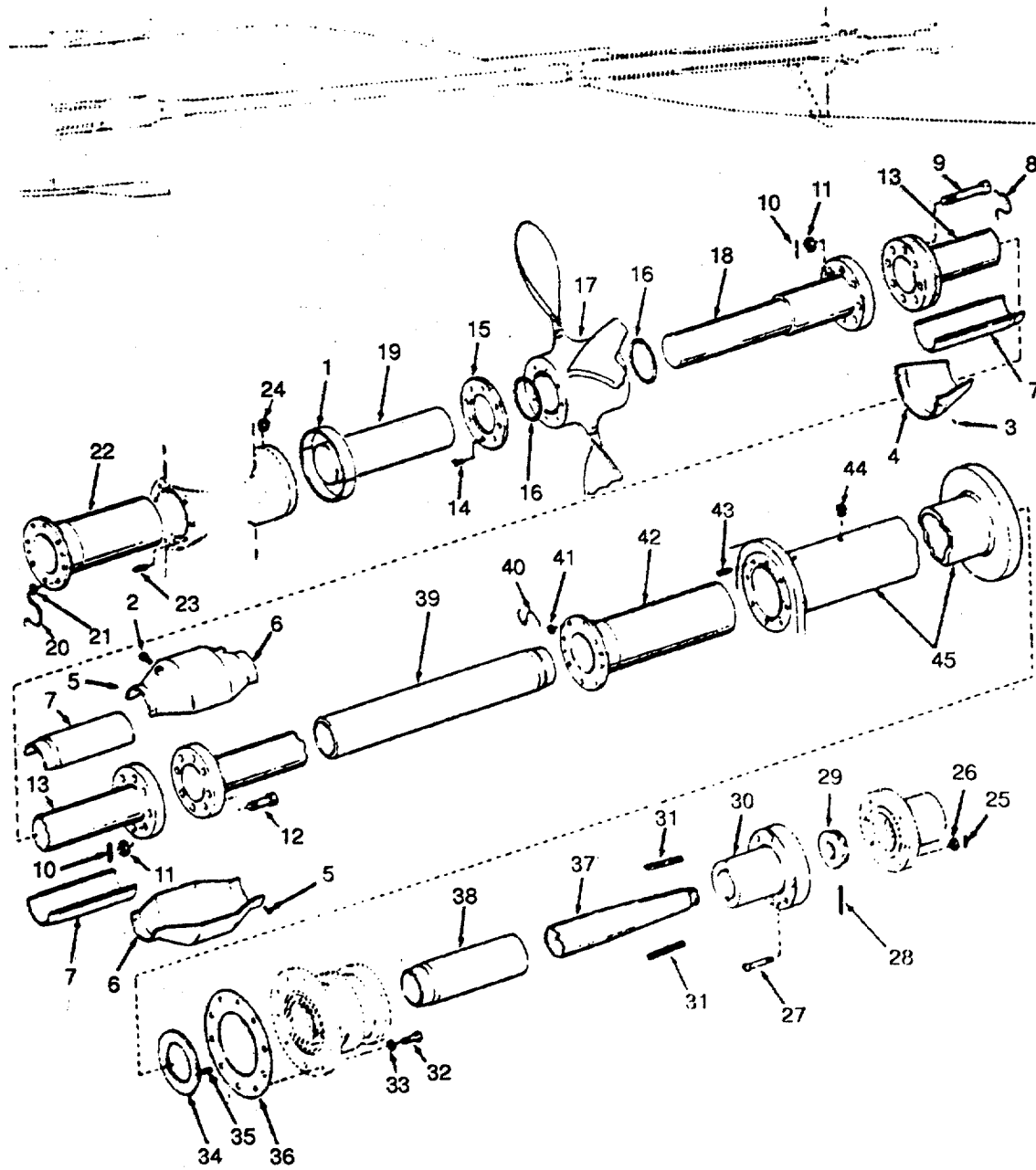


Figure 62. Port and Starboard Propeller and Shafting

SECTION II

(1) ITEM NO	(2) SMR CODE	(3) CAGEC	(4) PART NUMBER	(5) DESCRIPTION AND USABLE ON CODES(UOC)	(6) QTY
				GROUP 01	PROPULSION UNIT-
				FIGURE 62	PORT AND STARBOARD PROPELLER AND SHAFTING
1	XDCZZ	80064	203-4661554-53	GUARD PROPELLERROPE	2
2	XDCZZ	80064	203-4661554-66	PLUG PIPE 1/2 INCH	6
31	XDCZZ	80064	203-4661554-48	KEY SHAFT 3/4 X 3/4 X 5-7/8 STEEL.	4
32	PACZZ	96906	MS90725-187	SCREW,CAP,HEXAGON H	20
33	PACZZ	96906	MS35338-51	WASHER,LOCK	20
34	XDCZZ	98042	203-4661554-34	GASKET SEAL 18X48 INCHES NOW	2
				CANVAS	
35	PACZZ	96906	MS16556-627	PIN,STRAIGHT HEADLESS	4
36	XDCHZ	80064	203-4661554-54	PLATE SEAL SPLIT SH SHAFT	2
39	XDCZZ	80064	203-4661554-7	SLEEVE (FORWARD)	2
40	XDCZZ	96906	MS20995N91	WIRE,NONELECTRICAL	15
41	XDCZZ	80064	203-4661554-31	NUT SLOTTED HEX 3/8-16 NC-3 STEEL.	16

END OF FIGURE

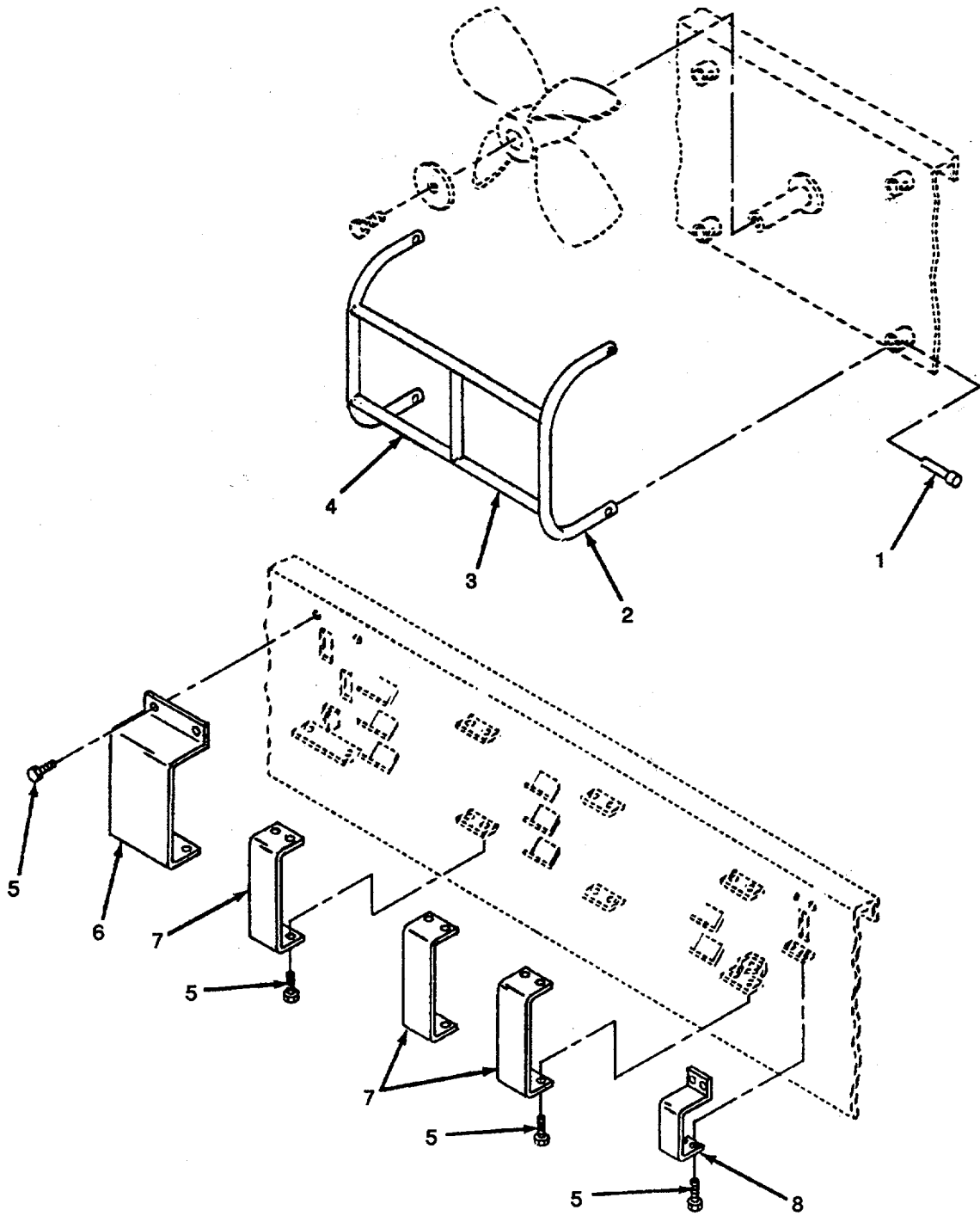


Figure 63. Spare Propeller and Shaft Protector.

SECTION II

TM 55-1905-220-20P

(1)	(2)	(3)	(4)	(5)	(6)
ITEM	SMR		PART		
NO	CODE	CAGE C	NUMBER	DESCRIPTION AND USABLE ON CODES(UOC)	QTY

GROUP 01 PROPULSION UNIT

FIG. 63 SPARE PROPELLER AND SHAFT
PROTECTOR

1	PACZZ	6N213	TP-3100	PIN,TOGGLE 3/8IN DIA X 3IN L WITH	8
4	XDCZZ	97403	13226E8047-18	CHAIN 12IN L	
5	XDCZZ	96906	MS35307-362	PIPE 2IN NOM X 40 SCHED X 2FT L	2
6	XDCZZ	97403	13226E8047-25	GALV STEEL.....	
7	XDCZZ	97403	13226E8047-29	SCREW,CAP,HEXAGON H 3/8IN-16 UNC-	20
8	XDCZZ	97403	13226E8047-28	2A X 1 1/4IN L,CD PL CRES	
				ANGLE 3IN X 3FT X 1/4IN X 15IN L	1
				PLATE STEEL,1/4IN X 6IN X 31IN L	3
				PLATE STEEL,1/4IN X 6IN X 32-1/2IN L	1

END OF FIGURE

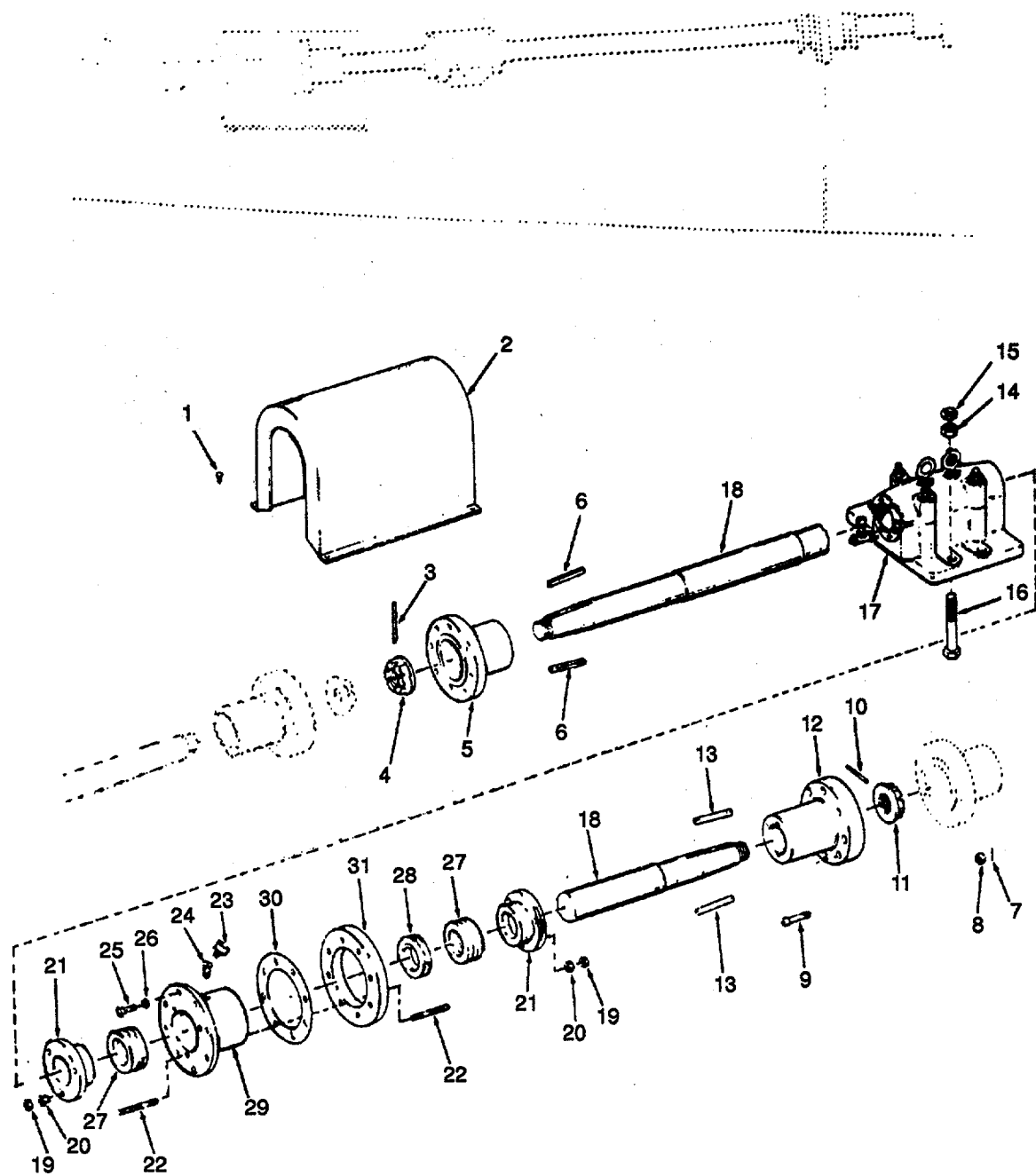


Figure 64. Line Shafting-Port Side Only.

SECTION II

TM 55-1905-220-20P

(1) ITEM NO	(2) SMR CODE	(3) CAGE C	(4) PART NUMBER	(5) DESCRIPTION AND USABLE ON CODES(UOC)	(6) QTY
GROUP 01 PROPULSION UNIT					
FIG. 64 LINE SHAFTING-PORT SIDE ONLY					
1	PACZZ	96906	MS51957-109	SCREW,MACHINE HEAD CRES	4
2	XDCZZ	80064	201-4661551-DET3C	GUARD COUPLING PORT SIDE ONLY	1
3	PACZZ	96906	MS24665-631	PIN,COTTER	1
4	XDCZZ	80064	203-4661554-32	NUT SHAFT 2-1/2-12NF-3 STEEL	1
5	XDCZZ	80064	203-4661554-26	HALF COUPLING (MALE) TUBE SHAFT	1
				TO LINE SHAFT (PORT SIDE ONLY)	
6	XDCZZ	B0064	203-4661554-48	KEY SHAFT 3/4X3/4X5-7/8 STEEL	2
7	PACZZ	96906	MS24665-357	PIN,COTTER	8
8	PACZZ	96906	MS35692-57	NUT,PLAIN,SLOTTED	8
9	XDCZZ	80064	203-4661554-44	BOLT COUPLING (SPECIAL) LINE -	8
				SHAFT COUPLING HALF TO PORT ENG	
				COUPLING HALF	
10	PACZZ	96906	MS24665-631	PIN,COTTER	1
11	XDCZZ	80064	203-4661554-3?	NUT SHAFT 2-1/2-12NF-3 STEEL	1
12	XDCZZ	80064	203-4661554-25	COUPLING HALF,FEMAL FEMALE LINE	1
				SHAFT TO PORT ENGINE	
13	XDCZZ	80064	203-4661554-48	KEY SHAFT 3/4 X 3/4 X 5-7/8 STEEL	2
14	PACZZ	96906	MS35691-73	NUT,PLAIN,HEXAGON	4
15	PACZZ	96906	MS51967-29	NUT,PLAIN,HEXAGON	4
16	XDCZZ	96906	MS90725-244	SCREW,CAP,HEXAGON	4
17	XDCZZ	80064	203-4661554-11	BEARING PILLOW BLOCK LINE SHAFT	1
18	XDCZZ	80064	203-4661554-1	SHAFT LINE PROPELLER	1
19	XDCZZ	80064	203-4661554-58	NUT HEX JAM 5/8-IINC-2 BRONZE	6
20	XDCZZ	80064	203-4661554-57	NUT PLAIN HEX 5/8-IINC-2 BRONZE	6
21	XDCZZ	80064	203-4661554-20	GLAND STUFFING BOX (BULKHEAD)	2
22	XDCZZ	80064	203-4661554-21	STUD 5/8X5-1/2 BRONZE	6
23	PACZZ	72582	5157114	CUP,GREASE (COMPRESSION TYPE	1
				BRASS)	
24	XDCZZ	80064	203-4661554-63	ELBOW STREET 1-4 X 45 DEGREES 125	1
				POUND BRASS	
25	PACZZ	96906	MS90725-187	SCREW,CAP,HEXAGON H	8
26	PACZZ	96906	MS35338-51	WASHER,LOCK	8
27	XDCZZ	98042	203-4661554-22	PACKING PREFORMED 3/4 X 3-4 X	1
				8INCHES LONG FLAX	
28	XDCZZ	98042	203-4661554-62	RING LANTERN	1
29	XDCZZ	80064	203-4661554-DET16A	BOX BULKHEAD STUFFING	1
30	XDCZZ	98042	203-4661554-34	GASKET SEAL 18X48 INCHES N04	1
				CANVAS	
31	XDCZZ	80064	203-4661554-24	PLATE BULKHEAD INSERT	1

END OF FIGURE

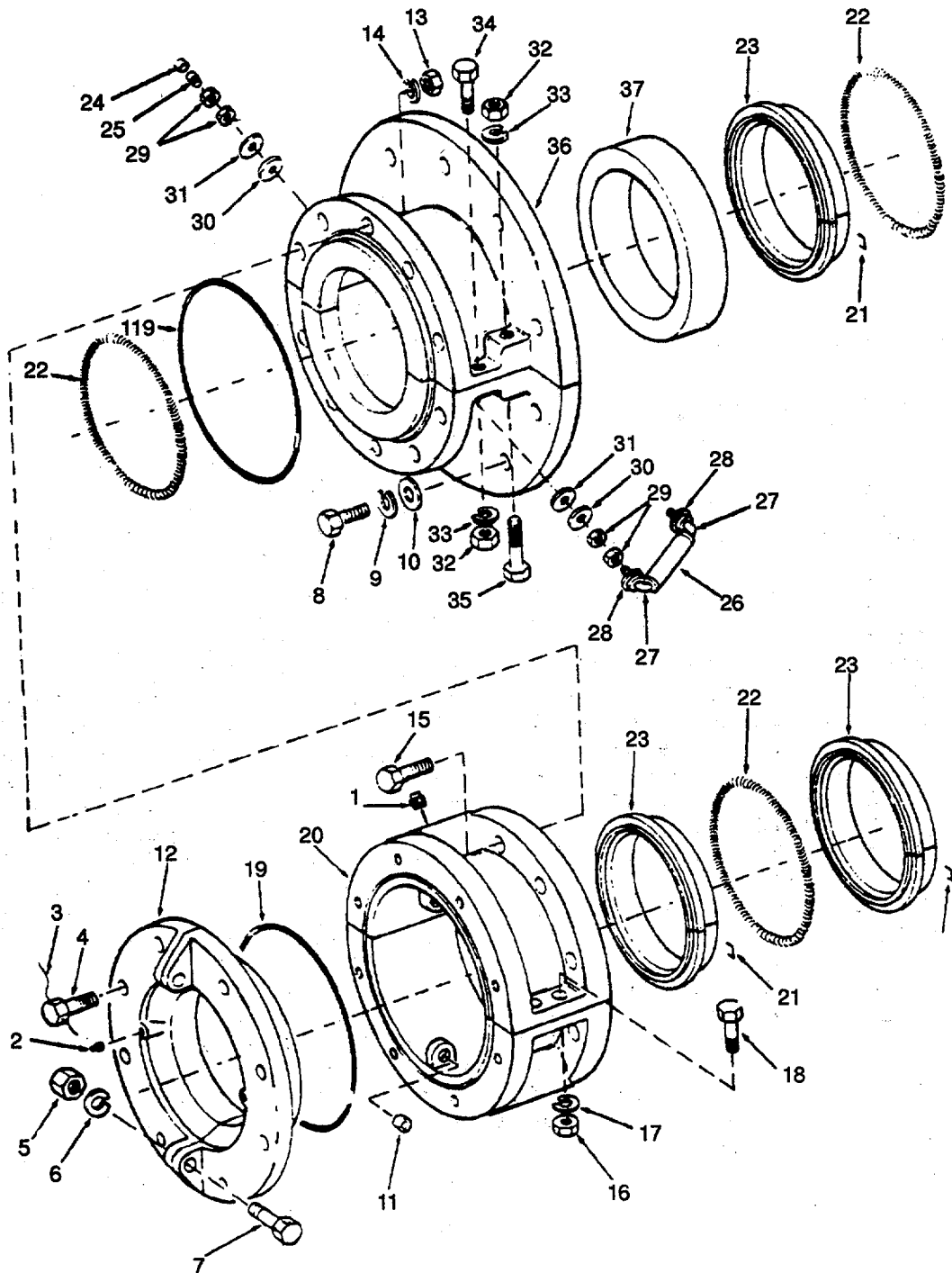


Figure 65. Propeller Split Shaft Seal.

SECTION II

TM 55-1905-220-20P

(1) ITEM NO	(2) SMR CODE	(3) CAGE C	(4) PART NUMBER	(5) DESCRIPTION AND USABLE ON CODES(UOC)	(6) QTY
				GROUP 01	
				PROPULSION UNIT	
				FIG. 65 PROPELLER SPLIT SHAFT SEAL	
	XDCZZ	81093	A44244	STAPLE.....	2
1	XDCZZ	80064	LCU 1610-203-173 9381-3	PLUG PIPE 1/2NPT BRASS	2
2	XDCZZ	80064	LCU 1610-203-173 9381-27	PLUG PIPE 1/8 NPT SOCKET HEAD	4
3	XDCZZ	96906	MS20995N91	BRASS	
4	XDCZZ	80064	LCU 1610-203-173 9381-24	WIRE,NONELECTRICAL	10
5	XDCZZ	80064	LCU 1610-203-173 9381-21	SCREW CAP HEX HEAD 5/8-11X1-3/4	8
6	PACZZ	96906	MS35338-124	NI CU ALLOY	
7	XDCZZ	80064	LCU 1610-203-173 9381-20	NUT PLAIN HEX 1/2-13 NICKEL	2
8	XDCZZ	80064	LCU 1610-203-173 9381-10	COPPER ALLOY	
9	PACZZ	96906	MS35338-120	WASHER,LOCK	2
10	PACZZ	96906	MS15795-409	WASHER,FLAT	2
11	XDCZZ	58849	62083-A	BUSHING FITTED	2
12	XDCZZ	81093	62080	RING,GLAND,HALF	2
13	XDCZZ	80064	LCU 1610-203-173 9381-21	SCREW CAP SOCKET HEAD 1/4-20X1 NI	2
14	PACZZ	96906	MS35338-124	CU ALLOY.....	
15	XDCZZ	80064	LCU 1610-203-173 9381-23	WASHER,LOCK	6
16	XDCZZ	80064	LCU 1610-203-173 9381-21	BOLT HEX HEAD 1/2-13X3-114 NI CU	6
17	PACZZ	96906	MS35338-124	ALLOY.....	
18	XDCZZ	80064	LCU 1610-203-173 9381-20	NUT PLAIN HEX 1/2-13 NICKEL	4
19	XDCZZ	80064	LCU 1610-203-173 9381-26	COPPER ALLOY	
20	PACZZ	58849	62079	WASHER,LOCK	4
21	PACZZ	58849	A44244	BOLT HEX HEAD 1/2-13X1-3/4 NI CU	4
22	PACZZ	58849	52385	ALLOY.....	
23	PACZZ	58849	52384	PACKING PREFORMED 0 THETIC RUBBER.	2
24	PACZZ	81348	ZZ-V-251TYPEIV/C LASS1/TR-VC-2	SEAL,HOUSING	2
25	PACZZ	09498	302-DD	STAPLE.....	2
26	XDCZZ	25472	TYPE50	SPRING,HELICAL	2
27	XUCZZ	09498	6123-HH	PACKING,PREFORMED	2
28	XDCZZ	09498	8407	CAP,PNEUMATIC VALVE ENGINE)	2
29	XDCZZ	08885	777	VALVE CORE	2
30	PACZZ	27783	8043	MOUNT,RESILIENT 1/4X5 INCHES LONG.	1
31	XDCZZ	58849	38271-A	FERRULE BRASS	2
32	XDCZZ	80064	LCU 1610-203-173 9381-21	COUPLING BRASS	2
33	PACZZ	96906	MS35338-124	NUT HEX BRASS	8
34	XDCZZ	80064	LCU 1610-203-173	WASHER,SHOULDERED	4
				WASHER,FLAT	4
				NUT PLAIN HEX 1/2-13 NICKEL	4
				COPPER ALLOY	
				WASHER,LOCK	4
				BOLT HEX HEAD 1/2-13X1-3/4 NI CU	2

SECTION II		TM 55-1905-220-20P			
(1)	(2)	(3)	(4)	(5)	(6)
ITEM	SMR		PART		
NO	CODE	CAGE C	NUMBER	DESCRIPTION AND USABLE ON CODES(UOC)	QTY
			9381-20	ALLOY.....	
35	XDCZZ	58849	62082	BOLT HEX HEAD (FITTED) 1/2-13X3-1/.....	2
				4 NI CU ALLOY	
36	PACZZ	81093	62078	HOUSING INFLATABLE RING	2

END OF FIGURE

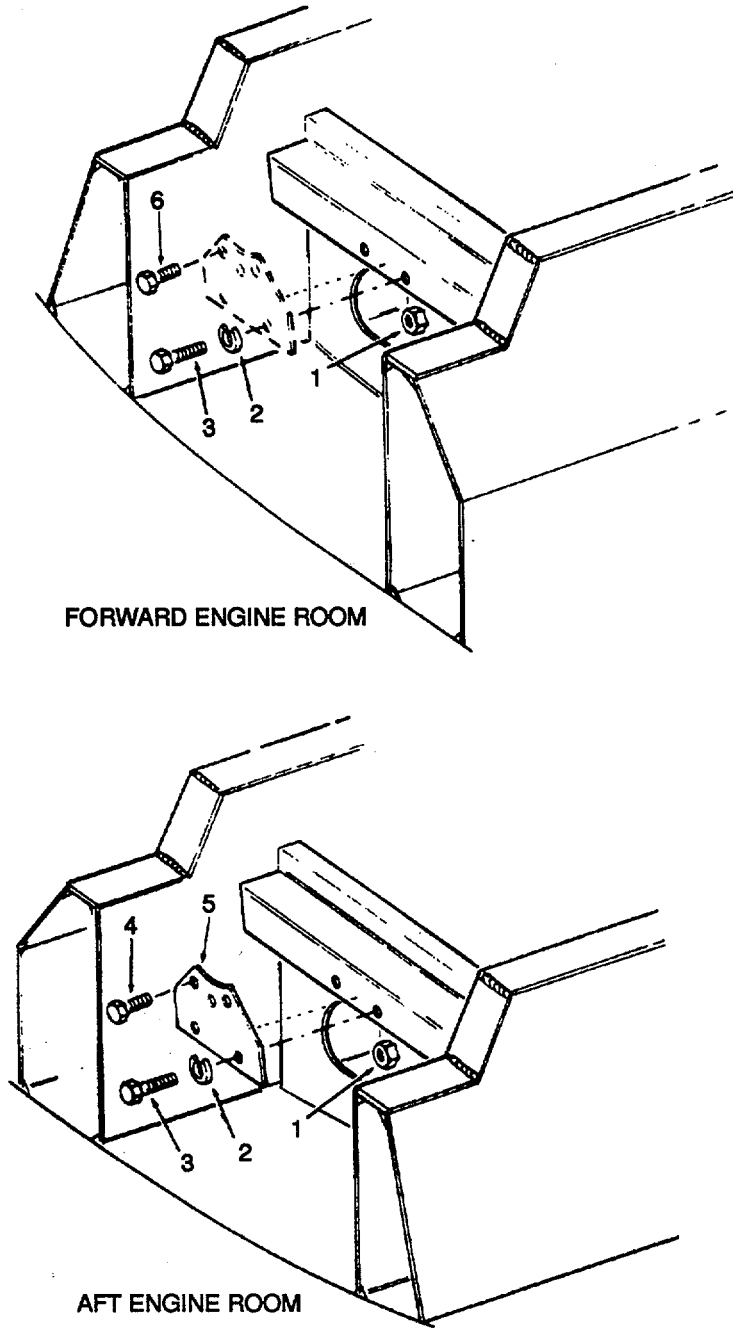


Figure 66. Propeller Lock Shaft

SECTION II

TM 55-1905-220-20P

(1)	(2)	(3)	(4)	(5)	(6)
ITEM	SMR	CAGE C	PART	DESCRIPTION AND USABLE ON CODES(UOC)	QTY
NO	CODE		NUMBER		

GROUP 01 PROPULSION UNIT

FIG. 66 PROPELLER SHAFT LOCK

1	PACZZ	96906	MS51967-23	NUT,PLAIN,HEXAGON	4
2	PACZZ	96906	MS35338-51	WASHER,LOCK	4
3	PACZZ	96906	MS90725-186	SCREW,CAP,HEXAGON H	4
4	XDCZZ	80064	112-4661532-11	SCREW CAP SOCKET HEAD 3-4-IONC- 2X1-3/8 CD PL.....	3
6	XDCZZ	80064	112-4661533-11	SCREW CAP SOCKET HEAD 3/4-IONC- 2X1-38 CD PL.....	3

END OF FIGURE

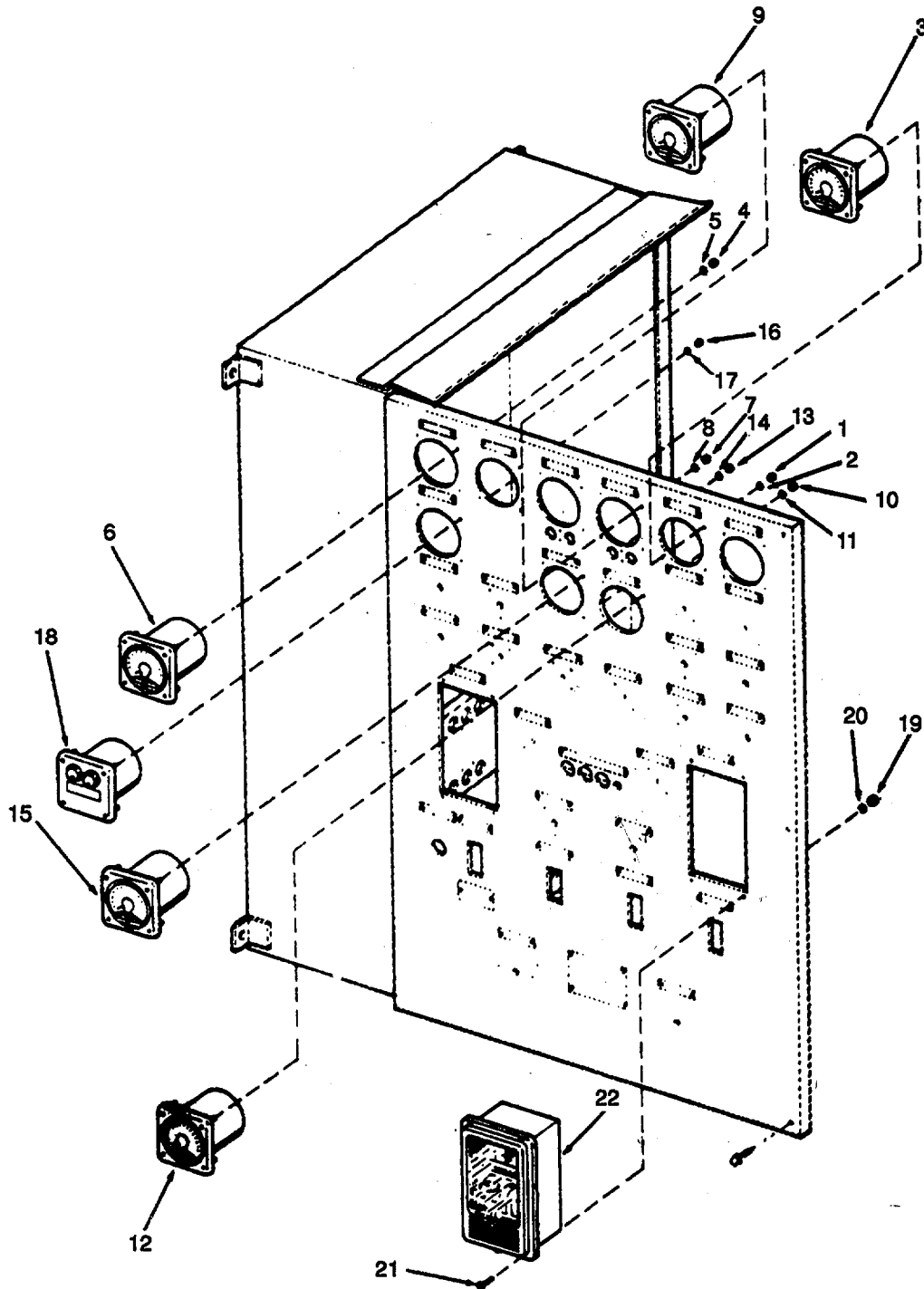


Figure 67. Ships Service Main Switchboard (Sheet 1 of 4).

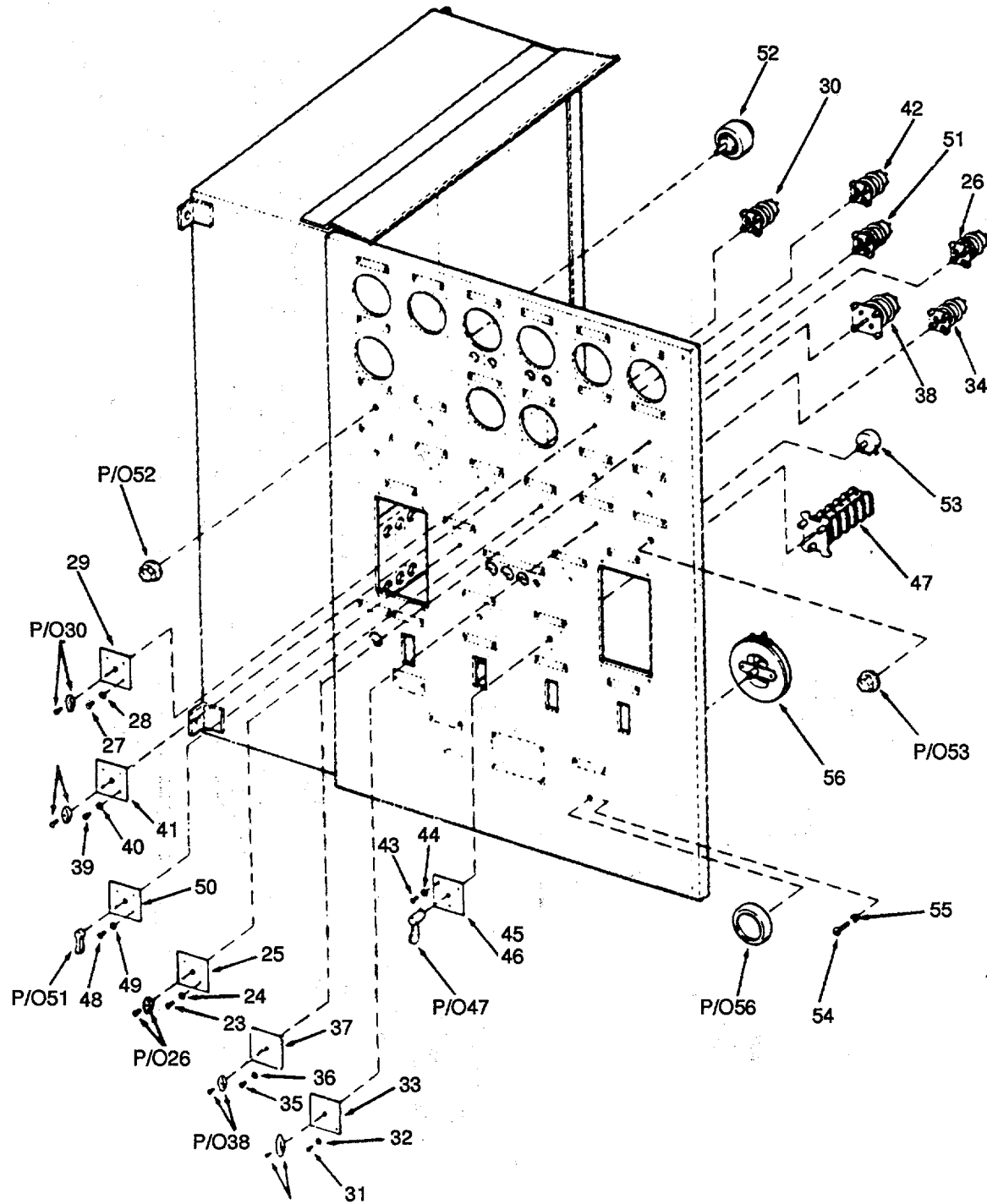
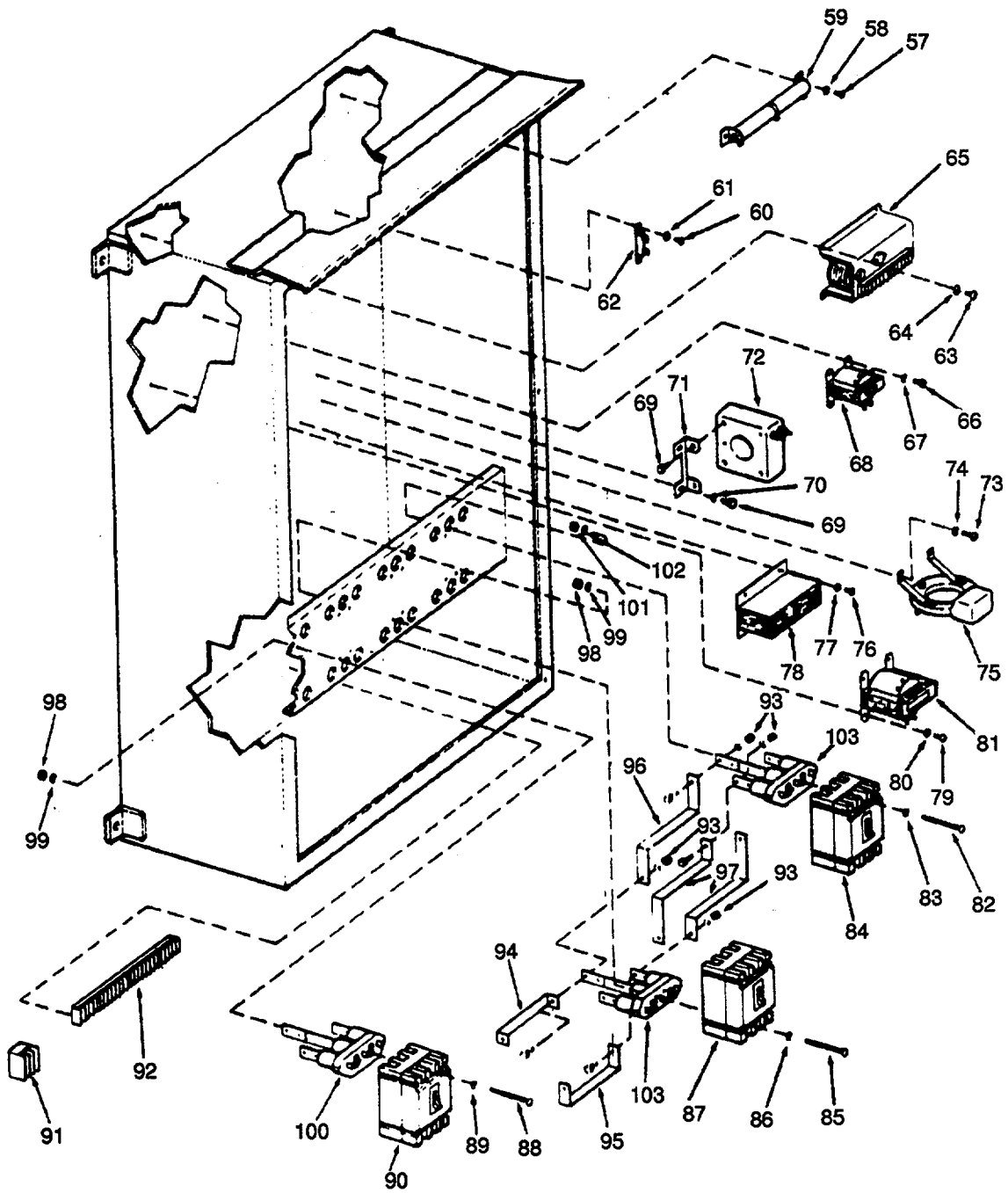


Figure 67. Ships Service Main Switchboard (Sheet 2 of 4).



Flare 67. Ships Service Main Switchboard (Sheet 3 of 4).

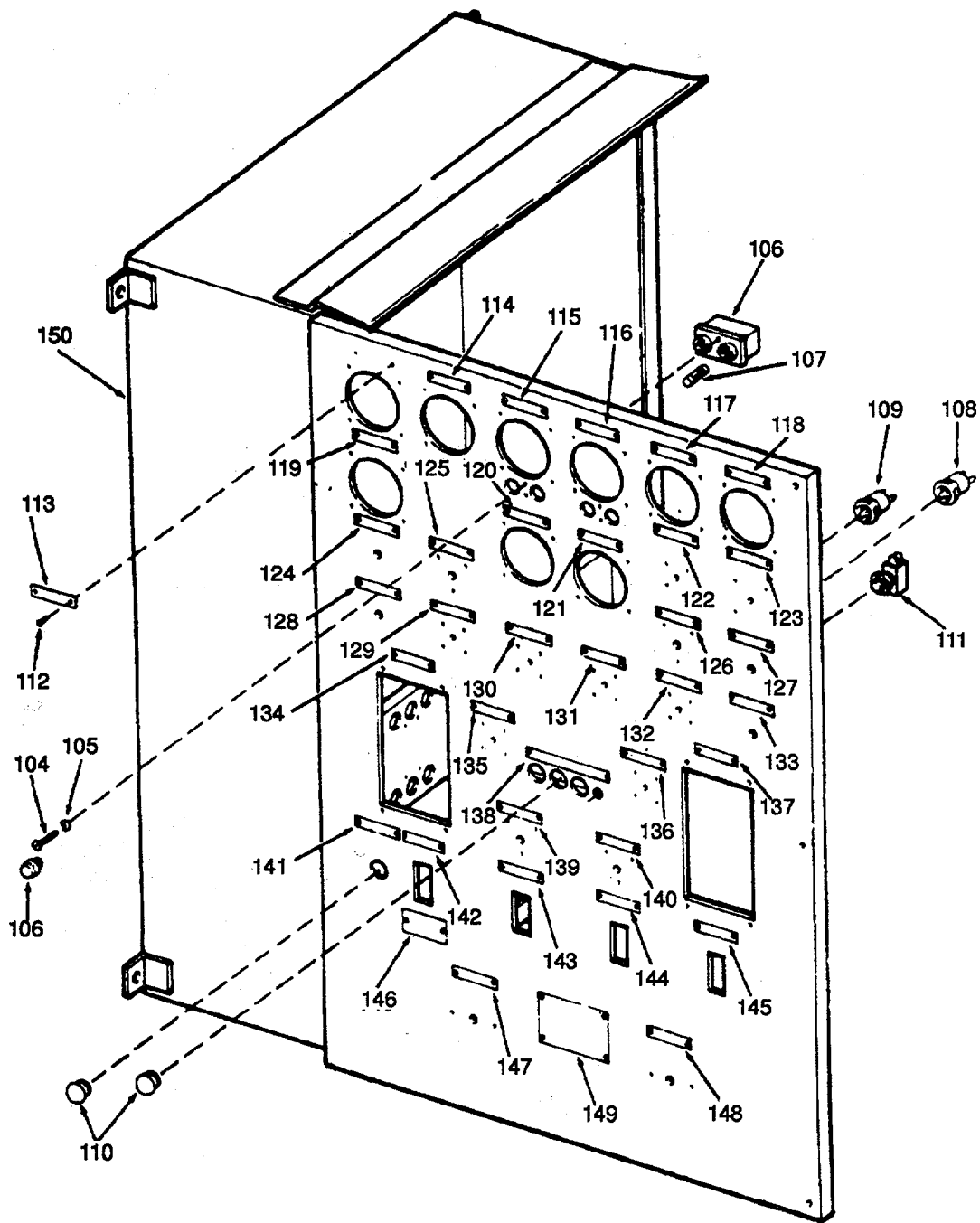


Figure 67. Ships Service Main Switchboard (Sheet 4 of 4).

SECTION II

TM 55-1905-220-20P

(1) ITEM NO	(2) SMR CODE	(3) CAGE C	(4) PART NUMBER	(5) DESCRIPTION AND USABLE ON CODES(UOC)	(6) QTY
				GROUP 02 ELECTIC POWER GENERATION	
				FIG. 67 SHIPS SERVICE MAIN SWITCHBOARD	
	XDCFF	28454	287E13A	SWITCHBOARD SHIP SERVICE 40KW 3 PHASE 450VAC.....	1
23	PACZZ	96906	MS35206-263	SCREW,MACHINE HEAD	4
24	PACZZ	96906	MS35335-32	WASHER,LOCK	4
25	XDCZZ	28454	NP-142-1	PLATE IDENTIFICATION SYNCHRO SWITCH	1
27	PACZZ	96906	MS35206-263	SCREW,MACHINE HEAD	4
28	PACZZ	96906	MS35335-32	WASHER,LOCK	4
29	XDCZZ	28454	NP-142-2	PLATE IDENTIFICATION FREQUENCY SWITCH	1
31	PACZZ	96906	MS35206-263	SCREW,MACHINE HEAD	8
32	PACZZ	96906	MS35335-32	WASHER,LOCK	8
33	XDCZZ	28454	NP-142-3	PLATE IDENTIFICATION INTEGRAL SWITCH	2
35	PACZZ	96906	MS35206-263	SCREW,MACHINE HEAD	4
36	PACZZ	96906	MS35335-32	WASHER,LOCK	4
37	XDCZZ	28454	NP-142-4	PLATE IDENTIFICATION VOTMETER SWITCH	1
39	PACZZ	96906	MS35206-263	SCREW,MACHINE HEAD	3
40	PACZZ	96906	MS35335-32	WASHER,LOCK	3
41	XDCZZ	28454	NP-142-5	PLATE IDENTIFICATION AMMETER SWITCH	1
43	PACZZ	96906	MS35207-263	SCREW,MACHINE HEAD	12
44	PACZZ	96906	MS35335-32	WASHER,LOCK	12
45	XDCZZ	28454	NP-142-7	PLATE IDENTIFICATION DIESEL SWITCH	2
46	XDCZZ	28454	NP-142-6	PLATE IDENTIFICATION GOVERNOR SWITCH	2
48	PACZZ	96906	MS35206-263	SCREW,MACHINE HEAD	8
49	PACZZ	96906	MS35335-32	WASHER,LOCK	8
50	XDCZZ	28454	NP-142-8	PLATE IDENTIFICATION AUTO MAN SWITCH	2
104	PACZZ	96906	MS35206-230	SCREW,MACHINE HEAD	4
105	PACZZ	96906	MS35335-30	WASHER,LOCK	4
106	XDCZZ	71400	FHL10U	HOLDER FUSE	2
107	PACZZ	81349	F03A125V30A	FUSE,CARTRIDGE	4
108	XDCZZ	72619	103-3101-1337-403	HOLDER LIGHT	3
109	XDCZZ	72619	103-3101-1335-403	HOLDER LIGHT	1
110	PACZZ	96906	MS15579-6	LAMP,INCANDESCENT 125 YOLT	4
112	PACZZ	96906	MS35206-226	SCREW,MACHINE HEAD	76
113	XDCZZ	28454	NP-141-1	PLATE IDENTIFICATION GENERATOR 1 VOTMETER.....	1
114	XDCZZ	28454	NP-141-2	PLATE IDENTIFICATION GENERATOR 1 AMMETER.....	1
115	XDCZZ	28454	NP-141-3	PLATE IDENTIFICATION GENERATOR 1 WATTMETER	1

SECTION II

TM 55-1905-220-20P

(1) ITEM NO	(2) SMR CODE	(3) CAGE C	(4) PART NUMBER	(5) DESCRIPTION AND USABLE ON CODES(UOC)	(6) QTY
116	XDCZZ	28454	NP-141-4	PLATE IDENTIFICATION GENERATOR 2 WATTMETER	1
117	XDCZZ	28454	NP-141-5	PLATE IDENTIFICATION GENERATOR 2 SHORE PWR.....	1
118	XDCZZ	28454	NP-141-6	PLATE IDENTIFICATION GENERATOR 2. BUS, SHORE PWR VOLTMETER	1
119	XDCZZ	28454	NP-141-7	PLATE IDENTIFICATION SHORE POWER PHASE SEQUENCE INDICATOR	1
120	XDCZZ	28454	NP-141-9	PLATE IDENTIFICATION FREQUENCY METER.....	1
121	XDCZZ	28454	NP-141-8	PLATE IDENTIFICATION SYNCHROSCOPE.	1
122	XDCZZ	28454	NP-141-10	PLATE IDENTIFICATION GENERATOR 2 SHORE PWR AMMETER SWITCH	1
123	XDCZZ	28454	NP-141-11	PLATE IDENTIFICATION GENERATOR 2 BUS SHORE PWR VOLTMETER SWITCH	1
124	XDCZZ	28454	NP-141-19	PLATE IDENTIFICATION GENERATOR 1 DROOP RHEOSTAT	1
125	XDCZZ	28454	NP-141-12	PLATE IDENTIFICATION GENERATOR 1 GOVERNOR SWITCH	1
126	XDCZZ	28454	NP-141-15	PLATE IDENTIFICATION GENERATOR 2 GOVERNOR SWITCH	1
127	XDCZZ	28454	NP-141-21	PLATE IDENTIFICATION GENERATOR 2 DROOP RHEOSTAT	1
128	XDCZZ	28454	NP-141-18	PLATE IDENTIFICATION GENERATOR 1 VOLTAGE ADJUST RHEOSTAT	1
129	XDCZZ	28454	NP-141-17	PLATE IDENTIFICATION GENERATOR 1 UNIT PARALLEL SWITCH	1
130	XDCZZ	28454	NP-141-14	PLATE IDENTIFICATION FREQUENCY METER SWITCH	1
131	XDCZZ	28454	NP-141-13	PLATE IDENTIFICATION SYNCHROSCOPE SWITCH	1
132	XDCZZ	28454	NP-141-22	PLATE IDENTIFICATION GENERATOR 2 UNIT PARALLEL SWITCH	1
133	XDCZZ	28454	NP-141-20	PLATE IDENTIFICATION GENERATOR 2 VOLTAGE ADJUST RHEOSTAT	1
134	XDCZZ	04655	FS2	STARTER,FLUORESCENT IDENTIFICATION GENERATOR 1 REVERSE POWER RELAY.....	1
135	XDCZZ	28454	NP-141-34	PLATE IDENTIFICATION GENERATOR 1 AUTO-MAN SW	1
136	XDCZZ	28454	NP-141-35	PLATE IDENTIFICATION GENERATOR 2 AUTO-MAN SW	1
137	XDCZZ	28454	NP-141-26	PLATE IDENTIFICATION GENERATOR 2 REVERSE POWER RELAY	1
138	XDCZZ	28454	NP-141-25	PLATE IDENTIFICATION BUS GROUND LIGHTS	1
139	XDCZZ	28454	NP-141-16	PLATE IDENTIFICATION DIESEL GENERATOR 1	1
140	XDCZZ	28454	NP-141-23	PLATE IDENTIFICATION DIESEL GENERATOR 2	1
141	XDCZZ	28454	NP-141-28	PLATE IDENTIFICATION SHORE POWER AVAILABLE	1

SECTION II

TM 55-1905-220-20P

(1) ITEM NO	(2) SMR CODE	(3) CAGE C	(4) PART NUMBER	(5) DESCRIPTION AND USABLE ON CODES(UOC)	(6) QTY
142	XDCZZ	28454	NP-141-29	PLATE IDENTIFICATION SHORE POWER MAIN BREAKER	1
143	XDCZZ	28454	NP-141-27	PLATE IDENTIFICATION GENERATOR 1 MAIN BREAKER	1
144	XDCZZ	28454	NP-141-30	PLATE IDENTIFICATION GENERATOR 2 MAIN BREAKER	1
145	XDCZZ	28454	NP-141-31	PLATE IDENTIFICATION DISTRIBUTION MAIN BREAKER	1
146	XDCZZ	28454	NP-141-32	PLATE INSTRUCTION DO NOT CLOSE THIS CIRCUIT BREAKER WHEN MAIN POWER BUS IS ENERGIZED	1
147	XDCZZ	28454	NP-141-36	PLATE IDENTIFICATION GENERATOR 1 MAN-VOLT ADJ.....	1
148	XDCZZ	28454	NP-141-37	PLATE IDENTIFICATION GENERATOR 2 MAN-VOLT ADJ.....	1
149	XDCZZ	28454	NP-141-33	PLATE IDENTIFICATION GENERATOR SWITCHBOARD	1
150	XDCZZ	28454	CB178	.ENCLOSURE SHIP SERVICE SWITCHBOARD	1

END OF FIGURE

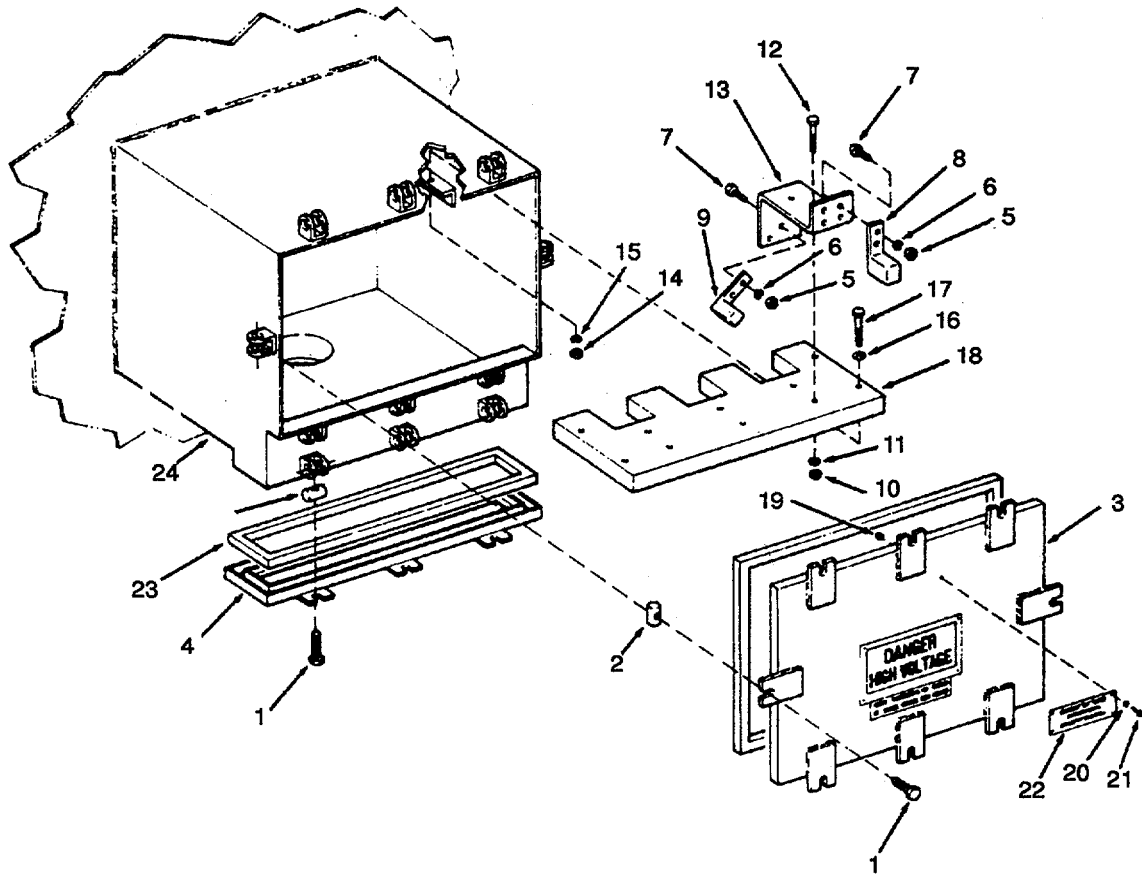


Figure 69. Shore Power Connection Box.

SECTION II		TM 55-1905-220-20P			
(1)	(2)	(3)	(4)	(5)	(6)
ITEM	SMR		PART		
NO	CODE	CAGE C	NUMBER	DESCRIPTION AND USABLE ON CODES(UOC)	QTY
				GROUP 02	ELECTIC POWER GENERATION
				FIG. 69	SHORE POWER CONNECTION BOX
1	XDCZZ	96906	MS90725-64	SCREW,CAP,HEXAGON H	14
2	XDCZZ	92772	H-947-A-15	PIN HINGE STEEL	14
3	XDCZZ	92772	H-947-A-2111/14	COVER ASSEMBLY FRONT CONNECTION BOX	1
4	XDCZZ	92772	H-947-A-3/11/14	COYER ASSEMBLY BOTTOM CONNECTION BOX	1
5	XDCZZ	96906	MS51967-2	NUT,PLAIN,HEXAGON	18
6	PACZZ	96906	MS35338-101	WASHER,LOCK	18
7	PACZZ	96906	MS90725-8	SCREW,CAP,HEXAGON H	18
8	XDCZZ	92772	H-947-A-19	LUG SHORE BOX	6
9	XDCZZ	92772	H-947-A-20	LUG SHORE BOX	3
10	XDCZZ	96906	MS51967-2	NUT.PLAIN,HEXAGON	6
11	PACZZ	96906	MS27183-9	WASHER.FLAT	6
12	XDCZZ	96906	MS90725-13	.SCREW CAP HEX HEAD	6
13	XDCZZ	92772	H-947-A-18	.BUS COPPER 1/4X2-112 SILVER PLATE.	3
14	XDCZZ	96906	MS51967-2	.NUT.PLAIN.HEXAGON	4
15	PACZZ	96906	MS35338-101	.WASHER,LOCK	4
16	PACZZ	96906	MS27183-9	.WASHER.FLAT	4
17	XDCZZ	96906	MS90725-13	.SCREW CAP HEX HEAD	4
18	XDCZZ	92772	H-947-A-17	.INSULATION PAPER BASE	1
19	PACZZ	96906	MS35649-265	.NUT PLAIN HEXA GON.....	4
20	PACZZ	96906	MS35338-98	.WASHER,LOCK	4
21	PACZZ	96906	MS35214-27	.SCREW,MACHINE HEAD	4
22	XDCZZ	92772	H-947-A-32	.PLATE IDENTIFICATION BRASS	1
23	XDCZZ	92772	H-947-A-12	.GASKET RUBBER	1

END OF FIGURE

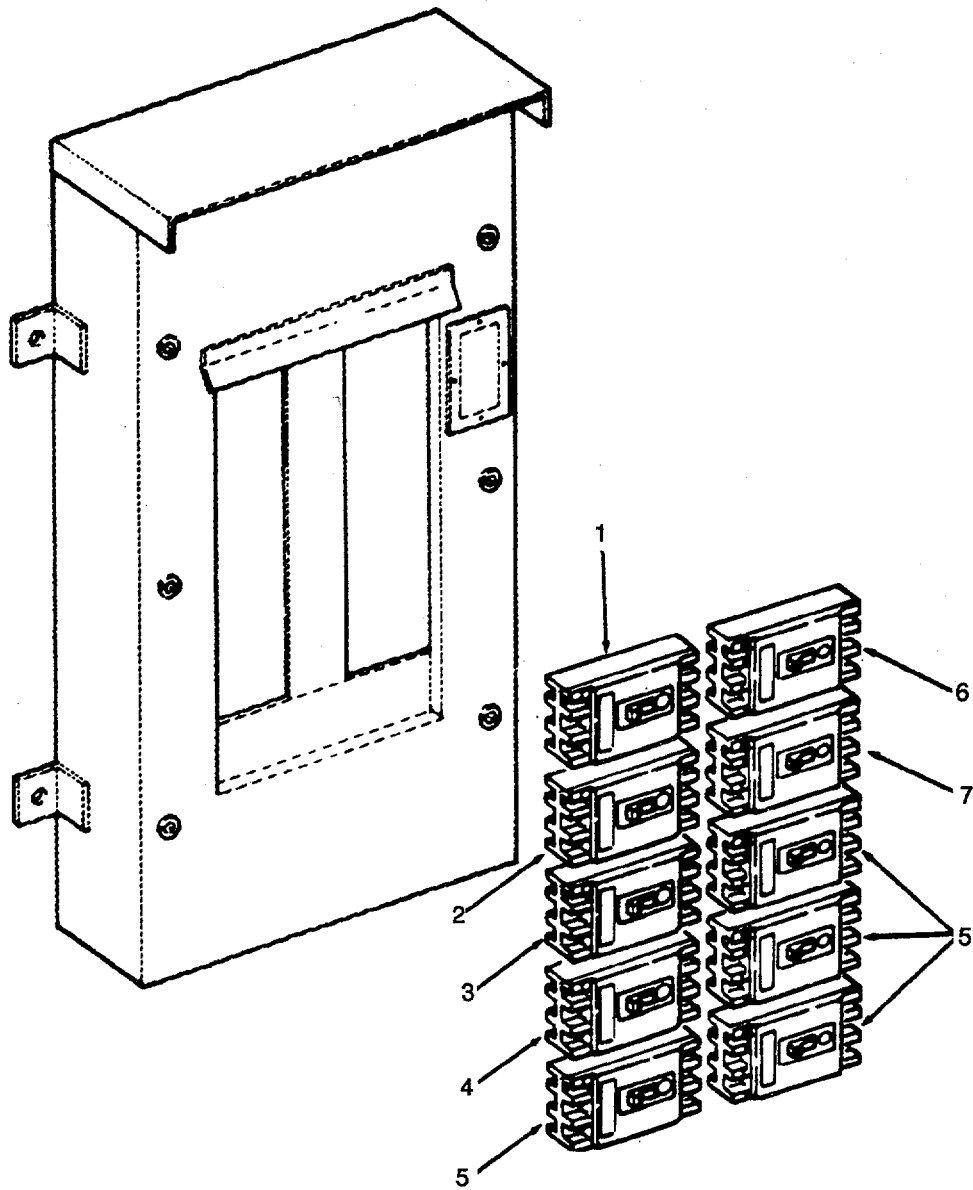


Figure 70. Power Distribution Panel P400.

SECTION II

TM 55-1905-220-20P

(1) ITEM NO	(2) SMR CODE	(3) CAGE C	(4) PART NUMBER	(5) DESCRIPTION AND USABLE ON CODES(UOC)	(6) QTY
GROUP 02 ELECTIC POWER GENERATION					
FIG. 70 POWER DISTRIBUTION PANEL P400					
1	PACZZ	89946	EHB3070	CIRCUIT BREAKER 70AMP 3POLE 40DEG C AMB TYPE AB THERM MAG	1
2	PACZZ	89946	EHB3010	CIRCUIT BREAKER CIRCUIT 10AMP 3POLE 40DEG C AMB TYPE AB THRM MAG	1
3	PACZZ	89946	FB-3190ML	CIRCUIT BREAKER 25AMP 3POLE INSTANT TRIP TYPE AB THERM MAG	1
4	PACZZ	81348	WC375-18-003	CIRCUIT BREAKER 20AMP 3POLE 40DEG C AMB TYPE AB THERM MAG	1
5	XDCZZ	89946	EHB3030	CIRCUIT BREAKER 30AMP 3POLE 40DEG C AMB TYPE AB THERM MAG	4
6	PACZZ	81348	WC375/18-007	CIRCUIT BREAKER 40AMP 3POLE 40DEG C AMB TYPE AB THERM MAG	1
7	XDCZZ	89946	EHB3050	CIRCUIT BREAKER TYPE AB THRM MAG	1

END OF FIGURE

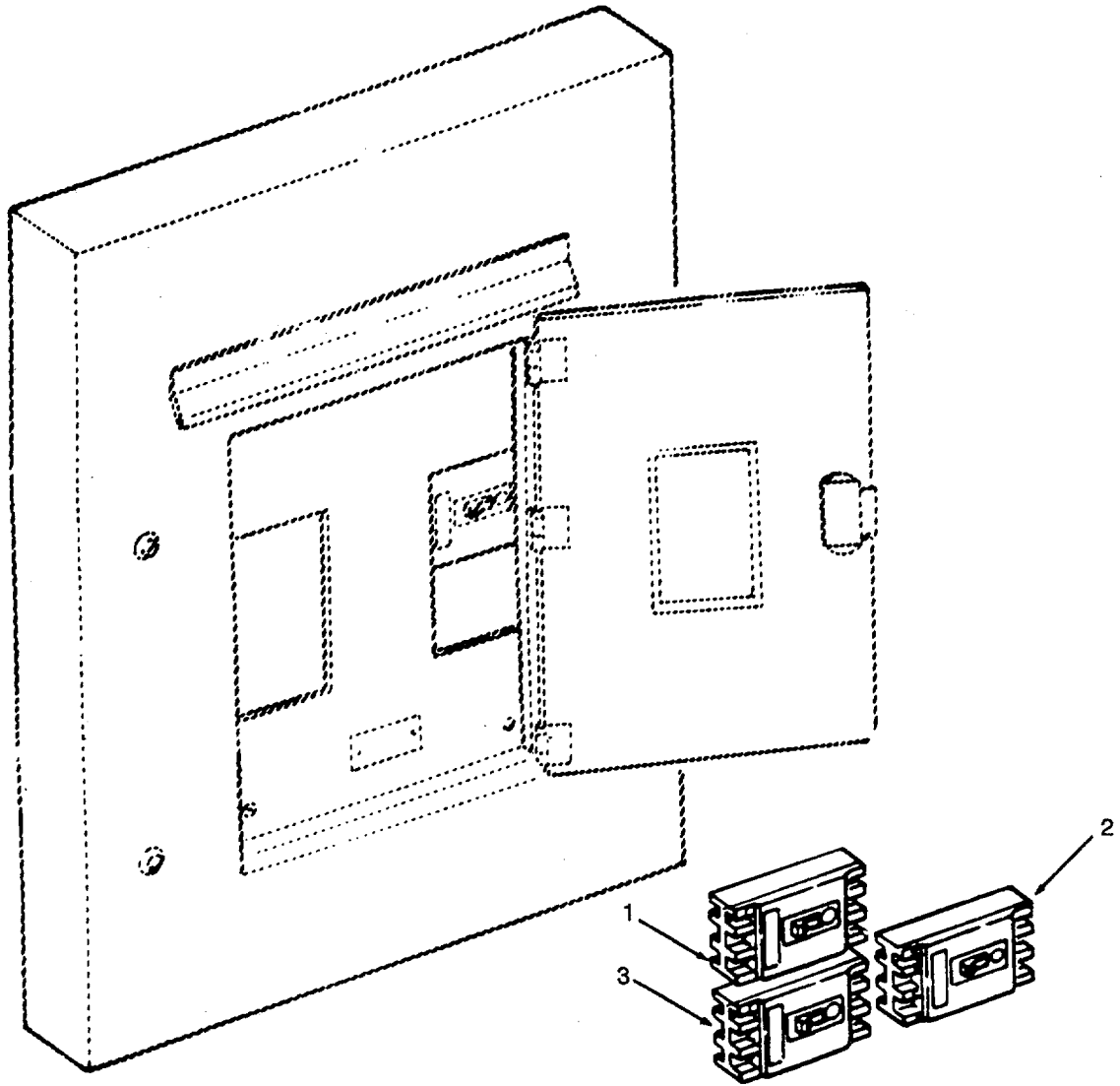


Figure 71. Power Distribution Pane P401.

SECTION II

TM 55-1905-220-20P

(1) ITEM NO	(2) SMR CODE	(3) CAGE C	(4) PART NUMBER	(5) DESCRIPTION AND USABLE ON CODES(UOC)	(6) QTY
-------------------	--------------------	---------------	-----------------------	---	------------

GROUP 02 ELECTIC POWER GENERATION

FIG. 71 POWER DISTRIBUTION PANEL P401

1	PACZZ	89946	EHB3010	CIRCUIT BREAKER CIRCUIT 10AMP 3POLE 50DEG C AMB TYPE AB THRM MAG	10
2	PACZZ	81348	WC375-18-002	CIRCUIT BREAKER 15AMP 3POLE 50DEG C AMB TYPE AB THERM MAG	3
3	PACZZ	81348	WC375-18-003	CIRCUIT BREAKER 20AMP 3POLE 50DEG C AMB TYPE AB THERM MAG	1

END OF FIGURE

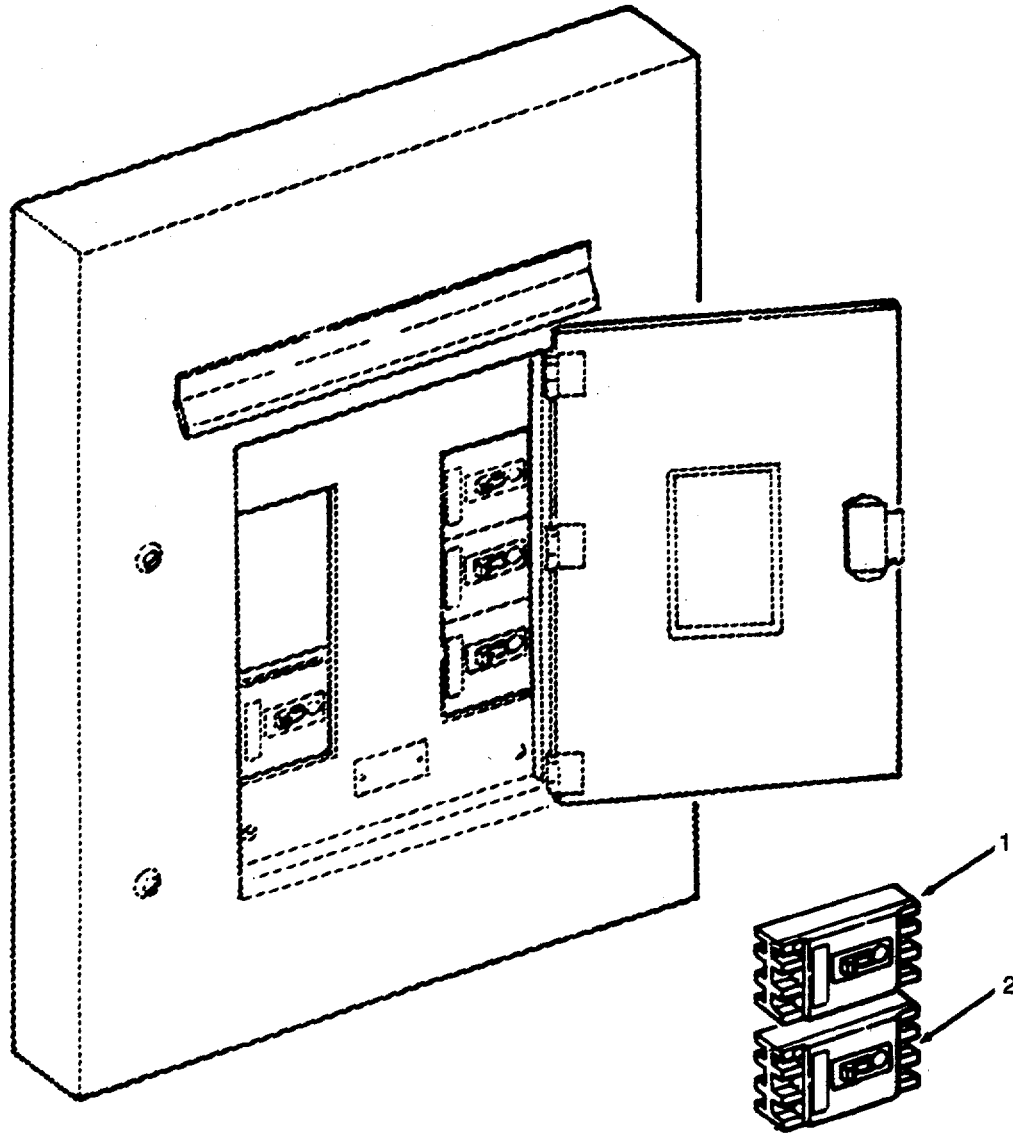


Figure 72. Power Distribution Panel P409.

SECTION II		TM 55-1905-220-20P				
(1)	(2)	(3)	(4)	(5)	(6)	
ITEM	SMR		PART			
NO	CODE	CAGE C	NUMBER	DESCRIPTION AND USABLE ON CODES(UOC)	QTY	
				GROUP 02 ELECTIC POWER GENERATION		
				FIG. 72 POWER DISTRIBUTION PANEL P409		
1	PACZZ	89946	EHB3010	CIRCUIT BREAKER CIRCUIT 10AMP 3 POLE 40DEG C AMB TYPE AB THRM MAG	2	
2	PACZZ	81348	WC375-18-002	CIRCUIT BREAKER 15AMP 3POLE 40DEG C AMB TYPE AB THERM MAG	1	
3	PACZZ	81348	WC375-18-003	CIRCUIT BREAKER 20AMP 3POLE 40DEG C AMB TYPE AB THERM MAG	1	
				END OF FIGURE		

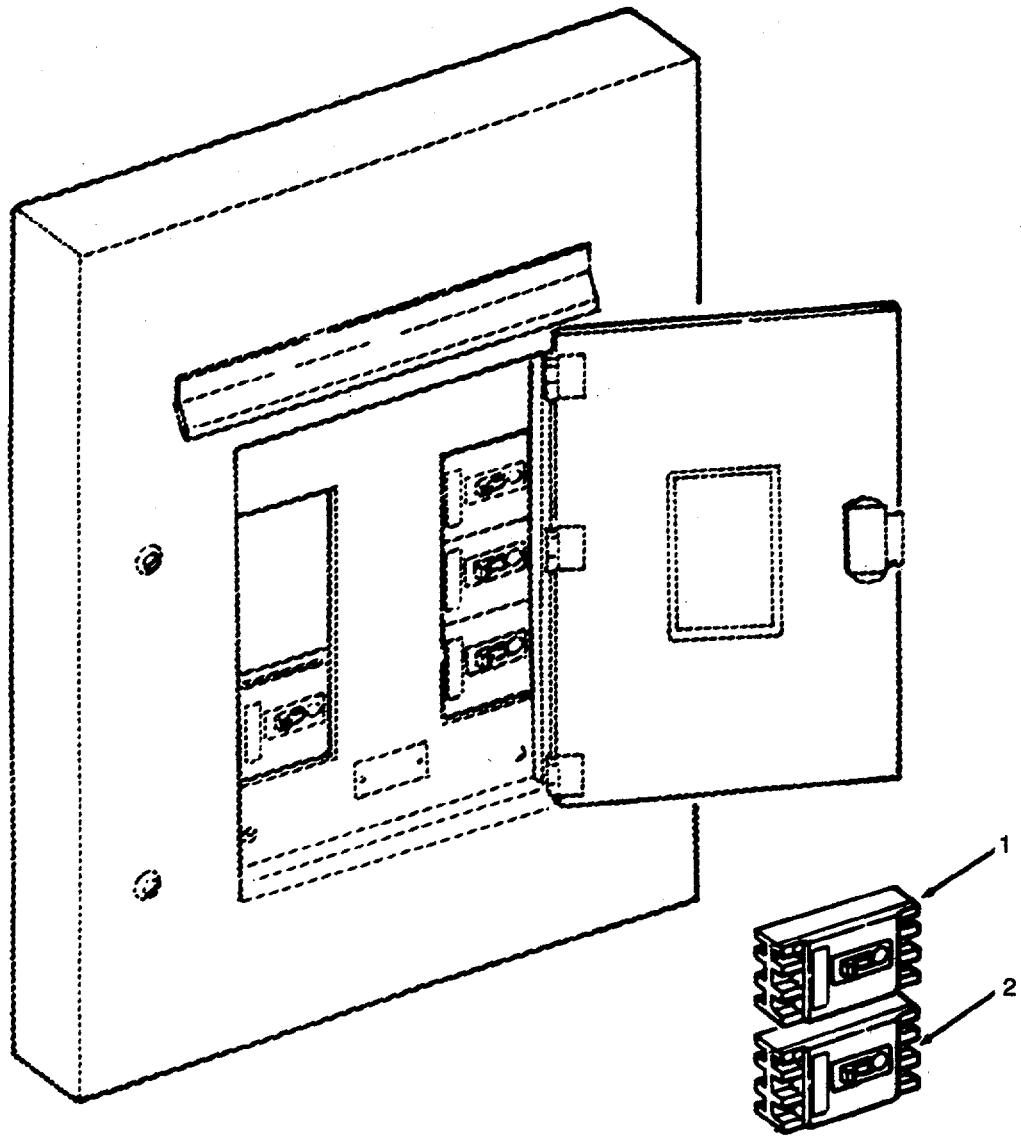


Figure 73. Power Distribution Panel P410.

SECTION II

TM 55-1905-220-20P

(1) ITEM NO	(2) SMR CODE	(3) CAGE C	(4) PART NUMBER	(5) DESCRIPTION AND USABLE ON CODES(UOC)	(6) QTY
-------------------	--------------------	---------------	-----------------------	---	------------

GROUP 02 ELECTIC POWER GENERATION

FIG. 73 POWER DISTRIBUTION PANEL P410

1	PACZZ	89946	EHB3010	CIRCUIT BREAKER CIRCUIT 10AMP 3POLE 40DEG C AMB TYPE AB THRM MAG	4
2	PACZZ	81348	WC375-18-002	CIRCUIT BREAKER 15AMP 3POLE 50DEG C AMB TYPE AB THERM MAG	2

END OF FIGURE

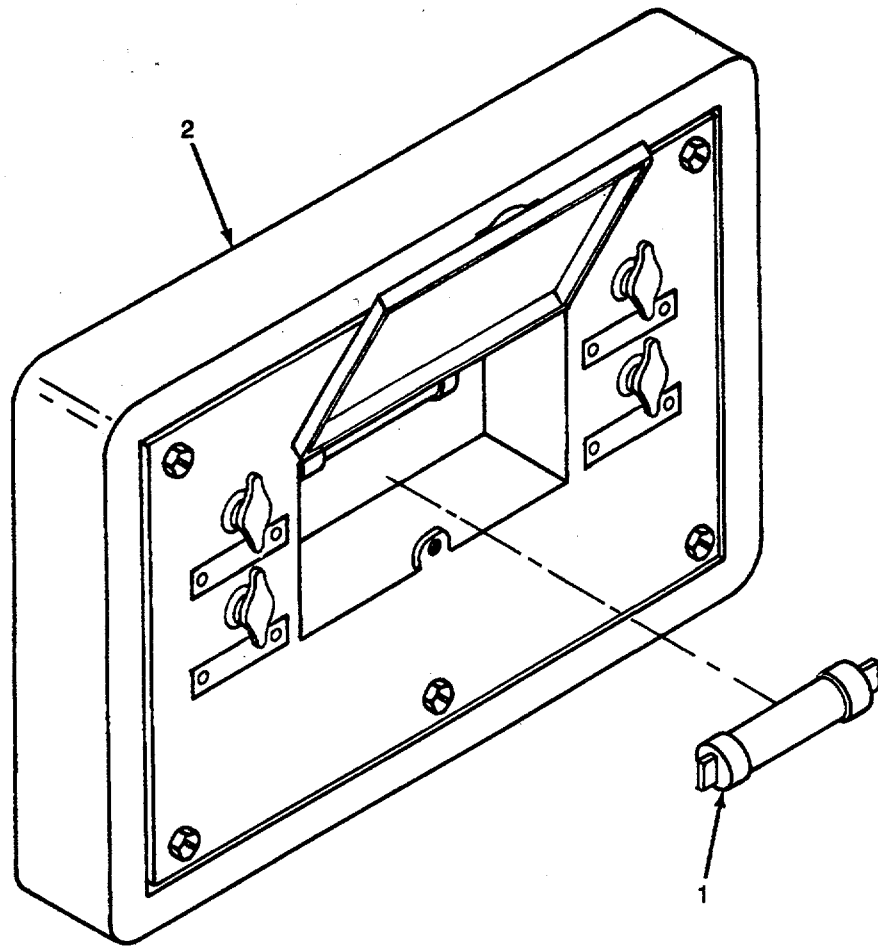


Figure 74. Fuse Panel P-24.

SECTION II

TM 55-1905-220-20P

(1) ITEM NO	(2) SMR CODE	(3) CAGE C	(4) PART NUMBER	(5) DESCRIPTION AND USABLE ON CODES(UOC)	(6) QTY
-------------------	--------------------	---------------	-----------------------	---	------------

GROUP 02 ELECTIC POWER GENERATION

FIG. 74 POWER DISTRIBUTION PANEL P410

I	PACZA	81349	FO9A250V10AS	FUSE,CARTRIDGE 10 A,250 V	2
---	-------	-------	--------------	---------------------------------	---

END OF FIGURE

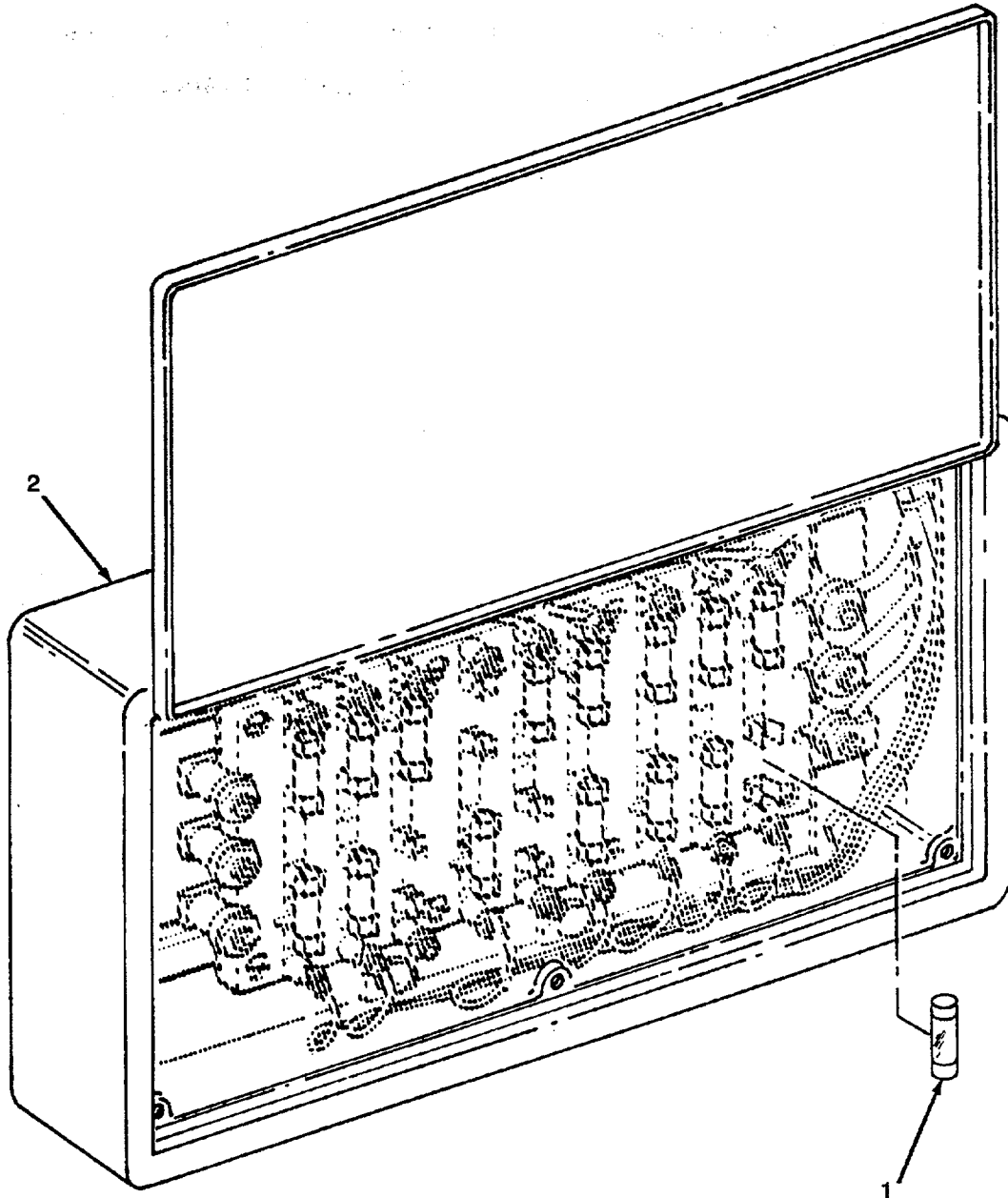


Figure 75. Alarm Distribution Panel.

SECTION II

(1) ITEM NO	(2) SMR CODE	(3) CAGEC	(4) PART NUMBER	(5) DESCRIPTION AND USABLE ON CODES(UOC)	(6) QTY
-------------------	--------------------	--------------	-----------------------	---	------------

GROUP 02 ELECTRIC POWER GENERATION

FIG. 75 ALARM DISTRIBUTION PANEL

1	PACZA	81349	F09A250V2AS	FUSE, CARTRIDGE 2 A.250 V	2
---	-------	-------	-------------	---------------------------------	---

END OF FIGURE

SEE FIGURES
79 THRU 123
FOR BREAKDOWN

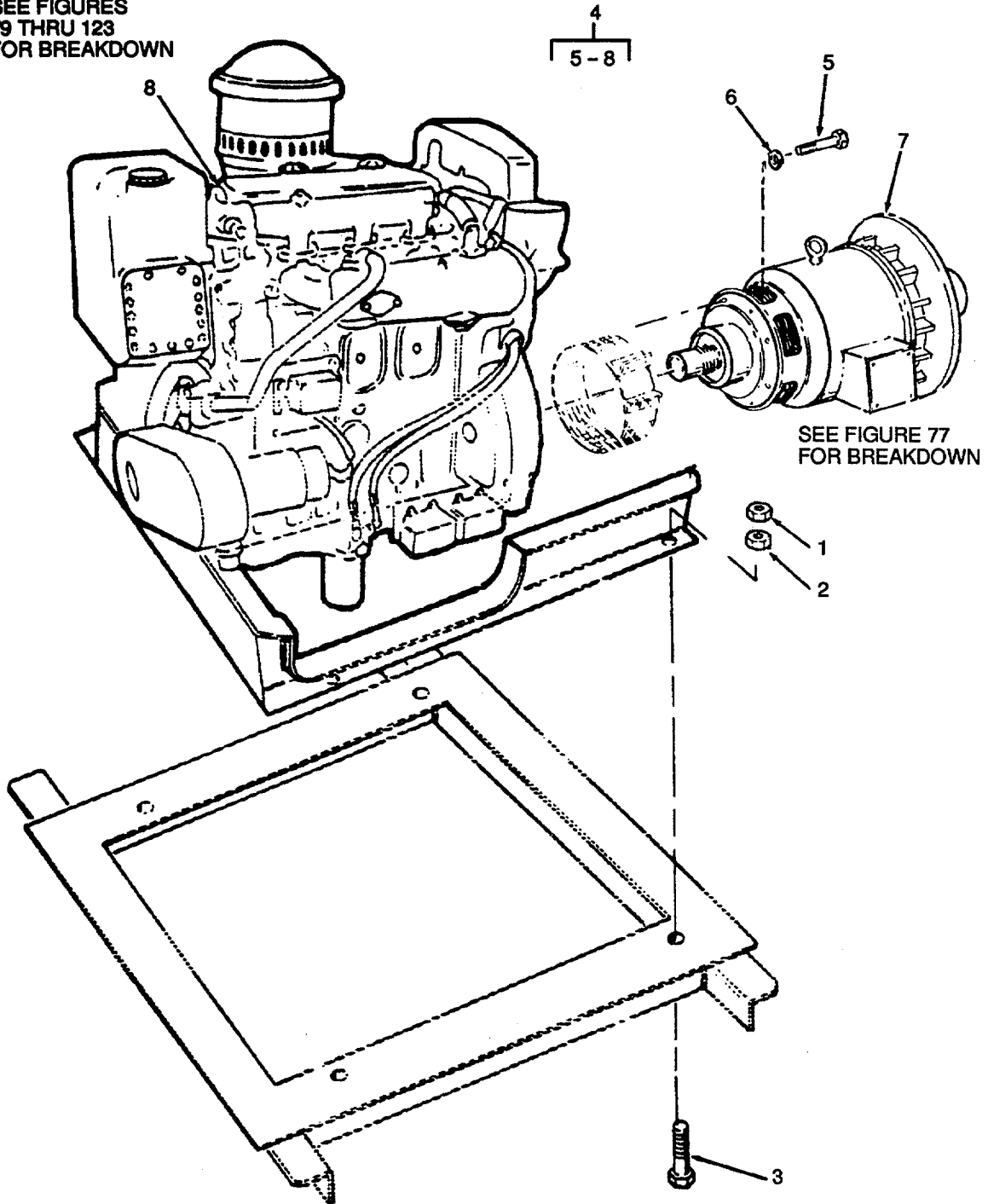


Figure 76. Generator Set Installation.

SECTION II

(1) ITEM NO	(2) SMR CODE	(3) CAGEC	(4) PART NUMBER	(5) DESCRIPTION AND USABLE ON CODES(UOC)	(6) QTY
-------------------	--------------------	--------------	-----------------------	---	------------

GROUP 02 ELECTRIC POWER GENERATION

FIG. 76 GENERATOR SET INSTALLATION

1	PACZZ	96906	MS51922-57	NUT, SELF-LOCKING, HE	8
2	PACZZ	96906	MS51967-23	NUT, PLAIN, HEXAGON	8
3	PACZZ	96906	MS90725-189	SCREW, CAP, HEXAGON H	8
4	PACHH	72582	1033-7000/E6256M 2	GENERATOR SET DIESEL ENGINE DRIVEN.	2
5	XDCZZ	96906	MS90725-63	SCREW CAP HEX HEAD	12
6	PACZZ	96906	MS35338-46	WASHER, LOCK	12

END OF FIGURE

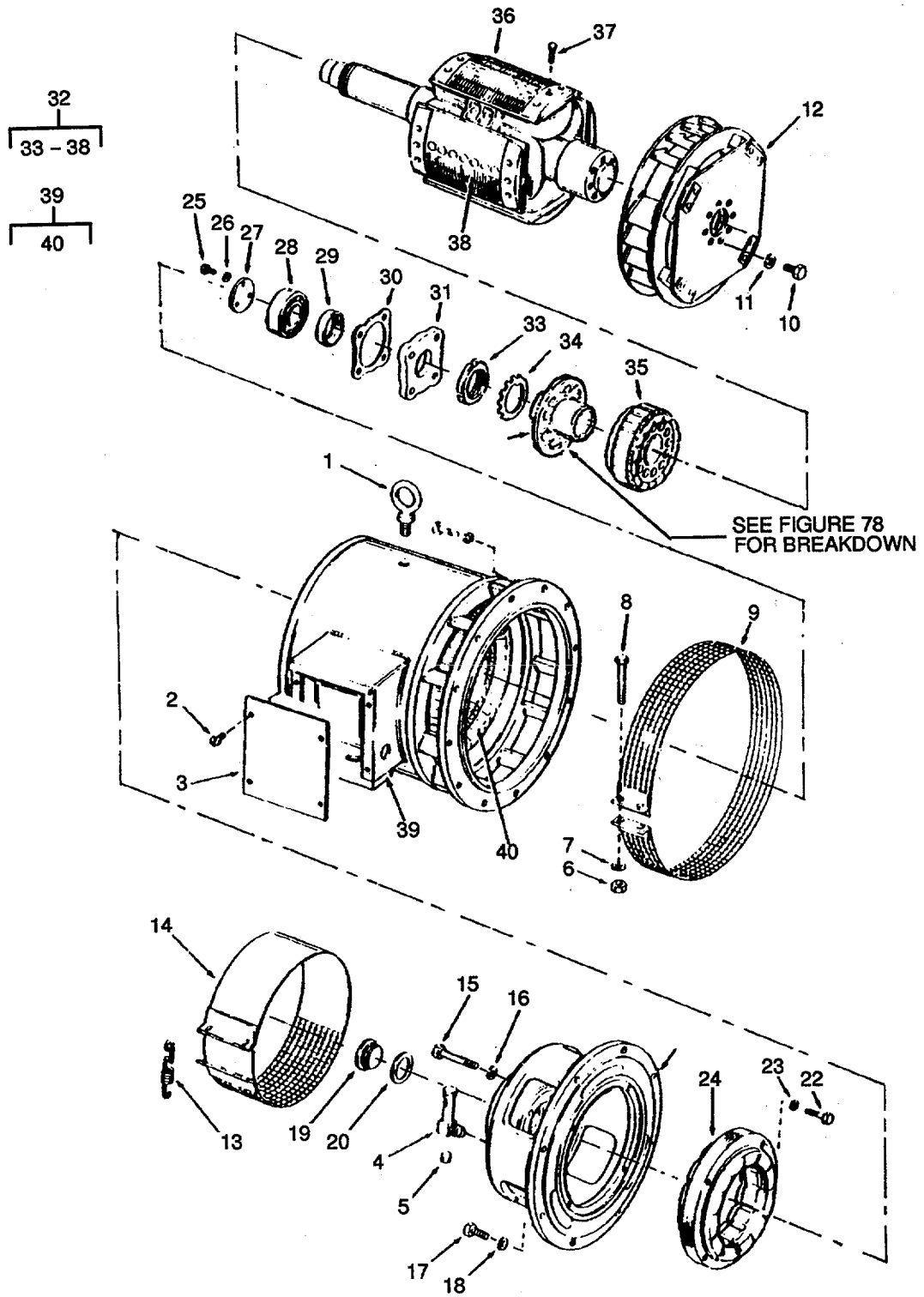


Figure 77. Main Generator Assembly.

SECTION II

(1) ITEM NO	(2) SMR CODE	(3) CAGEC	(4) PART NUMBER	(5) DESCRIPTION AND USABLE ON CODES(UOC)	(6) QTY
-------------------	--------------------	--------------	-----------------------	---	------------

GROUP 02 ELECTRIC POWER GENERATION

FIG. 77 MAIN GENERATOR ASSEMBLY

1	XBCZZ	72560	AA	BOLT EYE GENERATOR LIFTING	1
2	XDCZZ	72560	BB	SCREW MACHINE	4
3	XACZZ	72560	CC	COVER TERMINAL BOX	1
4	PACZZ	72560	5330431	INDICATOR, SIGHT, LIQ LEVEL	1
5	XDCZZ	72560	P	PLUG OIL	1
6	XDCZZ	72560	FF	NUT PLAIN HEX	2
7	XDCZZ	72560	FFA	WASHER LOCK	2
8	XDCZZ	72560	EE	SCREW MACHINE	2
9	XBCZZ	72560	DD	COVER FAN GENERATOR	1
10	PACZZ	72560	9411385	BOLT, MACHINE	12
11	XDCZZ	72560	2A	WASHER LOCK	12
12	XBCZZ	72560	5547209	DISC ASSEMBLY FAN	1
15	XDCZZ	72560	S	SCREW MACHINE	4
16	XDCZZ	72560	SA	WASHER LOCK	4
17	XDCZZ	72560	T	SCREW MACHINE	8
18	XDCZZ	72560	TA	WASHER LOCK	8
19	XBCZZ	72560	Q	PLUG CENTER END FRAME	1

END OF FIGURE

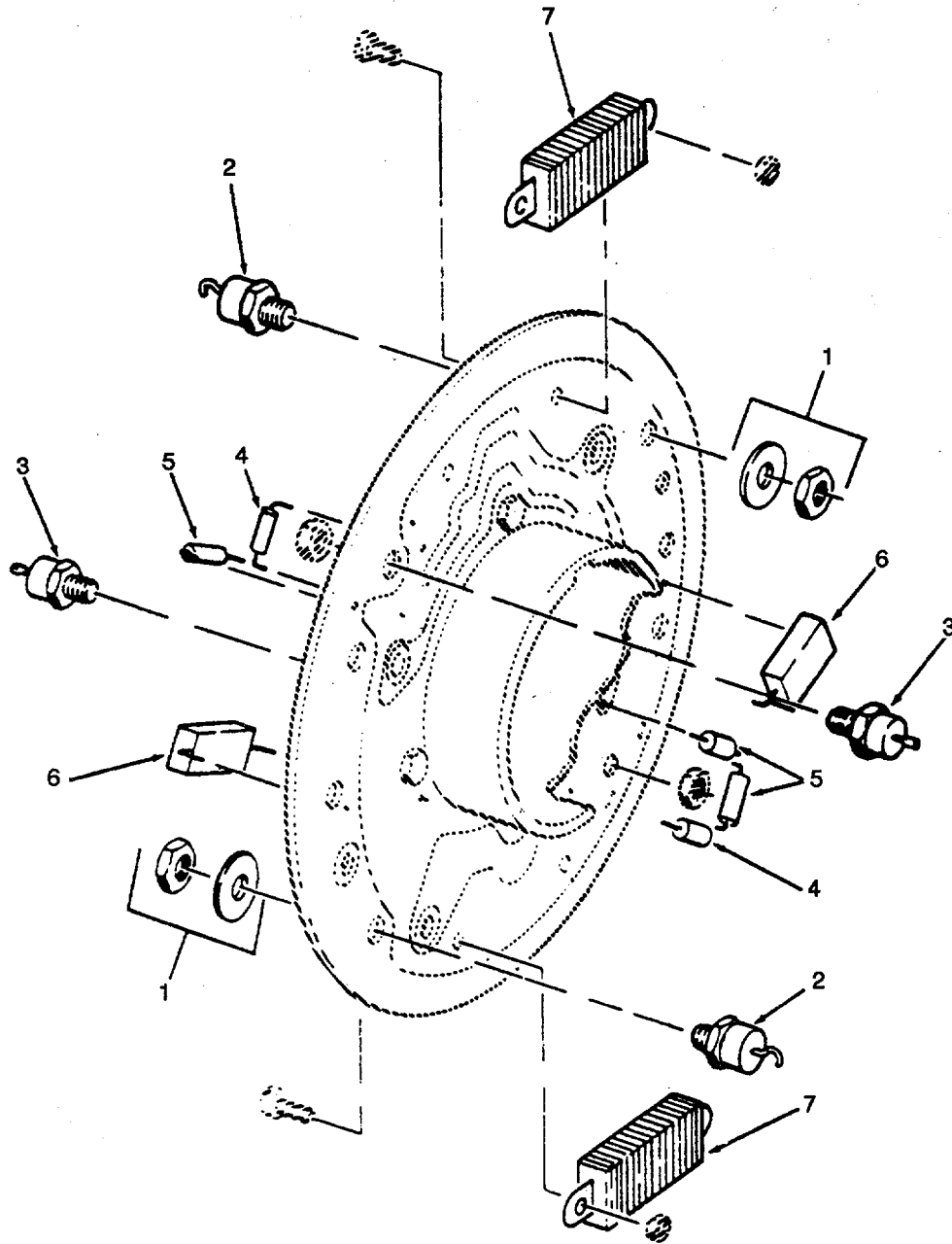


Figure 78. Rotating Rectifier Assembly.

SECTION II

TM 55-1905-220-20P

(1) ITEM NO	(2) SMR CODE	(3) CAGEC	(4) PART NUMBER	(5) DESCRIPTION AND USABLE ON CODES(UOC)	(6) QTY
-------------------	--------------------	--------------	-----------------------	---	------------

GROUP 02 ELECTRIC POWER GENERATION

FIGURE 78 ROTATING RECTIFIER ASSEMBLY

3	XDCZZ	72560	4943597	RECTIFIER SILICON. CONTROLLED	2
---	-------	-------	---------	-------------------------------------	---

END OF FIGURE

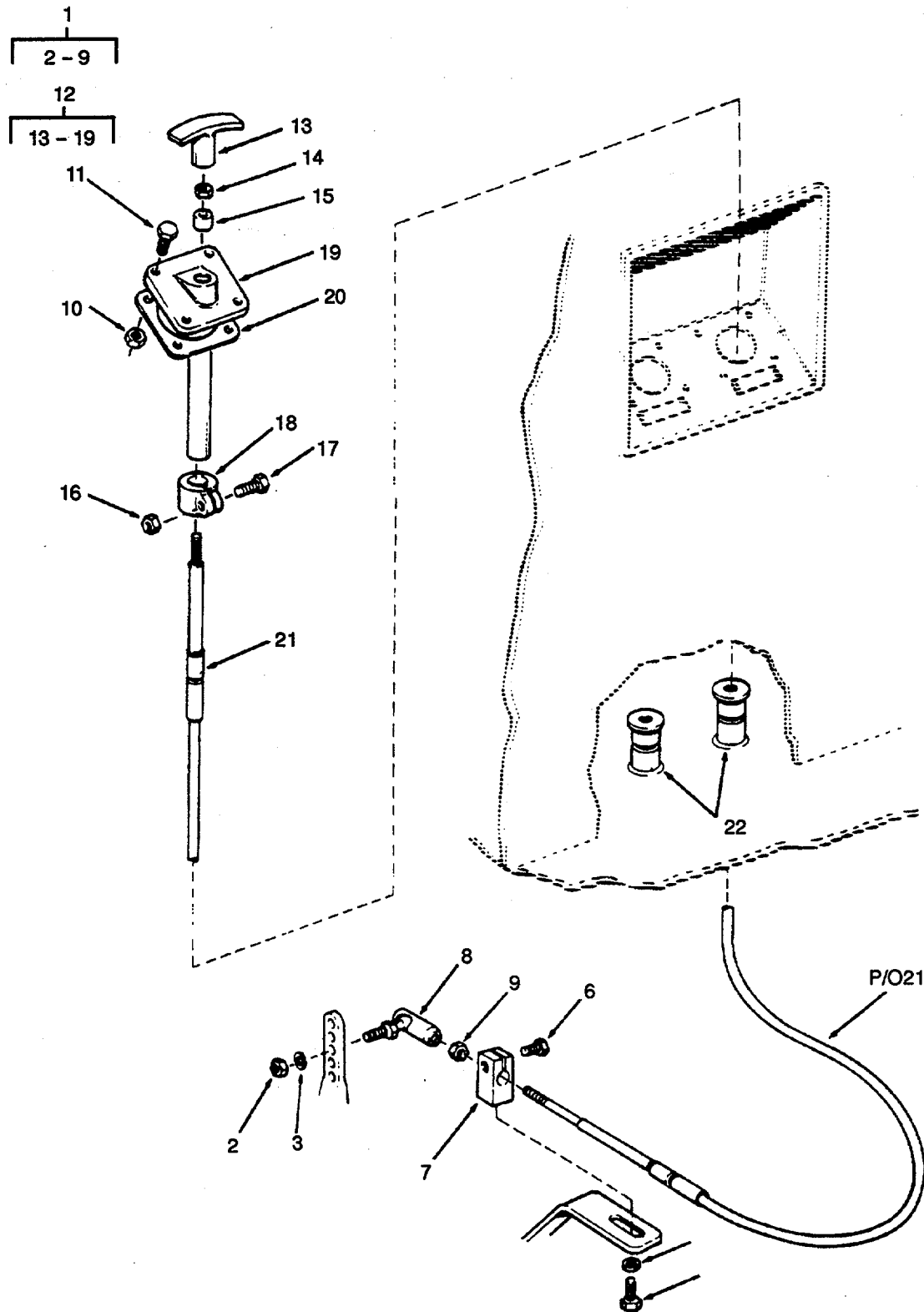


Figure 79. Emergency Shutdown Head and Linkage.

SECTION II

(1) ITEM NO	(2) SMR CODE	(3) CAGEC	(4) PART NUMBER	(5) DESCRIPTION AND USABLE ON CODES(UO C)	(6) QTY
GROUP 02 ELECTRIC POWER GENERATION					
FIG. 79 EMERGENCY SHUTDOWN HEAD AND LINKAGE					
1	PACZZ	86376	C-2926-1	CONNECTOR KIT, CONTR EMERGENCY	1
				CABLE	
2	PACZZ	96906	MS35691-8	NUT, PLAIN, HEXAGON	1
3	PACZZ	96906	MS35338-139	WASHER, LOCK	1
4	PACZZ	86376	1755	SCREW, CAP, HEXAGON H	1
5	PACZZ	96906	MS35338-141	WASHER, LOCK	1
6	PACZZ	86376	259	BOLT, MACHINE MOUNTING	1
7	XDCZZ	86376	2856	CLAMP CABLE	1
8	XACZZ	86376	1725	JOINT BALL	1
9	PACZZ	96906	MS35691-8	NUT, PLAIN, HEXAGON	1
10	PACZZ	96906	MS51969-1	NUT, PLAIN, HEXAGON	4
11	PACZZ	96906	MS35198-71	SCREW, MACHINE COUNTERSUNK HEAD	4
12	XDCZZ	86376	B-2770	GOVERNOR, SHUTDOWN GENERATOR EMERGENCY	1
13	XACZZ	86376	2136	HANDLE T	1
14	PACZZ	96906	MS35691-8	NUT, PLAIN, HEXAGON	1
15	XACZZ	86376	D-1712	BUSHING, SLEEVE	1
16	XACZZ	86376	242	NUT CABLE CLAMP	1
17	XDCZZ	86376	1211	BOLT, MACHINE	1
18	XACZZ	86376	1776	CLAMP CABLE	1
19	XACZZ	86376	2771	TUBE AND BRACKET ASSEMBLY	1
20	XDCZZ	80064	206-4661558-11	GASKET RUBBER 3X4X1/16 INCH	1
21	PACZZ	86376	C1332-15	CABLE STARBOARD GENERATOR ENGINE EMERGENCY SHUTDOWN 15FEET	1
21	PACZZ	86376	C1332-T-20	CABLE PORT GENERATOR ENGINE EMERGENCY SHUTDOWN 20FEET	1
22	XACZZ	80064	206-4661550-2	TUBE STUFFING SIZE	1

END OF FIGURE

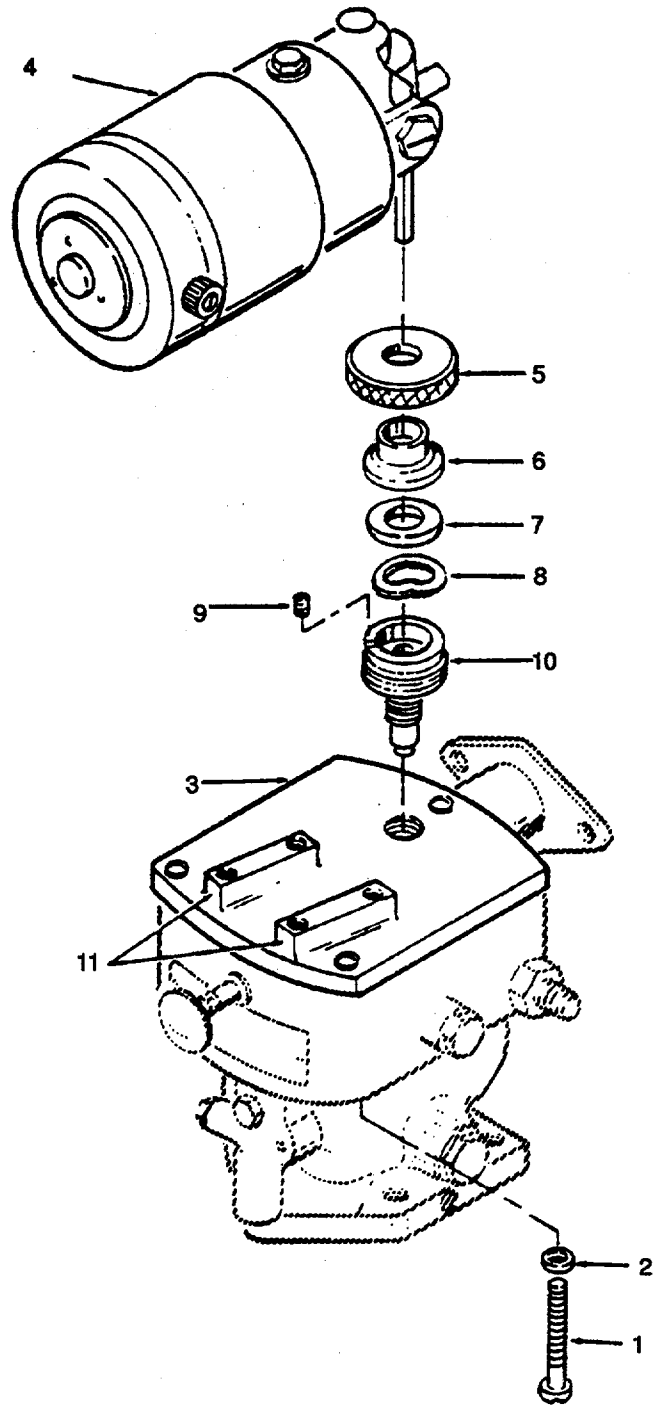


Figure 80. Synchronizing Motor.

SECTION II

(1) ITEM NO	(2) SMR CODE	(3) CAGEC	(4) PART NUMBER	(5) DESCRIPTION AND USABLE ON CODES(UOC)	(6) QTY
-------------------	--------------------	--------------	-----------------------	---	------------

GROUP 02 ELECTRIC POWER GENERATION

FIG. 80 SYNCHRONIZING MOTOR

1	PACZZ	96906	MS35266-66	SCREW, MACHINE FILLISTER HEAD	1
2	PACZZ	96906	MS27183-41	WASHER, FLAT	1
3	XDCZZ	31361	04022-207	COVER GOVERNOR	1
5	XDCZZ	31361	04022-202	COVER GOVERNOR FRICTION	1
11	XDCZZ	72582	5155879	BRACKET, GOVERNOR	1

END OF FIGURE

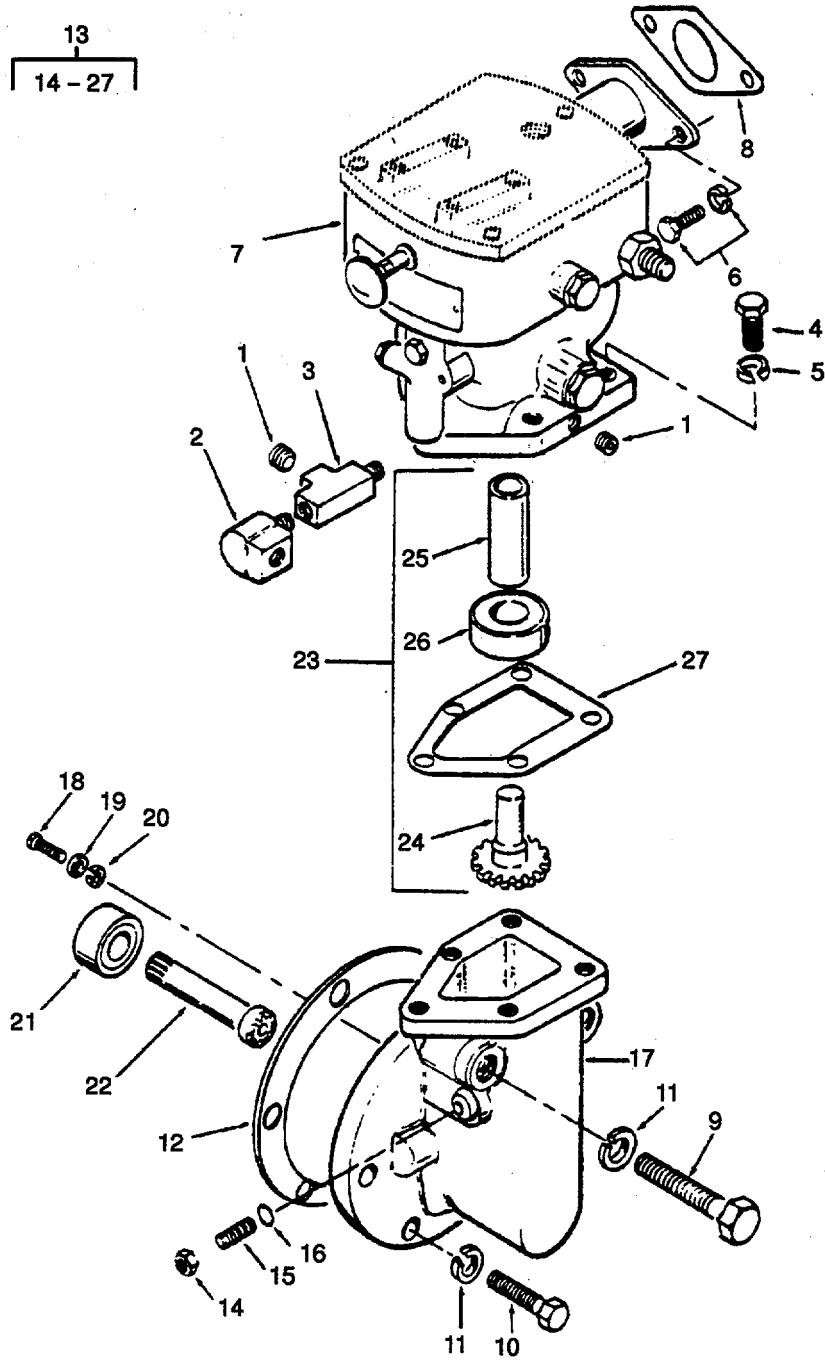


Figure 81. Hydraulic Governor.

SECTION II

(1) ITEM NO	(2) SMR CODE	(3) CAGEC	(4) PART NUMBER	(5) DESCRIPTION AND USABLE ON CODES(UOC)	(6) QTY
-------------------	--------------------	--------------	-----------------------	---	------------

GROUP 02 ELECTRIC POWER GENERATION

FIG. 81 HYDRAULIC GOVERNOR

1	PACZZ	96906	MS20913-25	PLUG, PIPE	1
2	XDCZZ	72582	190367	ELBOW, PIPE INCH 90 DEGREE	1
3	PACZZ	72582	444148	TEE, PIPE	1
4	PACZZ	96906	MS90725-8	SCREW, CAP, HEXAGON H	2
5	PACZZ	96906	MS35338-44	WASHER, LOCK	1
6	PACZZ	81381	5131685	BOLT, ASSEMBLED WASH 5/16-18X7/8.....	6
7	PACHZ	72582	5101888	GOVERNOR ASSEMBLY HYDRAULIC	1
8	PACZZ	72582	5123812	GASKET CYLINDER HEAD PART OF KIT P/N 5193113.....	1
9	PACZZ	96906	MS90725-40	BOLT, MACHINE	2
10	PACZZ	96906	MS90725-39	BOLT, MACHINE	4
11	XDCZZ	96906	MS35338-45	WASHER, LOCK	4
12	PACZZ	72582	5150246	GASKET BLOWER PART OF KIT P/N 5193113	1
27	PACZZ	72582	3224773	GASKET GOVERNOR PART OF KIT P/N 5193113	1

END OF FIGURE

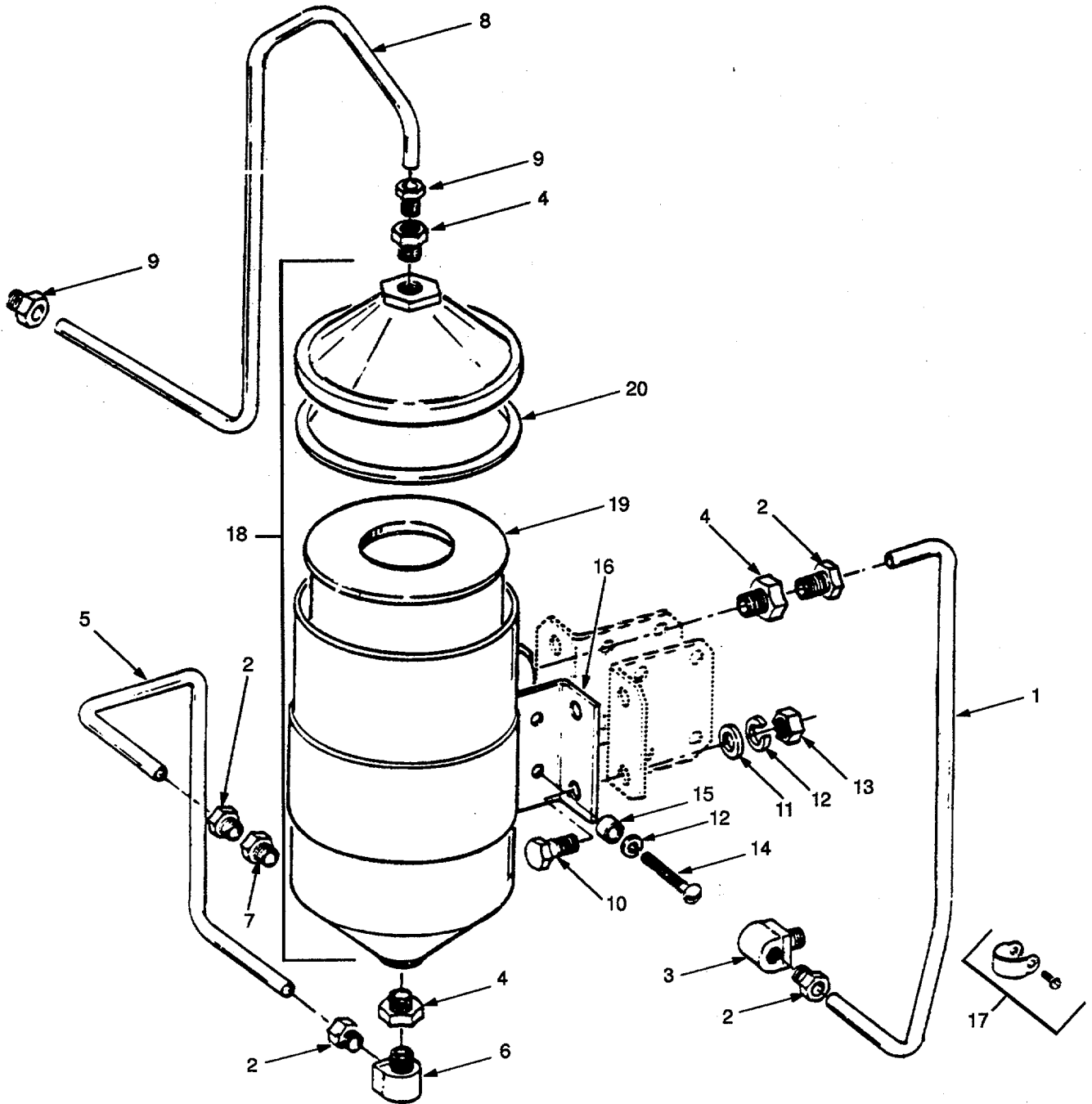


Figure 82. Governor Oil Filter.

SECTION II

(1) ITEM NO	(2) SMR CODE	(3) CAGEC	(4) PART NUMBER	(5) DESCRIPTION AND USABLE ON CODES(UOC)	(6) QTY
-------------------	--------------------	--------------	-----------------------	---	------------

GROUP 02 ELECTRIC POWER GENERATION

FIG. 82 GOVERNOR OIL FILTER

1	XDCZZ	72582	5140412	TUBE BLOCK TO FILTER	1
2	PACZZ	72582	431538	INVERT FLARE, REDUC FLANGE TUBE 1/2 INCH	1
3	PACZZ	72582	188947	ELBOW, PIPE TO TUBE FLANGE TUBE 1/ 2 INCH 90 DEGREE	1
4	XDCZZ	72582	116524	REDUCER PIPE 1/2X1/4 INCH	3
5	XDCZZ	72582	5140297	TUBE RESERVOIR TO GOVERNOR	1
6	XDCZZ	72582	225828	ELBOW.PIPE TO TUBE FLANGE TUBE 1/ 2 INCH 90 DEGREE	1
7	PACZZ	96906	MS39232-4	REDUCER, PIPE	2
8	XDCZZ	72582	5144442	TUBE RESERVOIR OVERFLOW	1
9	XDCZZ	23862	2310225	ADAPTER, STRAIGHT, PI	2
10	PACZZ	96906	MS90726-60	SCREW, CAP, HEXAGON H	4
11	PACZZ	96906	MS27183-13	WASHER, FLAT	4
12	PACZZ	96906	MS35338-46	WASHER, LOCK	4
13	PACZZ	96906	MS51968-8	NUT, PLAIN, HEXAGON	4
14	XDCZZ	96906	MS90726-72	SCREW, CAP, HEXAGON	2
15	XDCZZ	72582	5164789	SPACER OIL FILTER MOUNTING BRACKET 13/32X7/8.....	2
16	XDCZZ	72582	5140665	BRACKET OIL FILTER MOUNTING	1
17	XDCZZ	72582	5138090	CLAMP GOVERNOR OPERATING PRESSURE TUBE	2
18	XDCZZ	72582	5138900	FILTER ASSEMBLY OIL	1
19	PACZZ	72582	9023829	FILTER ELEMENT, FLUI GASKET 2374427 INCLUDED WHEN PROCURING ELEMENT	1
20	PACZZ	72582	2374427	GASKET ELEMENT	1

END OF FIGURE

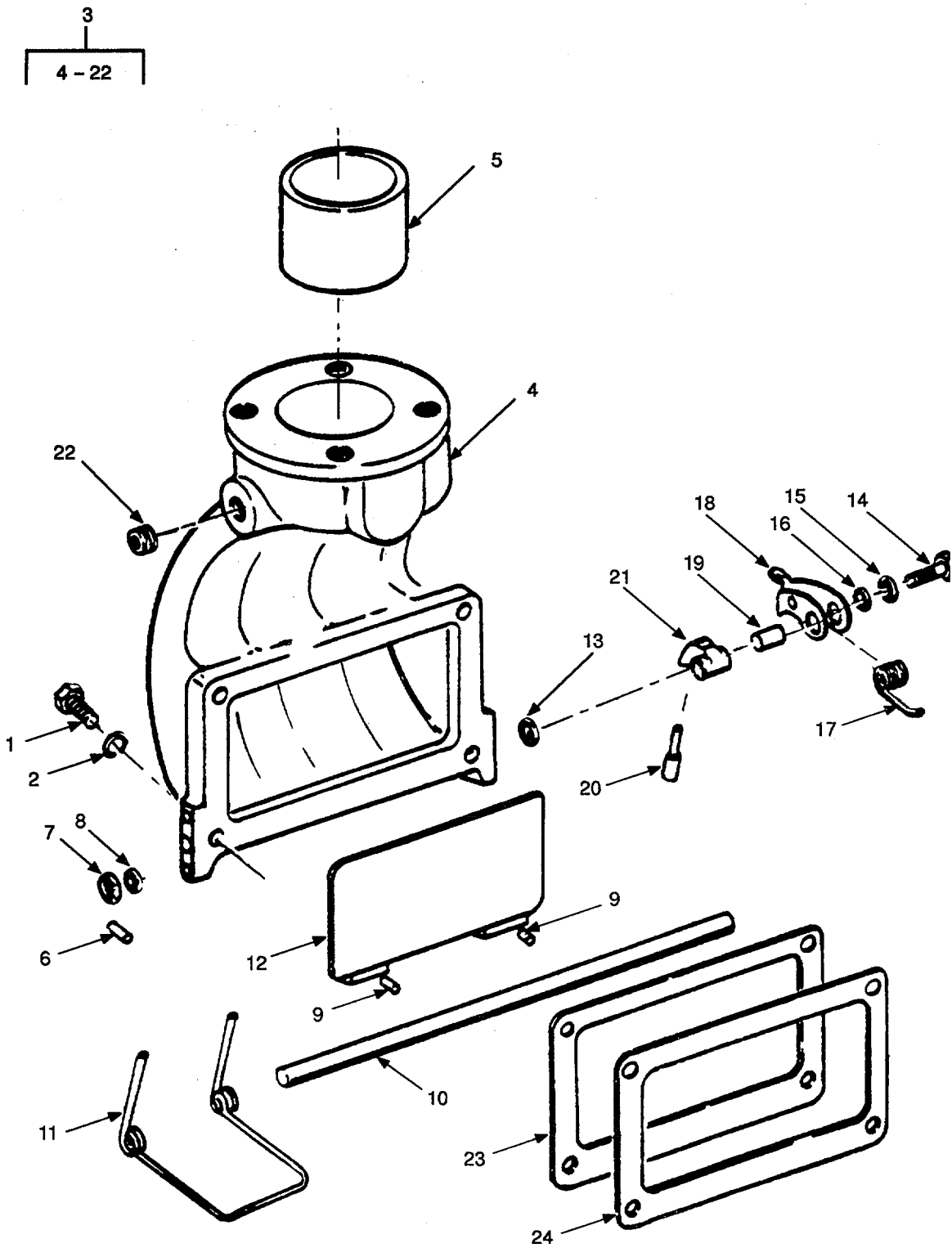


Figure 83. Air Intake.

SECTION II

(1) ITEM NO	(2) SMR CODE	(3) CAGEC	(4) PART NUMBER	(5) DESCRIPTION AND USABLE ON CODES(UOC)	(6) QTY
-------------------	--------------------	--------------	-----------------------	---	------------

GROUP 02 ELECTRIC POWER GENERATION

FIG. 8 AIR INTAKE

1	PACZZ	24617	180127	SCREW, CAP, HEXAGON H 3/8-16X1-5/8.	4
2	PACZZ	96906	MS35338-46	WASHER, LOCK	4
3	XDCFF	72582	5147612	HOUSING ASSEMBLY AIR INLET	1
4	XDCZZ	72582	5147328	HOUSING AIR INLET	1
5	XDCZZ	72582	5158616	SPACER, SLEEVE MOUNTING	1
6	PACZZ	72582	273436	PIN, VALVE	1
7	PACZZ	96906	MS27183-13	WASHER.FLAT	1
8	PACZZ	72582	5182977	PACKING, PREFORMED 3/32X3/8ID	1
9	PACZZ	72582	273436	PIN, VALVE	2
10	XDCZZ	72582	5112969	SHAFT AIR INLET HOUSING SHUTDOWN VALVE.....	1
11	PACZZ	72582	5111904	SPRING, HELICAL VALVE TENSION (INTERNAL).....	1
12	PACZZ	72582	5172029	VALVE AIR INLET HOUSING SHUTDOWN	1
13	PACZZ	72582	5182977	PACKING, PREFORMED 3/32X3/8ID	1
14	PACZZ	72582	179801	SCREW, CAP, HEXAGON H	1
15	PACZZ	96906	MS35338-44	WASHER, LOCK	1
16	PACZZ	96906	MS27183-9	WASHER FLAT	1
17	PACZZ	72582	5112787	SPRING, HELICAL, TORS	1
18	PACZZ	72582	5112785	LATCH, HOUSING VALVE LEVER	1
19	XDCZZ	72582	5113633	SPACER, SLEEVE	1
10	PACZZ	72582	5114974	HANDLE ASSEMBLY, AIR RESET	1
21	PACZZ	72582	5122623	CAM, CONTROL	1
22	PACZZ	96906	MS20913-6S	PLUG, PIPE	2
23	PACZZ	72582	3290577	GASKET HOUSING STRIKER PLATE PART OF KIT P/N 5193113	1
24	XDCZZ	72582	3290576	PLATE AIR INLET HOUSING STRIKER	1

END OF FIGURE

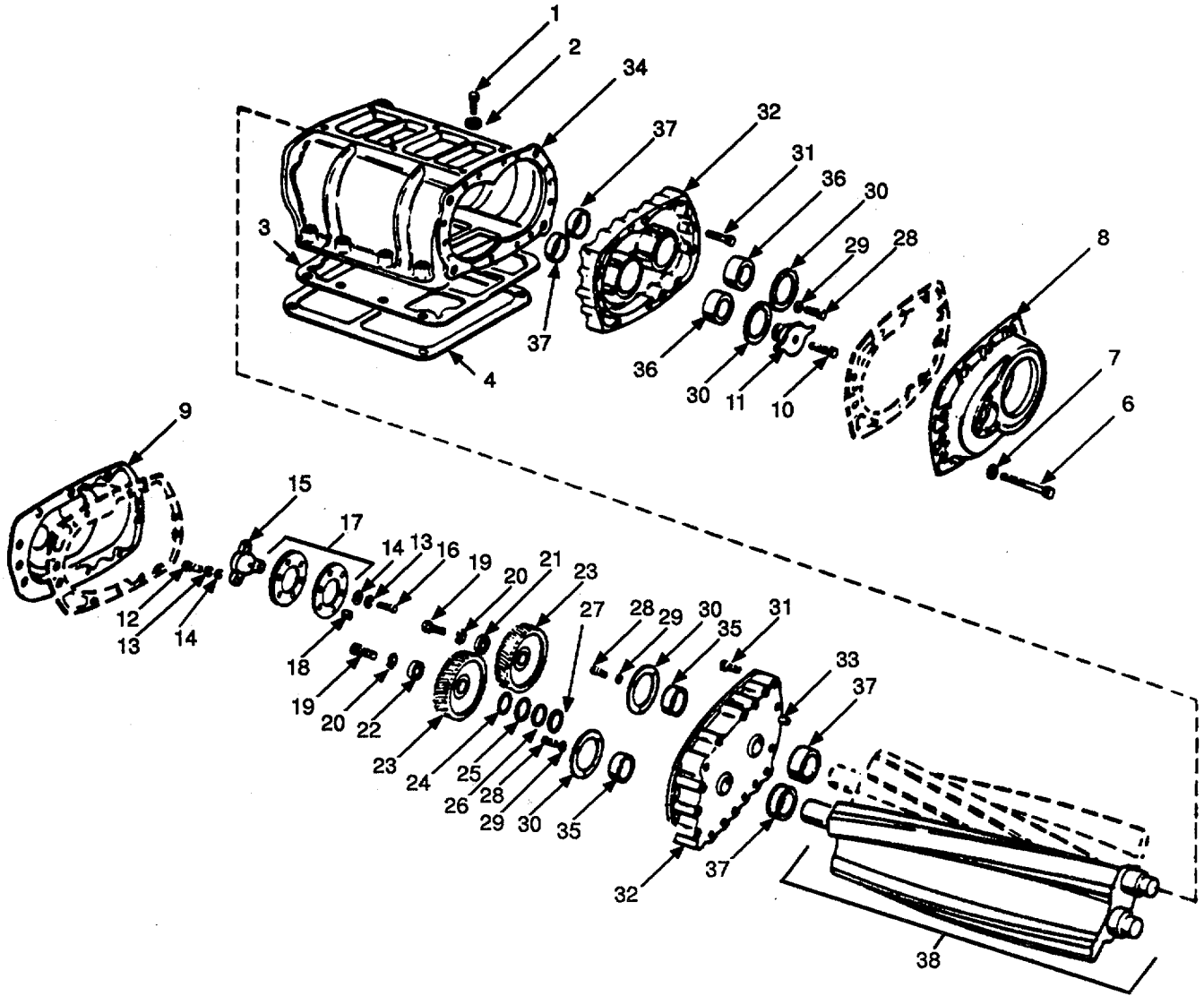
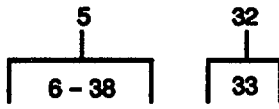
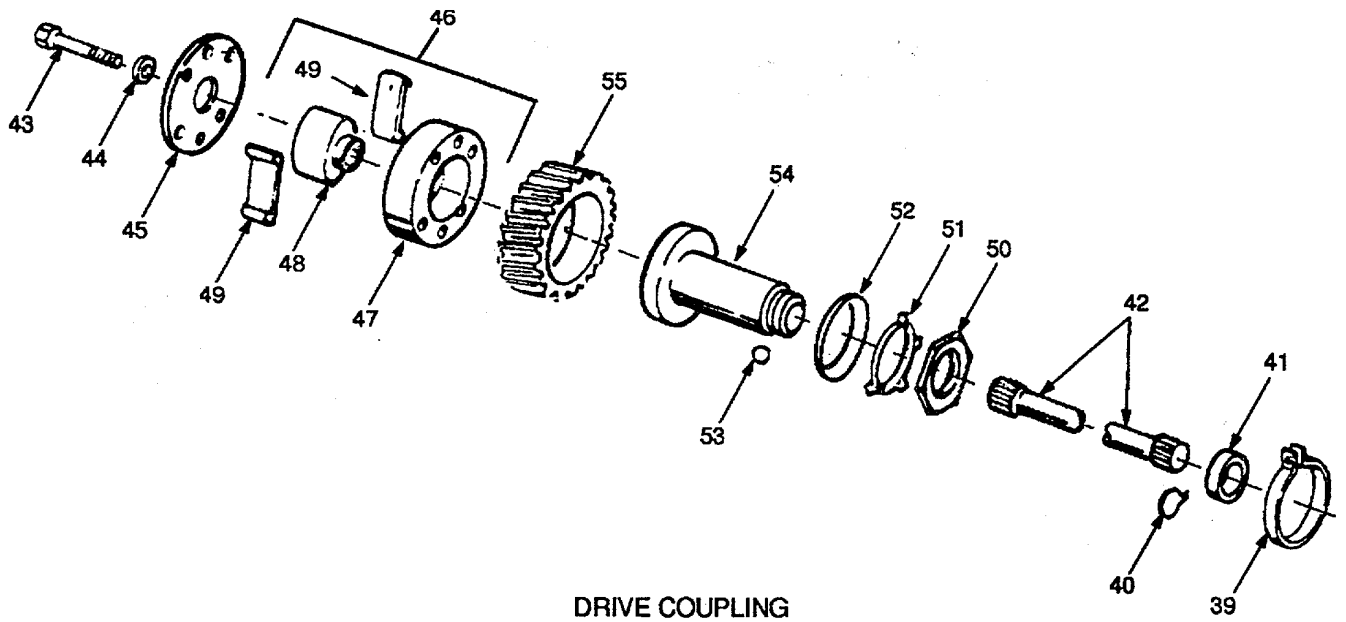


Figure 84. Blower (Sheet 1 of 2).



DRIVE COUPLING

Figure 84. Blower (Sheet 2 of 2).

SECTION II

(1) ITEM NO	(2) SMR CODE	(3) CAGEC	(4) PART NUMBER	(5) DESCRIPTION AND USABLE ON CODES(UOC)	(6) QTY
-------------------	--------------------	--------------	-----------------------	---	------------

GROUP 02 ELECTRIC POWER GENERATION

FIG. 84 BLOWER

1	PACZZ	80204	B1821BH044C200N	SCREW, CAP.HEXAGON H	4
2	PACZZ	96906	MS27183-15	WASHER, FLAT	4
4	PACZZ	72582	5103558	SCREEN AIR INLET	1
5	PACHZ	72582	5120991	BLOWER ASSY, AIR, INT	1
6	XDCZZ	96906	MS90725-42	BOLT, MACHINE	20
7	XDCZZ	96906	MS35338-45	WASHER, LOCK ENGINE ROOM EXHAUST	20
10	PACZZ	96906	MS16998-61	SCREW, CAP, SOCKET	1
11	PACZZ	72582	5122069	COUPLING AND SLINGE WATER PUMP DRIVE GEAR	1
12	PACZZ	72582	5173363	BOLT, EXTERNALLY REL GEAR HUB PLATE TO GEAR	3
13	XDCZZ	96906	MS35338-45	WASHER.LOCK	6
14	PACZZ	96906	MS27183-11	WASHER.FLAT	6
15	PACZZ	72582	5173366	HUB, GEAR GEAR.....	1
16	PACZZ	72582	5173362	BOLT, EXTERNALLY REL GEAR HUB PLATE TO HUB.....	3
17	XDCZZ	72582	5173365	PLATE.RETAINING, SHA GEAR HUB	2
18	PACZZ	72582	5173364	SPACER, SLEEVE	3
19	PACZZ	96906	MS90726-111	SCREW, CAP, HEXAGON	2
20	XDCZZ	96906	MS35338-48	WASHER, LOCK	2
33	PACZZ	72582	5114528	PIN, STRAIGHT	2
39	PACZZ	72582	5138336	CLAMP, HOSE COVER PACKIN G	1
40	PACZZ	72582	5154637	RING, RETAINING SHAFT	1
41	PACZZ	72582	5172865	GASKET.....	1
42	PACZZ	72582	5154638	SHAFT BLOWER DRIVE	1

END OF FIGURE

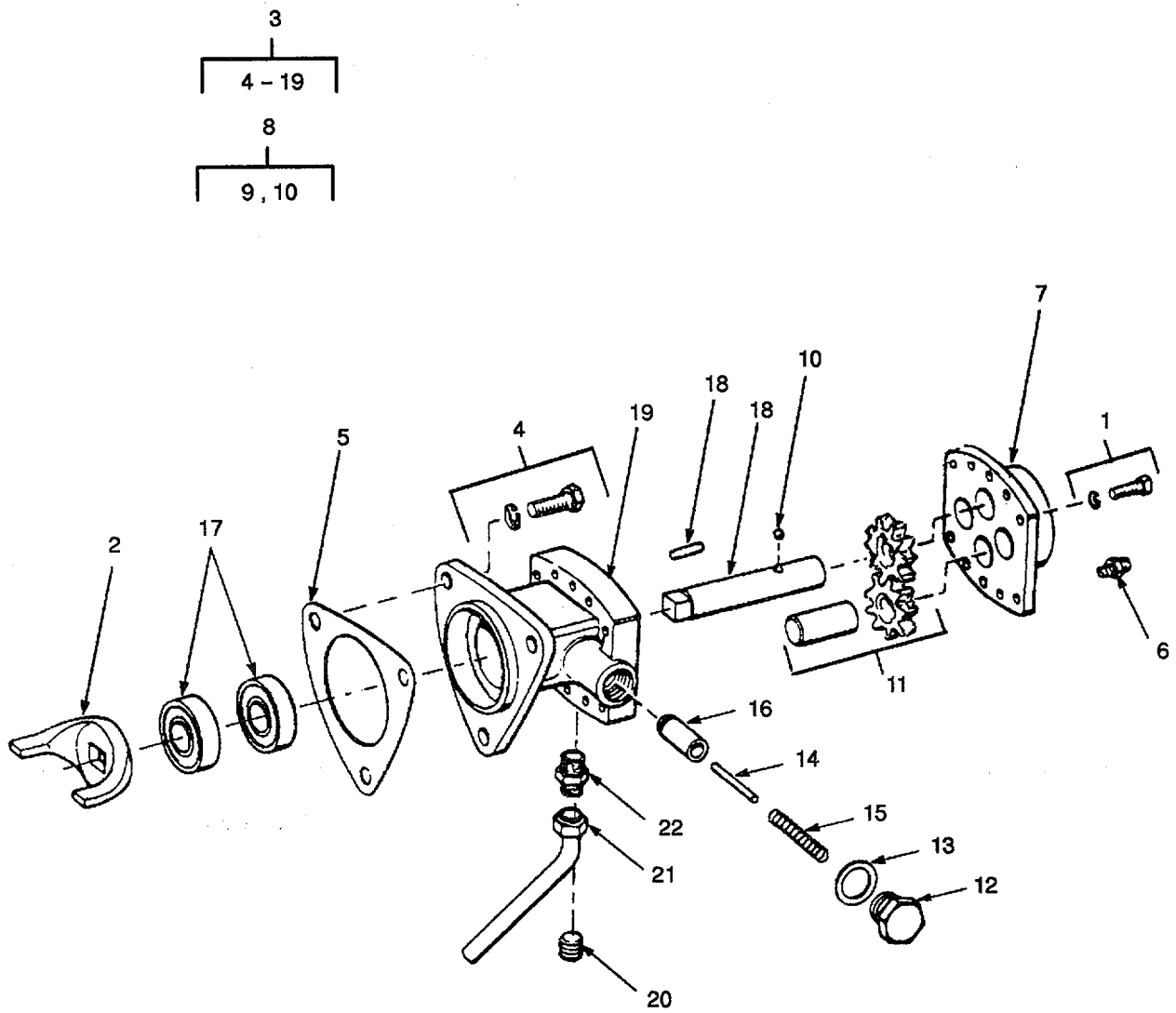


Figure 85. Fuel Pump and Drain.

SECTION II

(1) ITEM NO	(2) SMR CODE	(3) CAGEC	(4) PART NUMBER	(5) DESCRIPTION AND USABLE ON CODES(UOC)	(6) QTY
GROUP 02 ELECTRIC POWER GENERATION					
FIG. 85 FUEL PUMP AND DR AIN					
1	PACZZ	81381	5131685	BOLT, ASSEMBLED WASH W/SEAL	3
2	PACZZ	72582	5150199	WASHER 5/16-18X7/8.....	1
3	PACZZ	72582	5199561	FORK, COUPLING, FUEL	1
4	PACZZ	72582	3719219	PUMP, FUEL, METERING FUEL(3/8 INCH	1
5	PACZZ	72582	5150193	INLET PUMP INCL W/KIT)	8
6	PACZZ	96906	MS39232-2	BOLT, MACHINE	1
7	XDCZZ	72582	5134628	GASKET PART OF KIT P/N 5193113	1
8	PACZZ	72582	5181746	REDUCER, PIPE	1
9	PACZZ	96906	MS19061-3	COVER FUEL PUMP	1
10	PACZZ	72582	5178700	GEARSHAFT.SPUR	1
11	PACZZ	72582	5181747	BALL, BEARING	1
12	PACZZ	72582	5174971	SHAFT, STRAIGHT	1
13	PACZZ	72582	5161003	GEAR, SPUR INCLUDES GEAR NOT	1
14	PACZZ	72582	5184530	PROCURED SEPARATELY.....	1
15	PACZZ	96906	MS16556-838	PLUG, MACHINE THREAD VALVE	1
16	PACZZ	72582	5174973	GASKET VALVE PLUG	1
17	PACZZ	72582	5230007	SPRING, HELICAL, COMP VALVE	1
18	PACZZ	72582	141195	RETAING	1
19	XDCZZ	72582	5113776	PIN, STRAIGHT HEADLESS	1
20	PACZZ	81348	WW-P-471ACABCA	VALVE, RELIEF	1
21	XDCZZ	72582	5158825	SEAL, PLAIN ENCASED	2
22	PACZZ	72582	0442322	PIN, STRAIGHT, HEADLE	2
				BODY FUEL PUMP	1
				PLUG, PIPE	1
				TUBE ASSEMBLY, METAL PUMP DRAIN	1
				ADAPTER, STRAIGHT, PI	1

END OF FIGURE

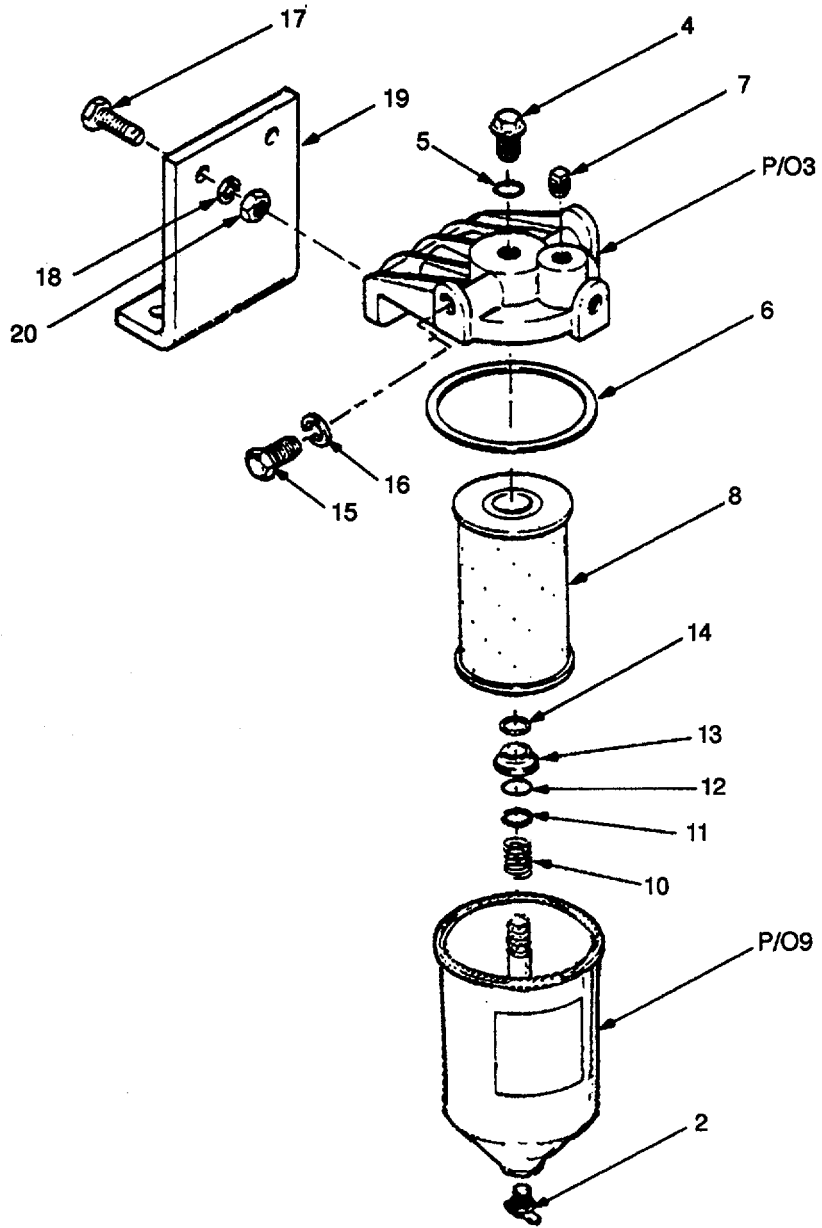
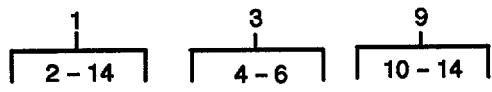


Figure 86. Fuel Filter.

SECTION II

(1) ITEM NO	(2) SMR CODE	(3) CAGEC	(4) PART NUMBER	(5) DESCRIPTION AND USABLE ON CODES(UOC)	(6) QTY
GROUP 02 ELECTRIC POWER GENERATION					
FIG. 86 FUEL FILTER					
1	XDCZZ	72582	5573949	FILTER, FLUID PRESSURE	1
2	PACZZ	96906	MS35782-5	COCK, DRAIN	1
3	XDCZZ	72582	6436254	HEAD, FLUID FILTER COVER PROCURED ONLY WITH ASSEMBLY	1
4	PACZZ	72582	5574118	BOLT, SHOULDER COVER	1
5	PACZZ	72582	1503536	WASHER, FLAT COVER SCREW	1
6	PACZZ	72582	5574161	GASKET COVER SHELL	1
7	PACZZ	96906	MS20913-2S	PLUG, PIPE	1
8	XDCZZ	72582	5573261	ELEMENT GASKETS 5574161 AND 1503536 ALSO SUPPLIED WHEN PROCURING ELEMENT	1
9	XDCZZ	72582	5574125	FILTER BODY, FLUID SHELL	1
10	PACZZ	72582	5574124	PROCURED ONLY WITH ASSEMBLY	1
11	PACZZ	70040	0F209	SPRING, HELICAL ELEMENT	1
12	PACZZ	72582	5574126	SEAT, HELICAL COMPRE ELEMENT SPRING	1
13	PACZZ	72582	5574123	GASKET ELEMENT SEAT	1
14	XDCZZ	72582	5574120	SEAT FUEL FILTER ELEMENT	1
15	XDCZZ	96906	MS90726-62	RETAINER FUEL FILTER ELEMENT SEAT	1
16	PACZZ	96906	MS35338-46	SCREW, CAP, HEXAGON H	2
17	PACZZ	96906	MS90725-60	WASHER, LOCK	2
18	PACZZ	96906	MS35338-46	SCREW, CAP, HEXAGON H	2
19	PACZZ	96906	MS90725-60	WASHER, LOCK	2
20	XDCZZ	72582	5145812	BRACKET FUEL FILTER	1
21	PACZZ	96906	MS51968-8	NUT, PLAIN, HEXAGON	2

END OF FIGURE

1
2-14

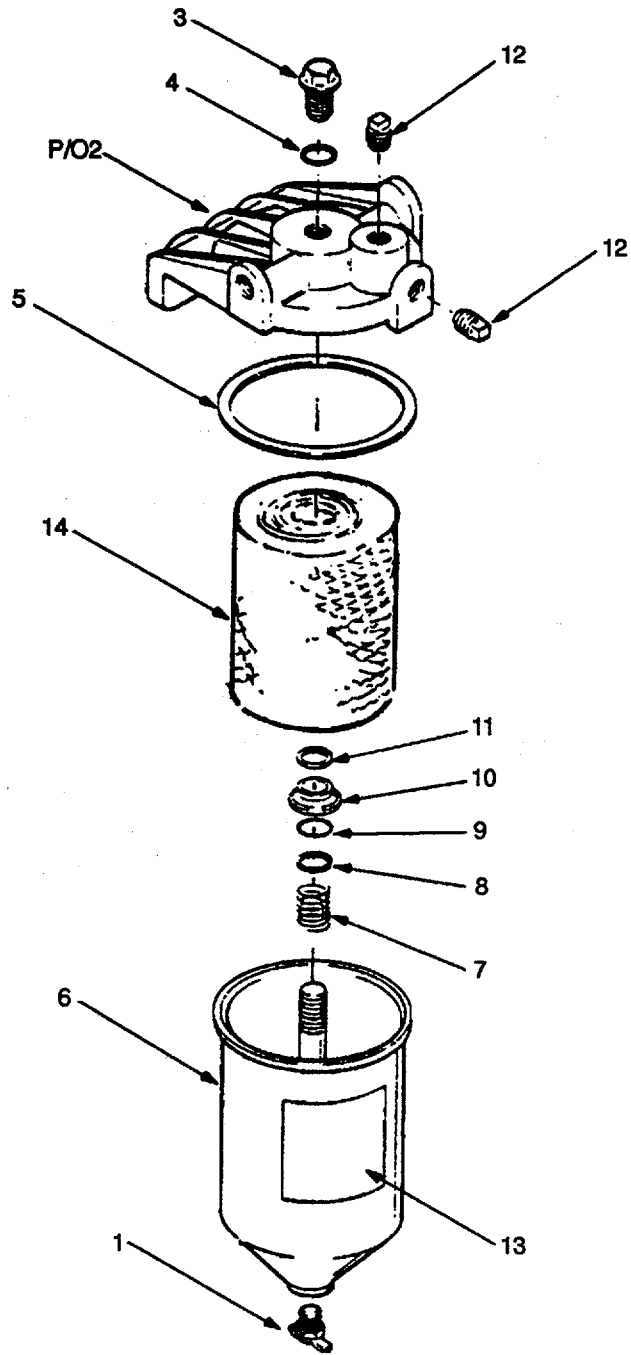


Figure 87. Fuel Strainer.

SECTION II
 (1) (2) (3) (4) (5) (6)
 ITEM SMR CAGEC PART DESCRIPTION AND USABLE ON CODES(UOC) QTY
 NO CODE CAGEC NUMBER

GROUP 02 ELECTRIC POWER GENERATION

FIG. 87 FUEL STRAINER

	PACZZ	72582	5575568	FILTER, FLUID PRESSURE, FUEL	1
1	PACZZ	96906	MS35782-5	COCK, DRAIN	1
2	XDCZZ	72582	6436253	COVER ASSEMBLY FUEL COVER PROCURED ONLY WITH ASSEMBLY	1
3	XDCZZ	72582	6435793	BOLT, FUEL FILTER CO	1
4	PACZZ	70040	6435794	GASKET STRAINER COVER SCREW	1
5	PACZZ	72582	5574161	GASKET STRAINER COVER	1
6	XDCZZ	70040	5577586	FILTER BODY, FLUID	1
7	PACZZ	72582	5574124	SPRING, HELICAL STRAINER	1
8	XDCZZ	70040	OF409	SEAT, HELICAL COMPRE SPRING	1
9	PACZZ	70040	5574126	GASKET ELEMENT	1
10	PACZZ	72582	5574123	SEAT, FUEL, FILTER ELEMENT	1
11	XDCZZ	72582	5574120	RETAINER FUEL STRAINER ELEMENT	1
12	PACZZ	96906	MS20913-2S	PLUG, PIPE SWITCH	2
13	XDCZZ	72582	5193706	DECAL FUEL STRAINER	1
14	PACZZ	81136	AT553	FILTER ELEMENT, FLUI STRAINER	1

END OF FIGURE

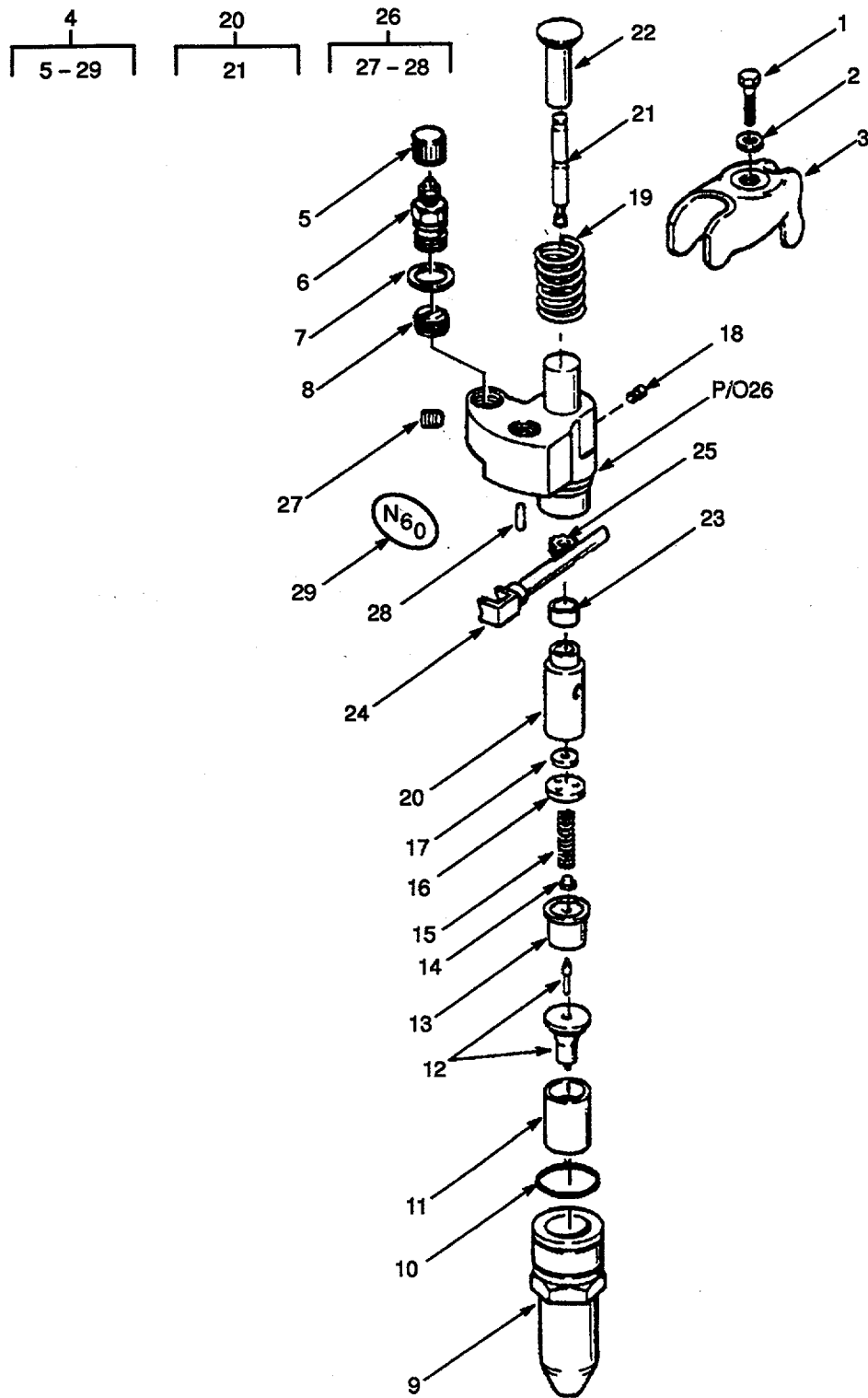


Figure 88. Fuel Injectors.

SECTION II

(1)	(2)	(3)	(4)	(5)	(6)
ITEM	SMR		PART		
NO	CODE	CAGEC	NUMBER	DESCRIPTION AND USABLE ON CODES(UOC)	QTY

GROUP 02 ELECTRIC POWER GENERATION

FIG. 88 FUEL INJECTORS

1	PACZZ	96906	MS90725-66	SCREW, CAP, HEXAGON H	3
2	PACZZ	72582	5150250	WASHER, CONVEX	3
3	PACZZ	72582	5121259	CLAMP INJECTOR	3
4	PACHO	72582	5228760	NOZZLE, FUEL INJECTI FUEL (N65)	3

END OF FIGURE

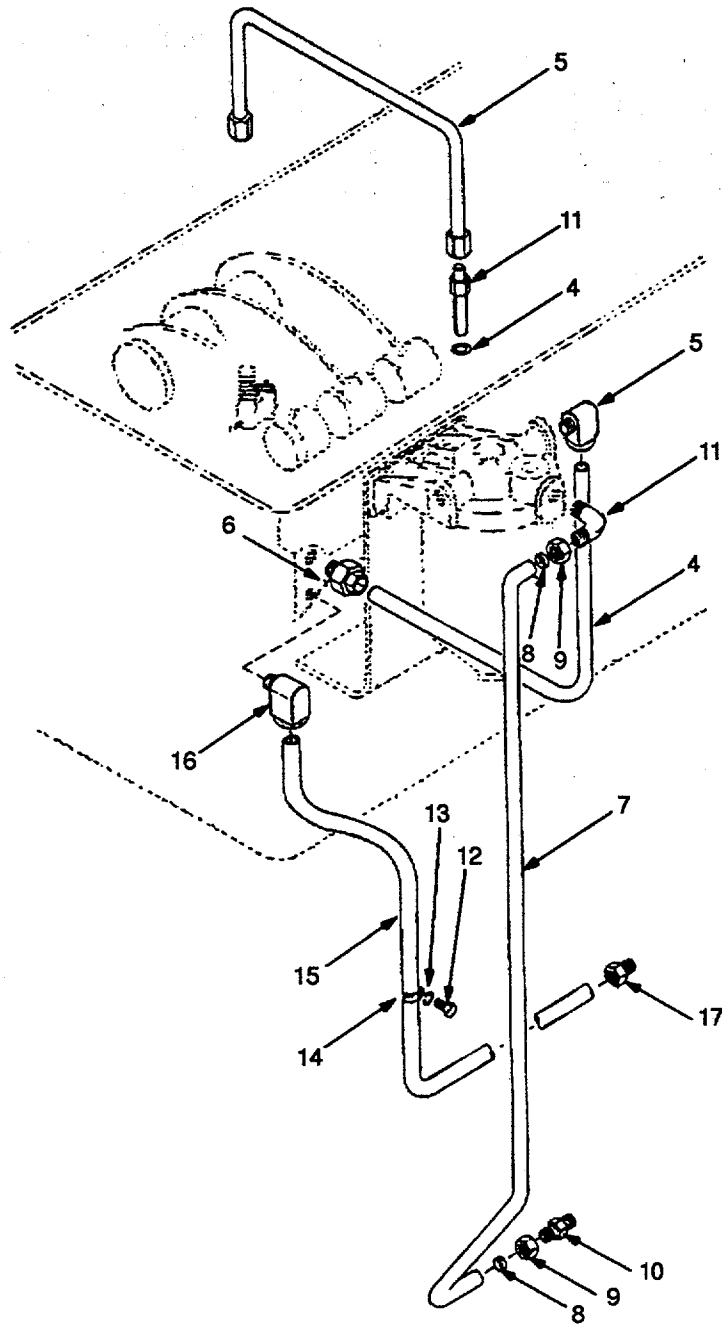


Figure 89. Fuel Lines.

SECTION II

TM 55-1905-220-20P

(1) ITEM NO	(2) SMR CODE	(3) CAGEC	(4) PART NUMBER	(5) DESCRIPTION AND USABLE ON CODES(UOC)	(6) QTY
				GROUP 02	ELECTRIC POWER GENERATION
				FIG. 89	FUEL LINES
1.	PACZZ	72582	5116204	TUBE ASSEMBLY,METAL (INLET AND OUTLET).....	6
2	PACZZ	72582	5152138	ADAPTER,STRAIGHT,TU	6
3	XDCZZ	72582	5152148	WASHER,FLAT CONNECTOR	6
4	XDCZZ	72582	5145834	TUBE ASSEMBLY,METAL CYLINDER HEAD	1
5	PACZZ	72582	193004	ELBOW,PIPE TO TUBE FLARED TUBE	1
				90 DEGREE	
6	PACZZ	72582	442323	CONNECTOR 3/8 INVERTED FLARED	1
				TUBE.....	
7	XDCZZ	72582	5145833	TUBE FUEL PUMP TO FILTER	1
8	PCCZZ	72582	5179938	SEAL,RING SEALASTIC	2
9	PACZZ	72582	5179937	NUT,TUBE COUPLING 3/8	2
10	PACZZ	72582	5138305	ADAPTER,STRAIGHT,PI SEALISTIC	1
11	PACZZ	72582	5138298	ELBOW,PIPE TO TUBE 90 DEGREE	1
				SEALISTIC	
12	XDCZZ	96906	MS90725-58	SCREW,CAP,HEXAGON H	1
13	PACZZ	96906	MS35338-46	WASHER,LOCK	1
14	PACZZ	96906	MS21333-56	CLAMP,LOOP TUBE 5/8 INCH	1
15	PACZZ	72582	5123061	TUBE ASSEMBLY,METAL	1
16	PACZZ	72582	5128921	ELBOW,PIPE TO TUBE TUBE	1
				(RESTRICTED 0.080).....	
17	PACZZ	72582	9432264	ADAPTER,STRAIGHT,PI INVERTED	1
				FLARED TUBE.	

END OF FIGURE

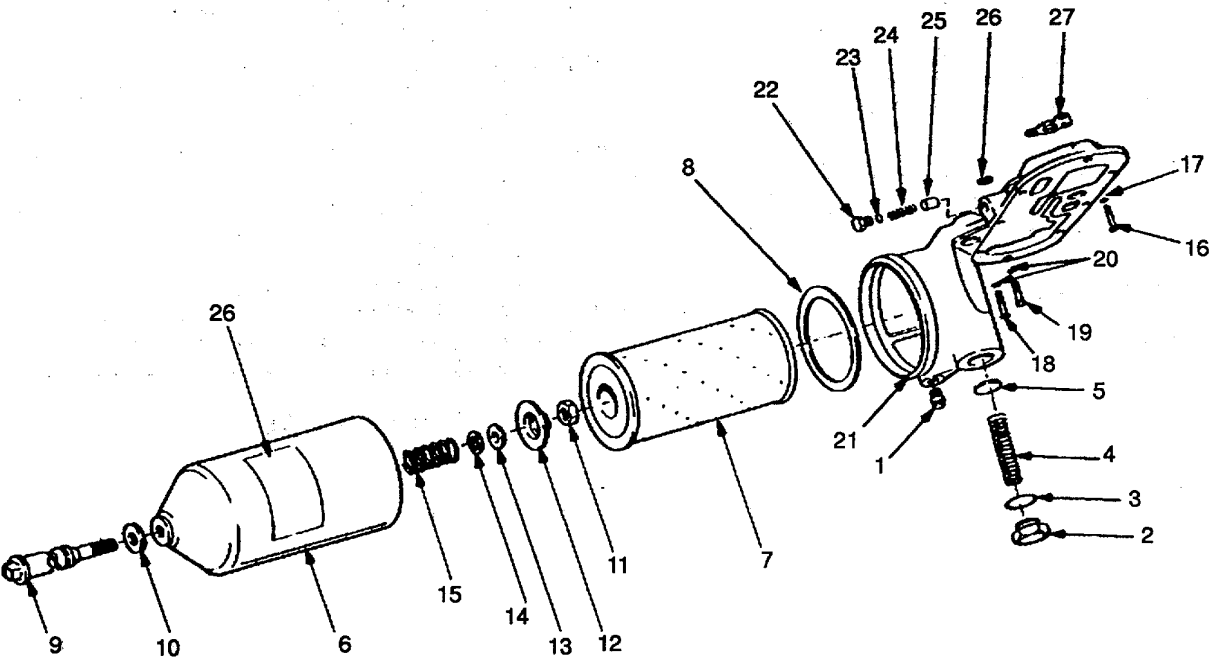


Figure 90. Fuel Filter

SECTION II

TM 55-1905-220-20P

(1) ITEM NO	(2) SMR CODE	(3) CAGEC	(4) PART NUMBER	(5) DESCRIPTION AND USABLE ON CODES(UOC)	(6) QTY
				GROUP 02	ELECTRIC POWER GENERATION
				FIG. 90	OIL FILTER
1	XDCZZ	72582	5194288	FILTER/FLUID	1
2	PACZZ	96906	MS20913-2S	PLUG,PIPE	1
3	PACZZ	72582	5126686	PLUG,MACHINE THREAD BY-PASS	1
4	PCCZZ	72582	5575086	GASKET BY-PASS PLUG	1
5	PACZZ	72582	5133594	SPRING,HELICAL BY-PASS VALVE	1
6	PACZZ	72582	5133431	DISK,VALVE BY-PASS	1
7	XDCZZ	72582	5574008	COVER,FLUID FILTER	1
8	PACZZ	96906	MS35802-3	FILTER ELEMENT,FLUI	1
9	PCCZZ	72582	5571024	GASKET COVER;	1
10	PACZZ	72582	5120740	BOLT,SHOULDER CENTER	1
11	PCCZZ	72582	6437298	GASKET SET	1
12	PACZZ	96906	MS51968-20	NUT,PLAIN,HEXAGON	1
13	XDCZZ	72582	5187309	RETAINER OIL FILTER	1
14	PCCZZ	72582	5187310	GASKET RETAINER	1
15	PACZZ	72582	5154538	SPACER,RING COVER NUT GASKET	1
16	PACZZ	72582	5187308	SPRING,HELICAL	1
17	PACZZ	96906	MS90725-62	SCREW,CAP,HEXAGON H	3
18	XDCZZ	72582	5152148	WASHER,FLAT ADAPTOR MOUNTING	1
19	XDCZZ	96906	MS90725-63	SCREW CAP HEX HEAD	3
20	XDCZZ	96906	MS90726-59	SCREW,CAP,HEXAGON	1
21	PACZZ	96906	MS35338-46	WASHER,LOCK	6
22	XDCZZ	72582	5123636	ADAPTOR OIL COOLER	1
23	PACZZ	72582	5177772	PLUG,MACHINE THREAD BY-PASS	1
24	KFCZZ	04969	H60598	VALVE.....	1
25	PACZZ	72582	5177778	WASHER,FLAT BY-PASS VALVE PLUG	1
26	PACZZ	72582	5177777	GASKET PART OF KIT P/N 5192637	1
27	PCCZZ	72582	5150154	SPRING,HELICAL,COMP BY-PASS	1
				VALVE.....	1
				VALVE,OIL PRESSURE BY-PASS	1
				GASKET ADAPTOR TO BLOCK PART OF	2
				KIT P/N 5193113	1
				WASHER,FLAT ADAPTOR TO BLOCK PART	1
				OF KIT P/N 5193113	1

END OF FIGURE

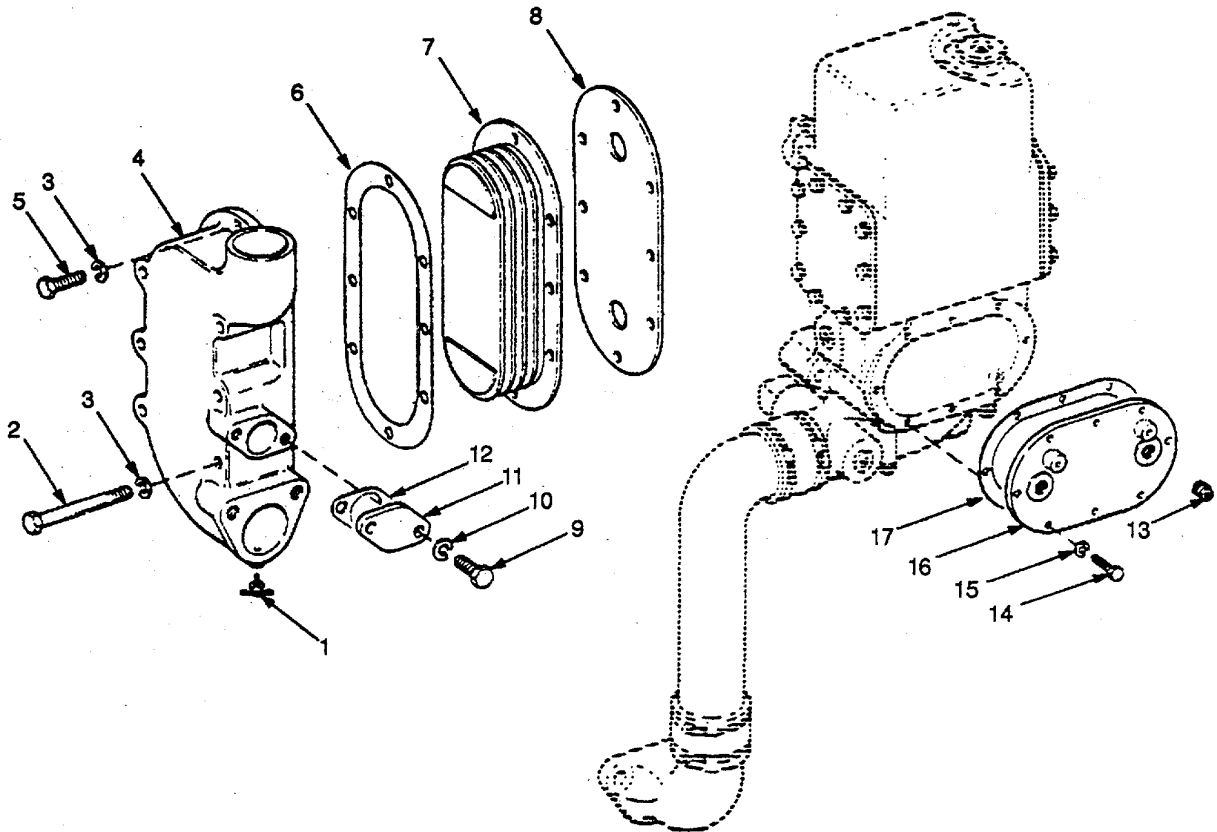


Figure 91. Oil Cooler.

SECTION II **TM 55-1905-220-20P**

(1) ITEM NO	(2) SMR CODE	(3) CAGEC	(4) PART NUMBER	(5) DESCRIPTION AND USABLE ON CODES(UOC)	(6) QTY
GROUP 02 ELECTRIC POWER GENERATION					
FIG. 91 OIL COOLER					
1	PACZZ	96906	MS35782-5	COCK,DRAIN	1
2	XDCZZ	96906	MS90725-44	BOLT,MACHINE	6
3	XDCZZ	96906	MS35338-45	WASHER,LOCK	8
4	XDCZZ	72582	5159482	MANIFOLD,FLUID COOL	1
5	PACZZ	96906	MS90725-36	SCREW,CAP,HEXAGON H	2
6	PACZZ	72582	5150155	GASKET CORE INNER GASKET PART OF KIT P/N 5192637 PART OF KIT P/N 5193113	1
7	XDCZZ	72582	8502549	CORE ASSEMBLY COOLER	1
8	XDCZZ	72582	5154215	GASKET CORE OUTER GASKET PART OF KIT P/N 5192637 PART OF KIT P/N 5193113	1
9	PACZZ	96906	MS90725-34	BOLT,MACHINE	2
10	XDCZZ	96906	MS35338-45	WASHER,LOCK	2
11	XDCZZ	72582	5150364	COVER OIL COOLER WATER HOLE FLANGE	1
12	PCCZZ	72582	5153902	GASKET FLANGE COVER PART OF KIT P/N 5193113.....	1
13	PACZZ	96105	F190038	PLUG,PIPE	2
14	PACZZ	96906	MS90725-34	BOLT,MACHINE	8
15	XDCZZ	96906	MS35338-45	WASHER,LOCK	8
16	XDCZZ	72582	5146505	COVER OIL COOLER HOUSING	1
17	PCCZZ	72582	5144703	GASKET COVER PART OF KIT P/N 519311	1

END OF FIGURE

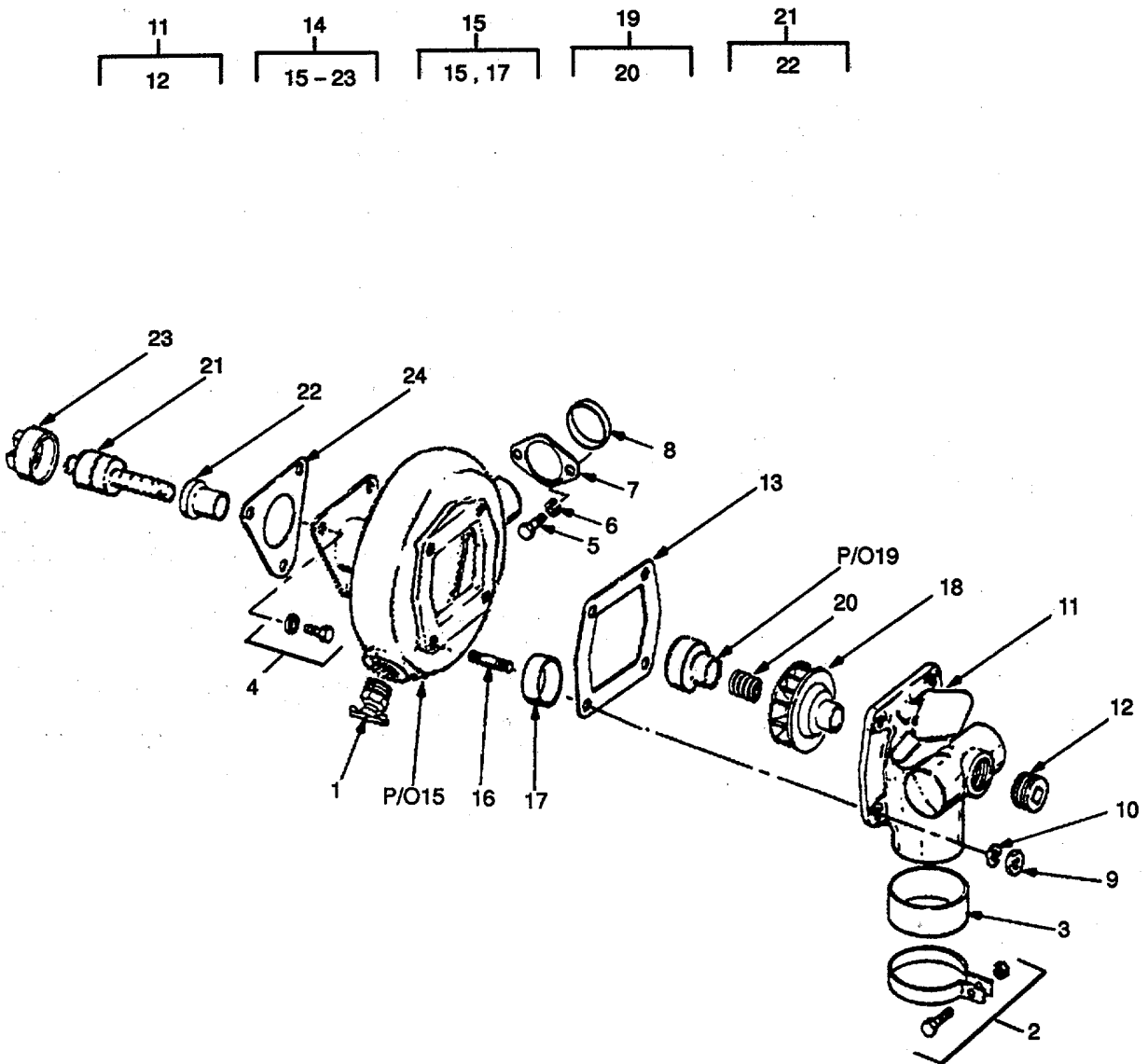


Figure 92. Fresh Water Pump.

SECTION II **TM 55-1905-220-20P**

(1) ITEM NO	(2) SMR CODE	(3) CAGEC	(4) PART NUMBER	(5) DESCRIPTION AND USABLE ON CODES(UOC)	(6) QTY
GROUP 02 ELECTRIC POWER GENERATION					
FIG. 92 FRESH WATER PUMP					
1	PACZZ	96906	MS35782-6	COCK,DRAIN	1
2	PACZZ	96906	MS35842-13	CLAMP,HOSE	1
3	PCCZZ	72582	5159457	PACKING,PREFORMED INLET	1
4	PACZZ	81381	5131685	BOLT,ASSEMBLED WASH	3
5	XDCZZ	96906	MS90725-35	BOLT,MACHINE	2
6	XDCZZ	96906	MS35338-45	WASHER,LOCK	2
7	XDCZZ	72582	5173730	RETAINER,PACKING PUMP OUTLET	1
8	KFCZZ	72582	5150191	PACKING,PREFORMED PART OF KIT P/N 5198307 PART OF KIT P/N K-5193605	1
9	PACZZ	96906	MS51968-2	NUT,PLAIN,HEXAGON	4
10	PACZZ	96906	MS35338-44	WASHER,LOCK	4
11	XDCZZ	72582	5146469	COVER WATER PUMP	1
12	PACZZ	96906	MS20913-6S	PLUG,PIPE	1
13	KFCZZ	72582	5150188	GASKET COVER PART OF KIT P/N 5198307 PART OF KIT P/N 5193113	1
14	XDCZZ	72582	5186576	PUMP ASSEMBLY FRESH	1
15	XDCZZ	72582	5186574	BODY ASSY FRESH WATER PUMP	1
16	XDCZZ	72582	5150182	STUD,PLAIN PUMP BODY	4
17	KFCZZ	72582	5186572	BUSHING,SLEEVE PUMP BODY PART OF KIT P/N 5198307 PART OF KIT P/N K -5193605	1
18	KFCZZ	72582	5126911	IMPELLER FRESH WATER PUMP PART OF KIT P/N 5198307	1
19	XDCZZ	72582	8924297	SEAL,WATERPUMP SEAL PROCURED ONLY WITH ASSEMBLY PART OF KIT P/N 5198307 PART OF KIT P/N K-5193605...	1
20	KFCZZ	72582	5186570	SPRING,HELICAL,COMP PUMP SEAL PART OF KIT P/N 5198307 PART OF KIT P/N K-5193605	1
21	KFCZZ	72582	5136671	SHAFT,WATER PUMP FRESH WATER PART OF KIT P/N 5198307 PART OF KIT P/N K-5193605	1
22	PACZZ	72582	5189041	DEFLECTOR,DIRT AND	1
23	KFCZZ	72582	5114011	COUPLING HALF,SHAFT PART OF KIT P/N 5198307	1
24	KFCZZ	72582	5150193	GASKET PUMP PART OF KIT P/N 5198307	1
	PACZZ	72582	5198307	PARTS KIT,ENGINE WA FRESH WATER PUMP	1
				BUSHING,SLEEVE	(1) 92-17
				COUPLING HALF,SHAFT	(1) 92-23
				GASKET	(1) 92-13
				GASKET	(1) 92-24
				IMPELLER FRESH	(1) 92-18
				PACKING,PREFORMED	(1) 92-8
				SEAL,WATERPUMP	(1) 92-19
				SHAFT,WATER PUMP	(1) 92-21

SECTION II

(1) ITEM NO	(2) SMR CODE	(3) CAGEC	(4) PART NUMBER	(5) DESCRIPTION AND USABLE ON CODES(UOC)	(6) QTY
	PACZZ	18954	K-5193605	SPRING,HELICAL,COMP	(1) 92-20
				PARTS KIT,ENGINE WA FRESH WATER	1
				PUMP SEAL	
				BUSHING,SLEEVE	(1) 92-17
				PACKING,PREFORMED	(1) 92-8
				SEAL,WATERPUMP	(1) 92-19
			-	SHAFT,WATER PUMP	(1) 92-21
				SPRING,HELICAL,COMP	(1) 92-20

END OF FIGURE

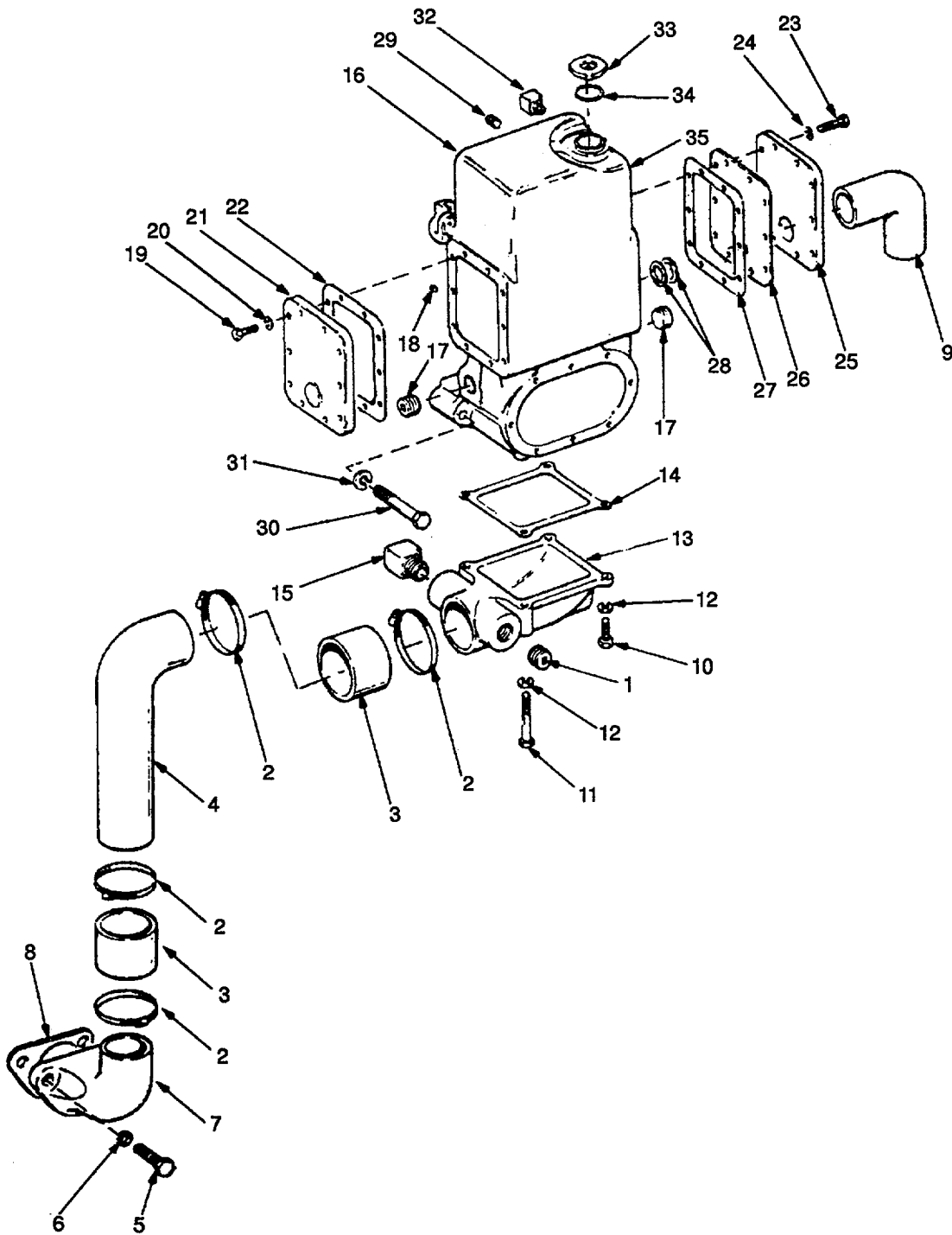


Figure 93. Expansion Tank and Water Connections.

SECTION II

TM 55-1905-220-20P

(1) ITEM NO	(2) SMR CODE	(3) CAGEC	(4) PART NUMBER	(5) DESCRIPTION AND USABLE ON CODES(UOC)	(6) QTY
				GROUP 02	ELECTRIC POWER GENERATION
				FIG. 93	EXPANSION TANK AND WATER CONNECTIONS
1	PACZZ	72582	5142549	PLUG,PIPE	1
2	PACZZ	96906	MS35842-13	CLAMP,HOSE	4
3	PACZZ	72582	5199779	HOSE,PREFORMED CUT TO CORRECT LENGTH OF 2-5/8 INCHES (2 PIECES)	1
4	XDCZZ	72582	5112334	TUBE OIL COOLER WATER INLET PART OF KIT P/N 5193113	1
5	XDCZZ	96906	MS90725-59	SCREW,CAP,HEXAGON	2
6	PACZZ	96906	MS35338-46	WASHER,LOCK	2
7	PACZZ	72582	5113130	CONNECTION,OIL COOLER WATER INLET	1
8	PCCZZ	72582	2206783	GASKET WATER INLET CONNECTION	1
9	XDCZZ	72582	5117674	TUBE HEAT EXCHANGER	1
10	PACZZ	96906	MS90725-62	SCREW,CAP,HEXAGON H	2
11	PACZZ	96906	MS90725-66	SCREW,CAP,HEXAGON H	2
12	PACZZ	96906	MS35338-46	WASHER,LOCK	4
13	PACZZ	72582	5175683	ELBOW,PIPE TO TUBE EXCHANGER WATER OUTLET	1
14	PCCZZ	72582	5167762	GASKET TANK OUTLET CONNECTION	1
15	PACZZ	72582	5146277	PART OF KIT P/N 5193113	1
16	XBCZZ	72582	5167709	CROSS,PIPE TO TUBE EXCHANGER WATER OUTLET	1
17	PACZZ	72582	113177	TANK EXPANSION OIL COOLER HOUSING COVER IS INCLUDED IN FIGURE 91	1
18	PACZZ	96906	MS14314-IX	PLUG,PIPE	2
19	XDCZZ	96906	MS90725-35	PLUG,PIPE	1
20	XDCZZ	96906	MS35338-45	BOLT,MACHINE	10
21	XDCZZ	72582	5186976	WASHER,LOCK	10
22	KFCZZ	72582	5167764	COVER HEAT EXCHANGER BLANK	1
23	XDCZZ	96906	MS90725-35	GASKET HEAT EXCHANGER PART OF KIT P/N 5192637 PART OF KIT P/N 5193113	1
24	XDCZZ	96906	MS35338-45	BOLT,MACHINE	10
25	XDCZZ	72582	5167741	WASHER,LOCK	10
26	PACZZ	72582	5167766	COVER,OUTLET,FLUID EXCHANGE OUTLET	1
27	KFCZZ	72582	5167764	RING,RETAINER EXCHANGER SEAL	1
28	KFCZZ	72582	5167746	GASKET HEAT EXCHANGER PART OF KIT P/N 5192637 PART OF KIT P/N 5193113	1
29	PACZZ	96906	MS20913-8S	PACKING,PREFORMED PART OF KIT P/N 5192637	2
30	PACZZ	96906	MS51095-420	PLUG,PIPE	1
31	XDCZZ	96906	MS35338-48	SCREW,CAP,HEXAGON H	2
32	PACZZ	72582	9432245	WASHER,LOCK	2
33	PACZZ	72582	850901	ELBOW,PIPE TO TUBE FLARED TUBE 5/ 16 INCH 90 DEGREE	1
34	PCCZZ	72582	5118061	CAP,FILLER OPENING 2-1/16 ID	1
				GASKET TANK NECK (WITH 2-1/16 CAP) PART OF KIT P/N 5193113	1

SECTION II

TM 55-1905-220-20P

(1)	(2)	(3)	(4)	(5)	(6)
ITEM	SMR		PART		
NO	CODE	CAGEC	NUMBER	DESCRIPTION AND USABLE ON CODES(UOC)	QTY
35	XDCZZ	72582	5118060	FILLER NECK	1

END OF FIGURE

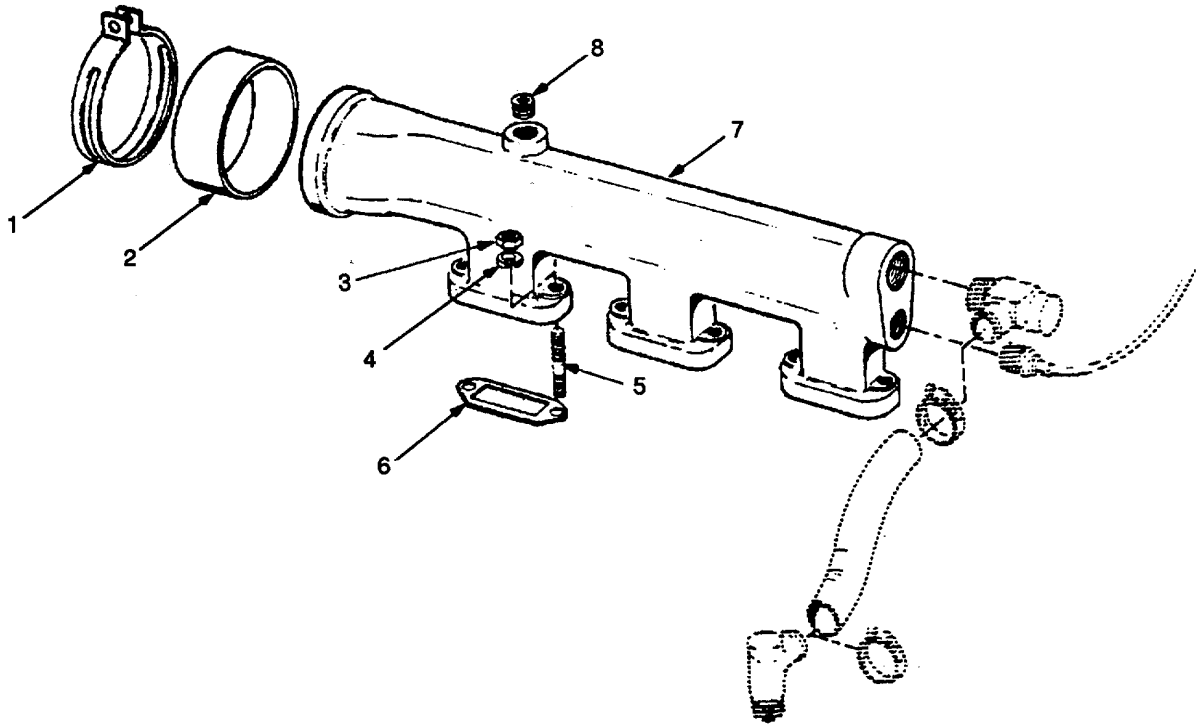


Figure 94. Water Manifold.

SECTION II		TM 55-1905-220-20P		(5)	(6)
(1)	(2)	(3)	(4)		
ITEM	SMR		PART		
NO	CODE	CAGEC	NUMBER	DESCRIPTION AND USABLE ON CODES(UOC)	QTY
				GROUP 02	ELECTRIC POWER GENERATION
				FIG. 94	WATER MANIFOLD
1	PACZZ	96906	MS35842-14	CLAMP,HOSE	1
2	PACZZ	72582	5156770	PACKING,PREFORMED MANIFOLD	1
3	PACZZ	96906	MS51968-8	NUT,PLAIN,HEXAGON	6
4	PACZZ	96906	MS35338-46	WASHER,LOCK	6
5	PACZZ	72582	5150362	STUD,PLAIN MANIFOLD	6
6	PACZZ	72582	5150361	GASKET PART OF KIT P/N 5193116	3
				PART OF KIT P/N 5193113	
7	XDCZZ	72582	5166351	MANIFOLD WATER OUTLET	1
8	PACZZ	72582	5142549	PLUG F PIPE	1

END OF FIGURE

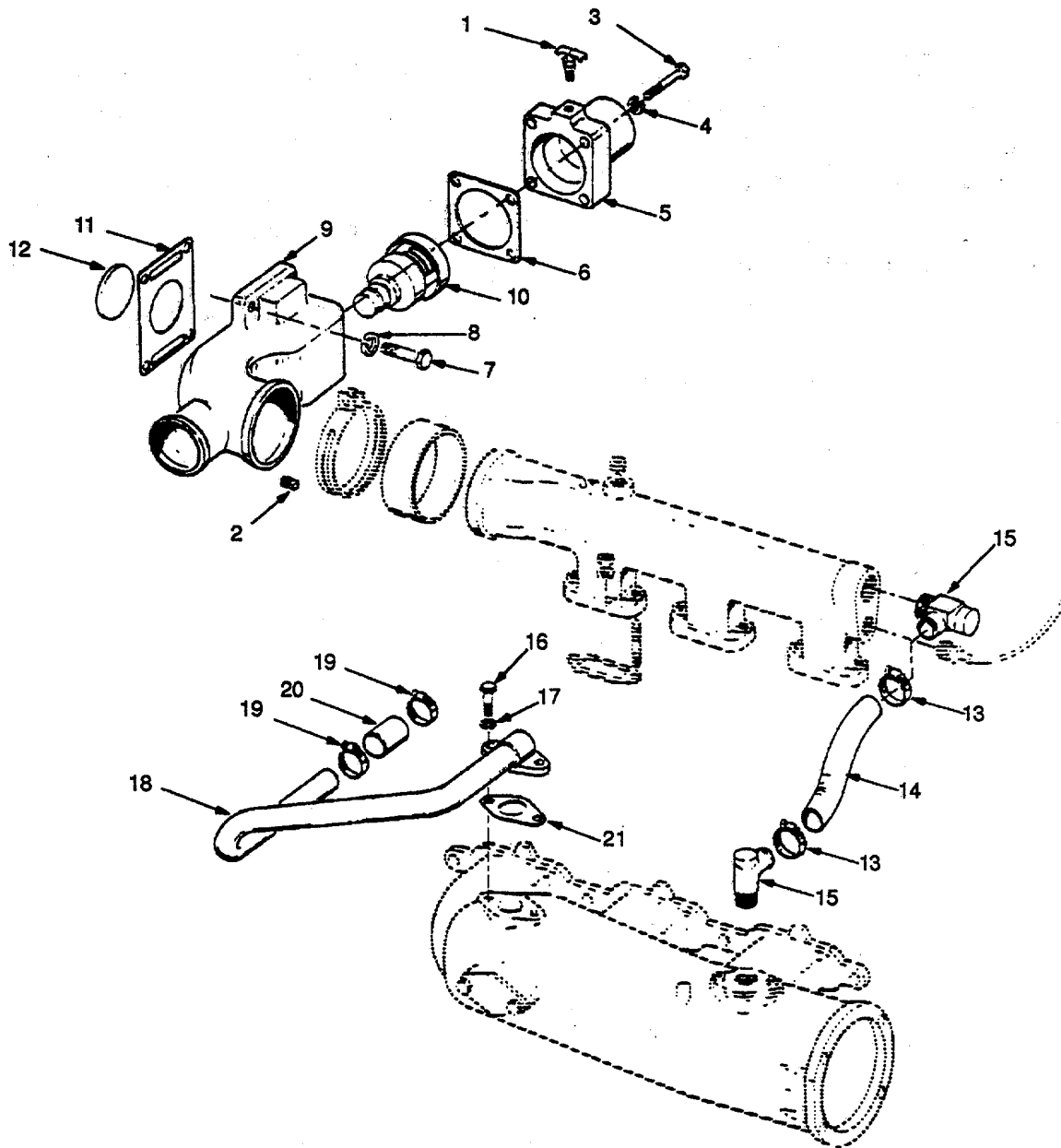


Figure 95. Thermostat and Housing.

SECTION II **TM 55-1905-220-20P**

(1) ITEM NO	(2) SMR CODE	(3) CAGEC	(4) PART NUMBER	(5) DESCRIPTION AND USABLE ON CODES(UOC)	(6) QTY
				GROUP 02	ELECTRIC POWER GENERATION
				FIG. 95	THERMOSTAT AND HOUSING
1	PACZZ	96906	MS35782-4	COCK,DRAIN	1
2	PACZZ	96906	MS20913-4S	PLUG,PIPE	1
3	XDCZZ	96906	MS90725-38	BOLT,MACHINE	4
4	XDCZZ	96906	MS35338-45	WASHER,LOCK	4
5	XDCZZ	72582	5172944	OUTLET THERMOSTAT HOUSING.WATER	1
6	PCCZZ	72582	5172923	GASKET HOUSING OUTLET PART OF KIT	1
				P/N 5193113.....	
7	XDCZZ	96906	MS90725-61	SCREW CAP HEX HEAD	4
8	PACZZ	96906	MS35338-46	WASHER,LOCK	4
9	XDCZZ	72582	5101700	HOUSING THERMOSTAT	1
10	PACZZ	72582	5172141	THERMOSTAT,FLOW CON	1
11	PCCZZ	72582	5167761	GASKET HOUSING. (AT EXPANSION	1
				TANK) PART OF KIT P/N 5193113	
12	XDCZZ	72582	5172948	PLATE EXPANSION TANK COVER	1
13	PACZZ	96906	MS35842-10	CLAMP,HOSE WATER BY-PASS TUBE TO	2
				EXHAUST MANIFOLD.....	
14	XDCZZ	72582	5118149	HOSE,NONMETALLIC WATER BY-PASS	1
				TO EXHAUST MANIFOLD. CUT TO CORRECT	
				LENGTH.....	
15	PACZZ	72582	5181801	ELBOW,PIPE TO HOSE	2
16	PACZZ	96906	MS51968-5	NUT,PLAIN,HEXAGON	2
17	XDCZZ	96906	MS35338-45	WASHER,LOCK	2
18	XDCZZ	72582	5124006	TUBE WATER BY-PASS FROM EXHAUST	1
				MANIFOLD	
19	PACZZ	96906	MS35842-10	CLAMP,HOSE WATER BY-PASS TUBE	2
				HOSE	
20	XDCZZ	72582	5118149	HOSE,NONMETALLIC WATER BY-PASS	1
				TUBE TO ELBOW	
21	PACZZ	72582	5156319	GASKET BY-PASS TUBE PART OF KIT	1
				P/N 5193113	

END OF FIGURE

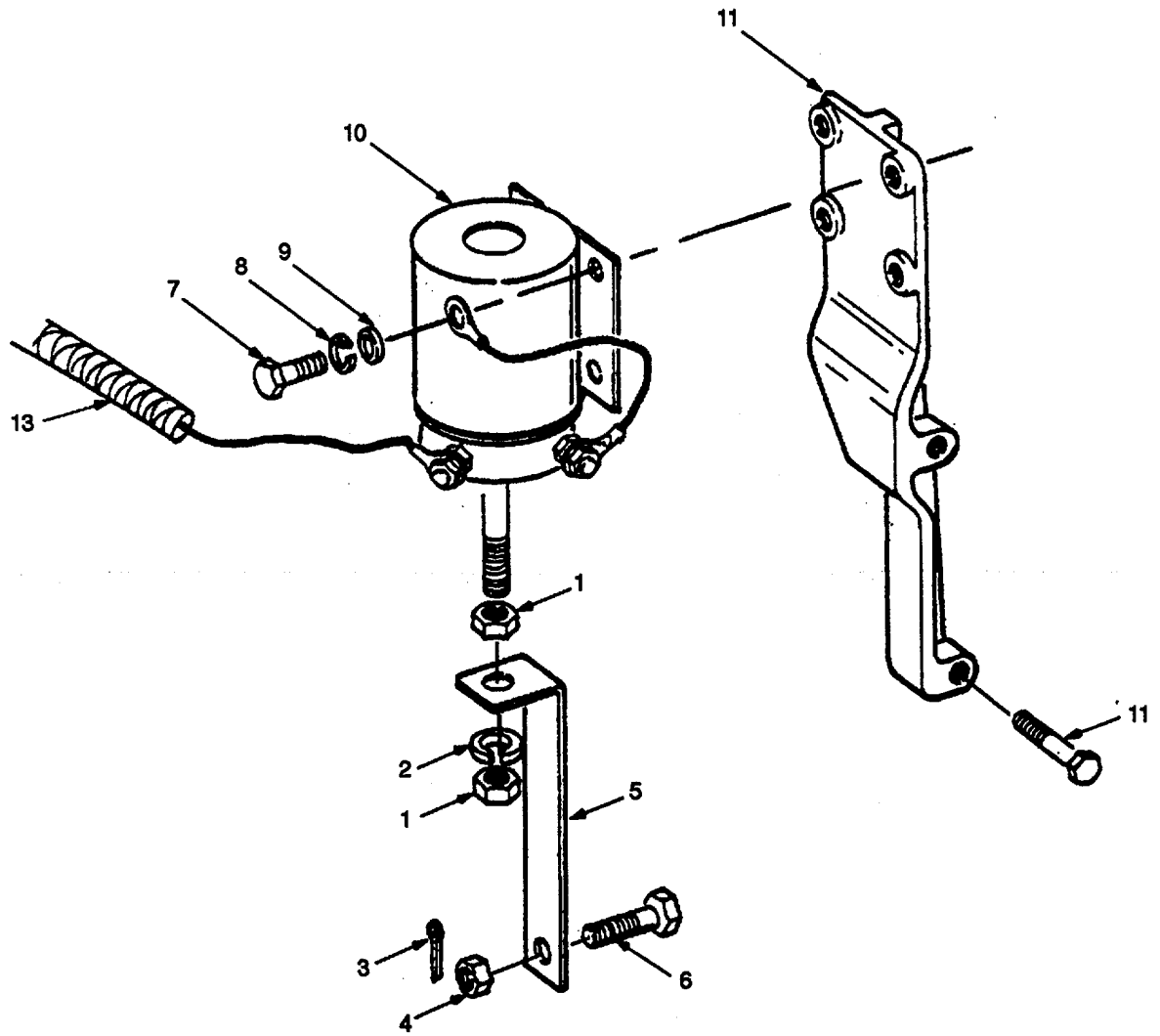


Figure 96. Relay, Shutdown and Switches (Sheet 1 of 2).

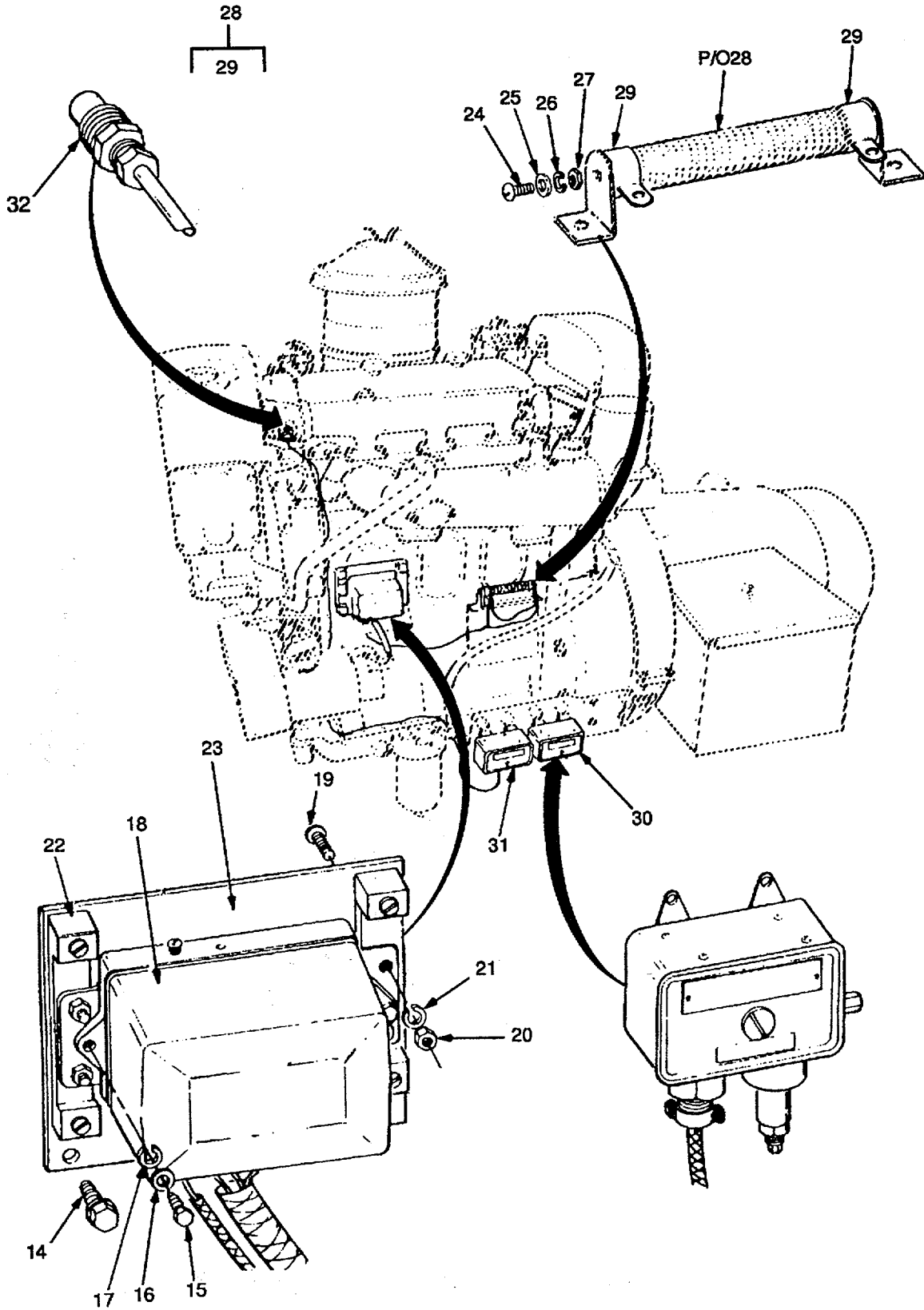


Figure 96. Relay, Shutdown and Switches (Sheet 2 of 2).

SECTION II

TM 55-1905-220-20P

(1) ITEM NO	(2) SMR CODE	(3) CAGEC	(4) PART NUMBER	(5) DESCRIPTION AND USABLE ON CODES(UOC)	(6) QTY
GROUP 02 ELECTRIC POWER GENERATION					
FIG. 96 RELAY, SHUTDOWN AND SWITCHES					
1	PACZZ	96906	MS35691-5	NUT,PLAIN,HEXAGON	2
2	PACZZ	96906	MS35338-44	WASHER,LOCK	1
3	PACZZ	96906	MS24665-1012	PIN,COTTER	1
4	PACZZ	96906	MS35691-5	NUT,PLAIN,HEXAGON	1
5	XDCZZ	72582	5115834	LINK,(3,4,6CYL) SOLENOID CONTROL	1
6	PACZZ	72582	5115204	BOLT LATCH, AIR INT SOLENOID 1/4- 28.....	1
7	PACZZ	96906	MS90725-5	SCREW,CAP,HEXAGON H	4
8	PACZZ	96906	MS35338-44	WASHER,LOCK	4
9	PACZZ	96906	MS27183-9	WASHER,FLAT	4
10	PACZZ	61928	1118128	SOLENOID,ELECTRICAL SHUT-OFF .. 12VOLT	1
11	PACZZ	96906	MS90725-67	SCREW,CAP,HEXAGON H	2
12	XDCZZ	72582	5168929	BRACKET,SHUTOFF SOL SHUT-OFF .. SOLENOID	1
13	PACZZ	72582	3223197	CLIP,SPRING TENSION WIRING	1
14	XDCZZ	96906	MS90726-76	HARNES	
15	PACZZ	96906	MS51957-52	SCREW CAP HEX HEAD	2
16	PACZZ	96906	MS27183-6	SCREW,MACHINE HEAD	2
17	PACZZ	96906	MS35338-42	WASHER,FLAT	2
18	XDCZZ	72582	5146219	WASHER,LOCK	2
19	PACZZ	96906	MS51957-47	RELAY ASSEMBLY TIME	1
20	PACZZ	96906	MS35649-282	SCREW,MACHINE HEAD	4
21	PACZZ	96906	MS35338-42	NUT,PLAIN,HEXAGON	4
22	XDCZZ	72582	1580295	WASHER,LOCK	4
23	XDCZZ	72582	5182531	MOUNT RESILIENT	4
24	PACZZ	96906	MS51957-54	PLATE MOUNTING RELAY	1
25	PACZZ	96906	MS27183-41	MOUNTING	1
26	PACZZ	96906	MS35338-42	SCREW,MACHINE HEAD	1
27	PACZZ	96906	MS35649-282	WASHER,FLAT	1
28	PACZZ	72582	5182787	WASHER,LOCK	1
29	PACZZ	72582	5277322	NUT,PLAIN,HEXAGON	1
30	PACZZ	19278	222330NA1	RELAY TO RELAY (24VOLT 7.5 OHM)	1
31	PACZZ	81349	ICN31A12	TERMINAL,LUG	2
				SWITCH,PRESSURE 1 TO 15 PSI	1
				RANGE CONTACTS CLOSE ON DECREASE	
				SWITCH,THERMOSTATIC TEMPERATURE	1
				TYPE IC/N31A12 SPST 150 TO 225 F ..	
				TEMP RANGE CONTACTS CLOSE ON	
				INCREASE	

END OF FIGURE

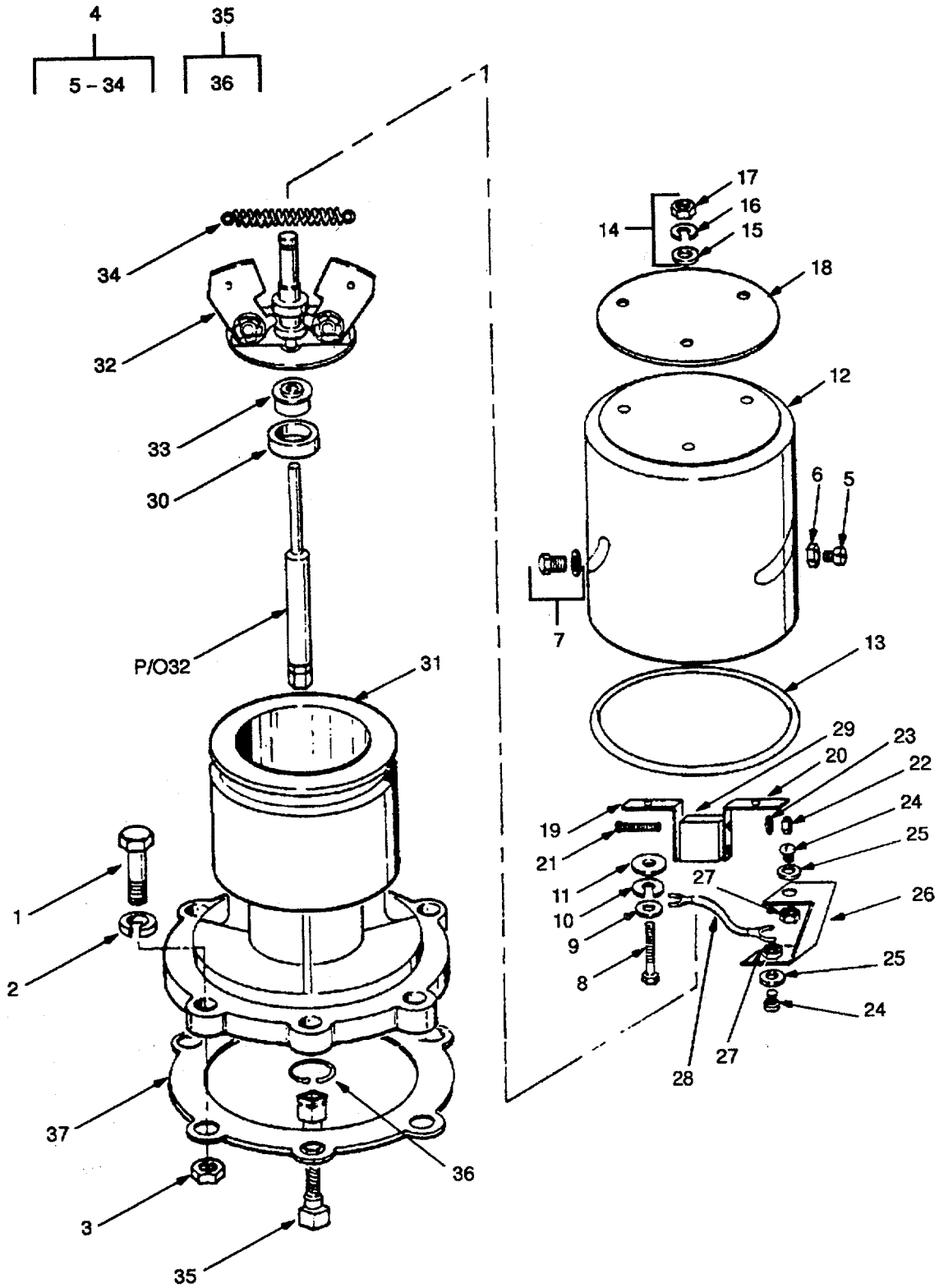


Figure 97. Overspeed Governor.

SECTION II

TM 55-1905-220-20P

(1) ITEM NO	(2) SMR CODE	(3) CAGEC	(4) PART NUMBER	(5) DESCRIPTION AND USABLE ON CODES(UOC)	(6) QTY
				GROUP 02	ELECTRIC POWER GENERATION
				FIG. 97	OVERSPEED GOVERNOR
1	PACZZ	72582	186318	SCREW,CAP,HEXAGON 318-24X5-1/4	4
2	PACZZ	96906	MS35338-46	WASHER,LOCK	6
3	PACZZ	96906	MS51967-8	NUT,PLAIN,HEXAGON	4
4	XDCZF	72582	5197677	GOVERNOR,DIESEL ENG OVERSPEED	1
5	XDCZZ	72582	5195846	TRIP	2
6	PACZZ	96906	MS35649-262	STUD GOVERNOR SWITCH HSG CAP	2
7	XDCZZ	72582	5198485	ADJUSTING	2
8	PACZZ	96906	MS16995-28	NUT,PLAIN,HEXAGON	2
9	PACZZ	96906	MS27183-6	SCREW AND WASHER ASSEMBLY GOV	1
10	PACZZ	96906	MS35333-46	SWITCH HSG-CAP	3
11	PACZZ	72582	5195842	SCREW,CAP,SOCKET HE	4
12	XDCZZ	72582	5197891	WASHER,FLAT	4
13	PACZZ	72582	5195822	WASHER,LOCK	4
14	PACZZ	72582	271163	INSULATOR,WASHER SWITCH HOUSING	11
15	XDCZZ	72582	5197891	CAP	1
16	PACZZ	72582	5195822	COVER GOVERNOR SWITCH HOUSING	1
17	PACZZ	72582	271163	(SINGLE SWITCH	1
18	XDCZZ	72582	5195841	PACKING,PREFORMED BODY AND	3
19	PACZZ	72582	5195834	COVER	3
20	XDCZZ	72582	421566	NUT,PLAIN,ASSEMBLED GOVERNOR	3
21	XDCZZ	72582	5197432	SWITCH CAP 8-32	3
22	PACZZ	96906	MS35649-282	WASHER INSULATING FLAT NO 8	3
23	PACZZ	96906	MS35338-42	NUT,PLAIN,HEXAGON	3
24	XDCZZ	72582	5195838	WASHER,LOCK	7
25	XDCZZ	72582	5197892	INSULATOR,WASHER	1
26	XDCZZ	72582	5197893	BRACKET SWITCH HOUSING CAP LEFT.	1
27	XDCZZ	72582	421566	BRACKET SWITCH HOUSING CAP RIGHT	1
28	XDCZZ	72582	5197896	SCREW,MACHINE TRIP GOVERNOR	2
29	XDCZZ	72582	5197432	SWITCH 3-48X3/4	2
30	PACZZ	72582	5195834	NUT GOVERNOR SWITCH NO 3-48	2
31	PACZZ	96906	MS35206-239	WASHER,LOCK	2
32	PACZZ	96906	MS27183-6	SCREW,MACHINE HEAD	4
33	XDCZZ	72582	5197895	WASHER,FLAT	6
34	XDCZZ	72582	120622	CONNECTOR OVERSPEED	1
35	XDCZZ	72582	5197896	NUT HEX 8-32	4
36	XDCZZ	72582	5197896	LEAD,ELECTRICAL OVERSPEED TRIP	3
37	PACZZ	72582	5197894	GOVERNOR SWITCH	1
38	PACZZ	72582	5195820	SWITCH OVERSPEED TRIP GOVERNOR	1
39	XDCZZ	72582	5199928	SEAL OVERSPEED TRIP	1
40	XDCZZ	72582	5197897	HOUSING ASSEMBLY OVERSPEED TRIP	1
41	XDCZZ	72582	5197897	GOVERNOR	1
42	XDCZZ	72582	5195848	SHAFT AND WEIGHT INCLUDES	1
43	PACZZ	72582	5195826	WEIGHTS AND BEARINGS WHICH CANNOT	1
44	PACZZ	72582	5195722	BE PROCURED SEPARATELY	1
45	XDCZZ	72582	5195848	RING,RETAINER,BEARING	1
46	PACZZ	72582	5195826	SPRING,GOVERNOR TRIP GOVERNOR	2
47	PACZZ	72582	5195722	FLYWEIGHT	1
48	PACZZ	72582	5195722	SHAFT,DRIVE,FLEXIBLE	1

SECTION II

(1) ITEM NO	(2) SMR CODE	(3) CAGEC	(4) PART NUMBER	(5) DESCRIPTION AND USABLE ON CODES(UOC)	(6) QTY
36	PACZZ	72582	5195675	RETAINER,DRIVE SHAF ASSEMBLY	1
37	PACZZ	72582	5113061	RETAINING	1
				GASKET TRIP GOVERNOR ADAPTOR PART	1
				OF KIT P/N 5193113	

END OF FIGURE

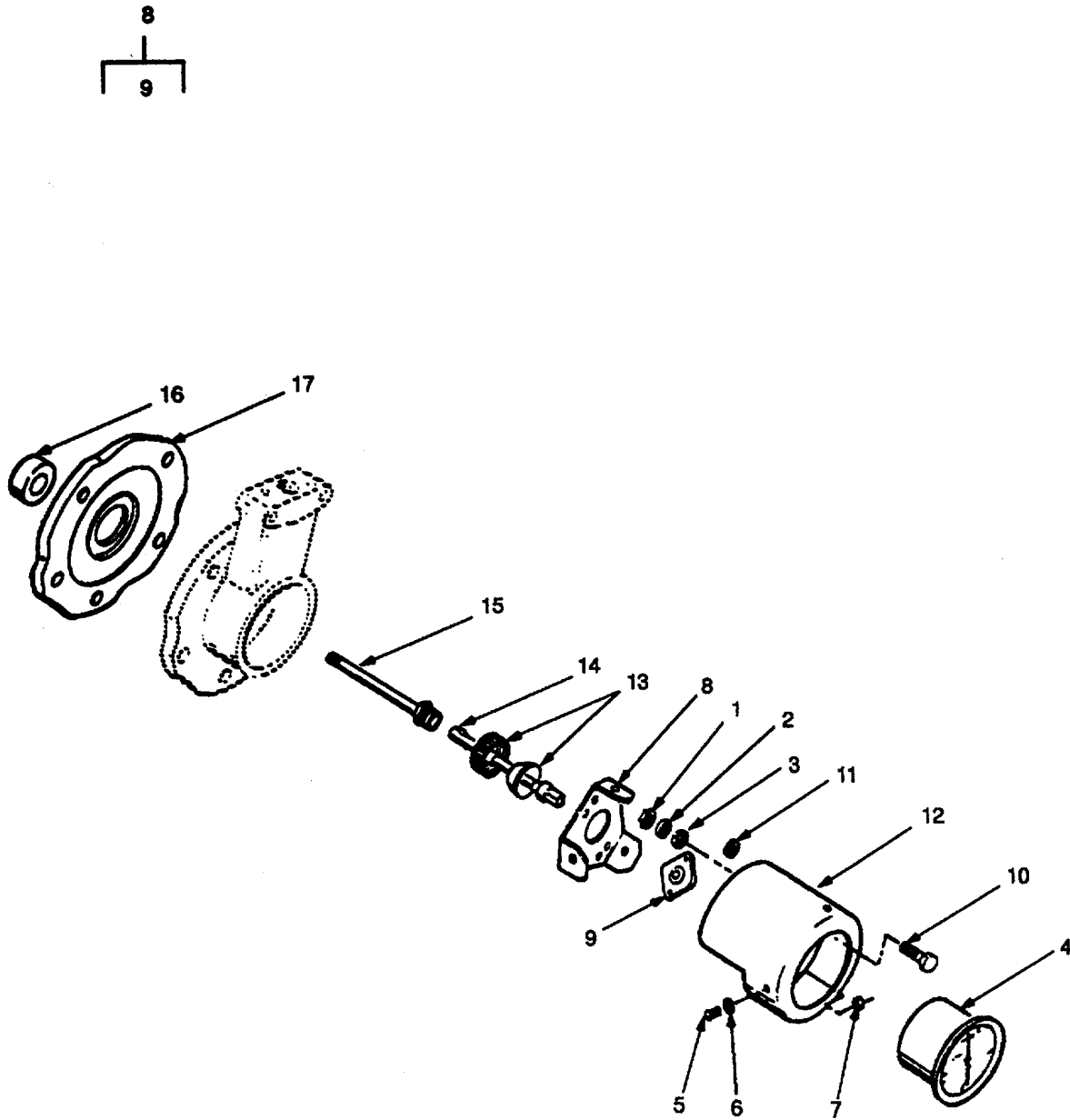


Figure 98. Tachometer and Drive.

SECTION II

TM 55-1905-220-20P

(1) ITEM NO	(2) SMR CODE	(3) CAGEC	(4) PART NUMBER	(5) DESCRIPTION AND USABLE ON CODES(UOC)	(6) QTY
				GROUP 02	ELECTRIC POWER GENERATION
				FIG. 98	TACHOMETER AND DRIVE
1	PACZZ	72582	5148506	TACHOMETER AND ADAPTOR ASSEMBLY	1
2	PACZZ	96906	MS35650-302	NUT,PLAIN,HEXAGON	2
3	PACZZ	96906	MS35338-43	WASHER,LOCK	2
4	PACZZ	24617	120385	WASHER,FLAT	2
5	PACZZ	72582	5658113	TACHOMETER,MECHANIC AL CCW	1
6	PACZZ	96906	MS35206-248	ROTATION	3
7	PACZZ	96906	MS35338-42	SCREW,MACHINE HEAD	3
8	PACZZ	96906	MS35649-282	WASHER,LOCK	3
9	XDCZZ	72582	5148776 -	NUT,PLAIN,HEXAGON	1
10	XDCZZ	72582	5193754	RETAINER,TACHOMETER TACHOMETER	1
11	PACZZ	96906	MS90725-62	MOUNT,RESILIENT TACHOMETER	1
12	PACZZ	96906	MS35338-46	ANTI-VIBRATION	2
13	XDCZZ	72582	5176051	SCREW,CAP,HEXAGON H	2
14	PACZZ	72582	1568211	WASHER,LOCK	1
15	PACZZ	72582	6478819	ADAPTOR TACHOMETER MOUNTING	1
16	XDCZZ	72582	5158289	NUT,TACHOMETER TACHOMETER DRIVE	1
17	PCCZZ	72582	3202615	SHAFT ASSY	1
	XDCZZ	72582	5124240	SHAFT ASSEMBLY,FLEX TACHOMETER	1
				DRIVE FLEXIBLE	1
				ADAPTER,TACHOMETER DRIVE COVER	1
				SEAL,PLAIN ENCASED	1
				COVER ASSEMBLY TACHOMETER DRIVE.	1

END OF FIGURE

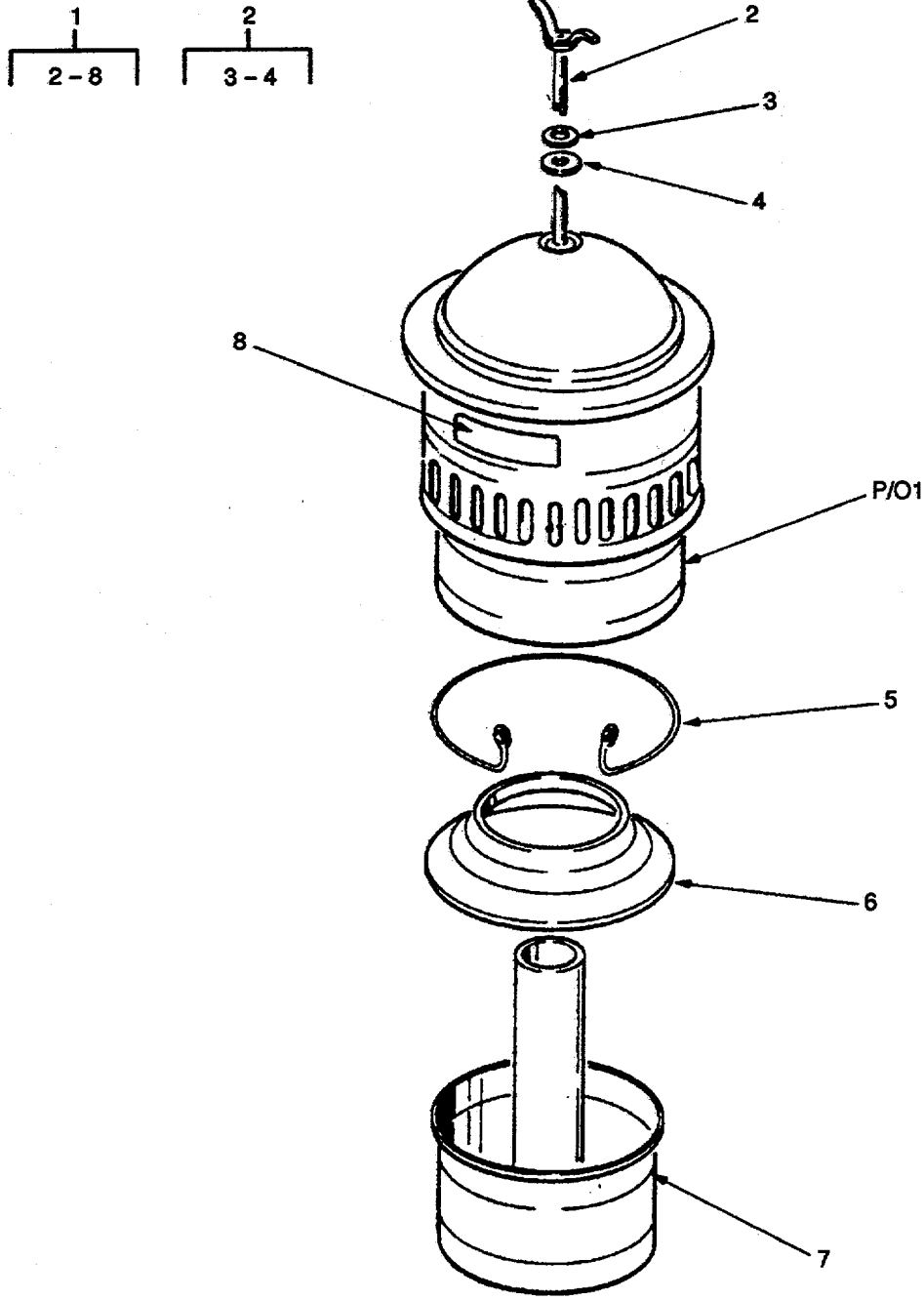


Figure 99. Air Cleaner.

SECTION II **TM 55-1905-220-20P**

(1) ITEM NO	(2) SMR CODE	(3) CAGEC	(4) PART NUMBER	(5) DESCRIPTION AND USABLE ON CODES(UOC)	(6) QTY
				GROUP 02 ELECTRIC POWER GENERATION	
				FIG. 99 AIR CLEANER	
1	PACZZ	18265	FAB10-0400	AIR CLEANER ASSEMBLY (AIR CLEANER COVER PROCURED ONLY WITH ASSEMBLY)	1
2	XDCZZ	72582	5193669	BOLT ASSEMBLY 3/8-16X17-3/8	1
3	XDCZZ	72582	5195515	RETAINER.	1
4	PCCZZ	72582	5195514	GASKET	1
5	XDCZZ	72582	5193149	RING.RETAINING	1
6	XDCZZ	72582	5193150	BAFFLE AIR CLEANER	1
7	XDCZZ	72582	5193152	CUP AIR CLEANER OIL	1
8	XDCZZ	72582	5184216	DECAL AIR CLEANER ASSEMBLY	1

END OF FIGURE

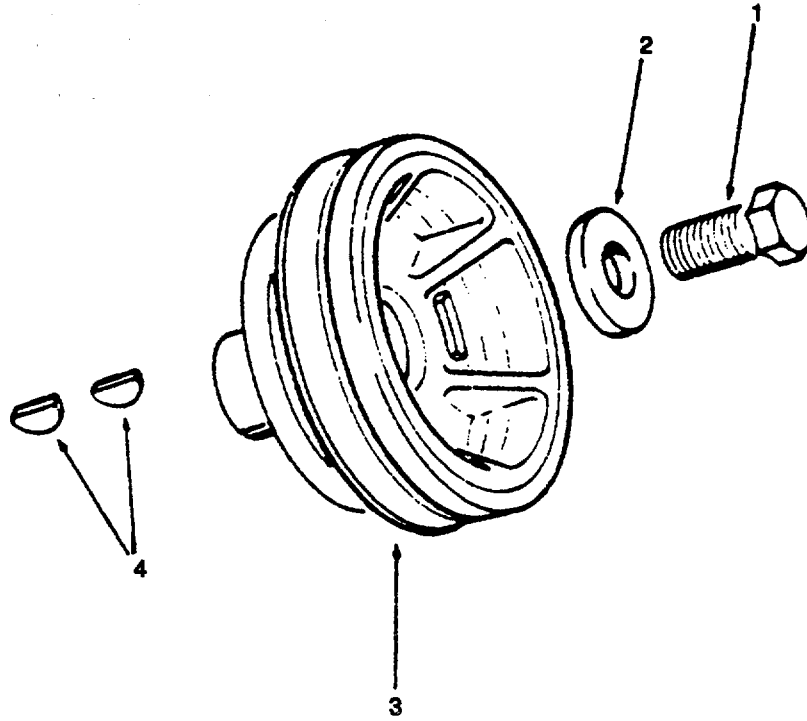


Figure 100. Crankshaft Pulley.

SECTION II

TM 55-1905-220-20P

(1) ITEM NO	(2) SMR CODE	(3) CAGEC	(4) PART NUMBER	(5) DESCRIPTION AND USABLE ON CODES(UOC)	(6) QTY
GROUP 02 ELECTRIC POWER GENERATION					
FIG. 100 CRANKSHAFT PULLEY					
1	XDCZZ	72582	5120016	BOLT CRANKSHAFT PULLEY RETAINER	1
				1-14X3-1/2.....	
2	XDCZZ	72582	5157930	WASHER, FLAT	1
3	XDCZZ	72582	5132656	PULLEY CRANKSHAFT 7	1
4	PACZZ	24617	5131724	KEY. WOODRUFF PULLEY WOODRUFF	2

END OF FIGURE

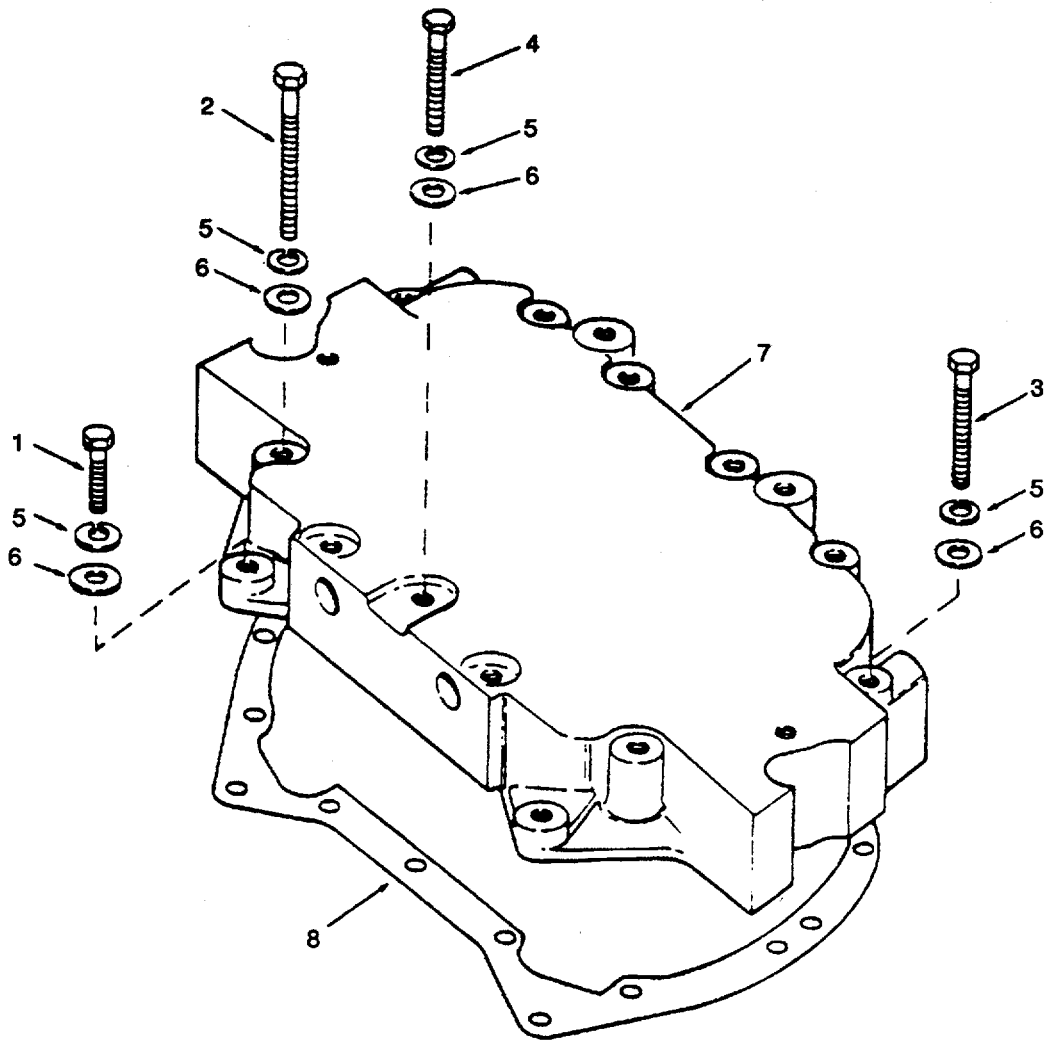


Figure 101. Balance Weight and Cover.

SECTION II

TM 55-1905-220-20P

(1) ITEM NO	(2) SMR CODE	(3) CAGEC	(4) PART NUMBER	(5) DESCRIPTION AND USABLE ON CODES(UOC)	(6) QTY
GROUP 02 ELECTRIC POWER GENERATION					
FIG. 101 BALANCE WEIGHT AND COYER					
1	PACZZ	72582	179846	SCREW, CAP, HEXAGON 3/8-16X1-7/8	2
2	XDCZZ	96906	MS90725-72	SCREW, CAP, HEXAGON H	2
3	XDCZZ	96906	MS90726-71	SCREW, CAP, HEXAGON	2
4	XDCZZ	96906	MS90726-70	SCREW, CAP, HEXAGON	9
5	PACZZ	96906	MS35338-46	WASHER, LOCK	15
6	PACZZ	96906	MS27183-13	WASHER, FLAT	15
7	XDCZZ	72582	5188310	COVER BALANCE WEIGHT	1
8	PCCZZ	72582	5121753	GASKET WEIGHT COVER PART OF KIT P/N 5193113.....	1

END OF FIGURE

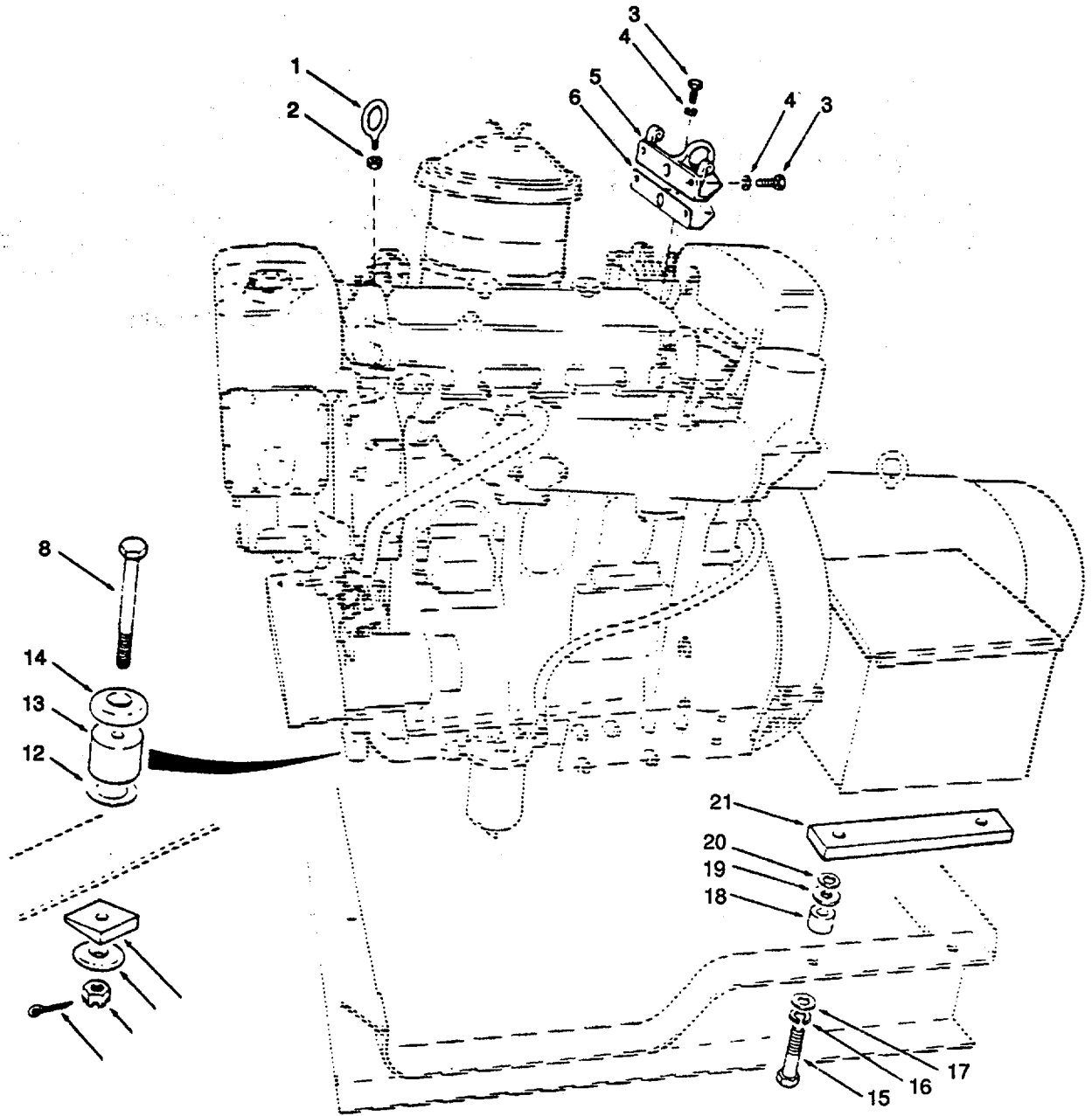


Figure 102. Engine Lift Brackets and Supports.

(1) ITEM NO	(2) SMR CODE	(3) CAGEC	(4) PART NUMBER	(5) DESCRIPTION AND USABLE ON CODES(UOC)	(6) QTY
GROUP 02 ELECTRIC POWER GENERATION					
FIG. 102 ENGINE LIFT BRACKETS AND SUPPORTS					
1	PACZZ	96906	MS51937-5	BOLT, EYE	2
2	PACZZ	96906	MS35691-33	NUT, PLAIN, HEXAGON	2
3	PACZZ	96906	MS90725-89	SCREW, CAP, HEXAGON	4
4	PACZZ	96906	MS35338-47	WASHER, LOCK	4
5	XDCZZ	72582	5150050	BRACKET, LIFTER LIFTER REAR	1
6	KFCZZ	72582	5150052	GASKET ENGINE LIFTER BRACKET PART OF KIT P/N 5192637 PART OF KIT P/N 5193116 PART OF KIT P/N 5193113	2
7	PACZZ	96906	MS24665-283	PIN, COTTER	2
8	XDCZZ	72582	453649	BOLT HEX HEAD 1/2-20X5-1/4	2
9	PACZZ	96906	MS35692-37	NUT, PLAIN, SLOTTED, H-	2
10	PACZZ	72582	5155374	CUSHION ENGINE FRONT SUPPORT	2
11	XDCZZ	72582	5167615	ELASTIC MTG WASHER, BEVEL	2
12	XDCZZ	72582	5155315	SHIM ENGINE FRONT SUPPORT	2
13	XDCZZ	72582	5170680	MOUNTING (0.0312 THK)..... SPACER ENGINE FRONT	2
14	PACZZ	72582	3290041	MOUNT, RESILIENT	2
15	PACZZ	96906	MS90726-143	SCREW, CAP, HEXAGON H	4
16	PACZZ	96906	MS35338-49	WASHER, LOCK	4
17	PACZZ	96906	MS27183-19	WASHER, FLAT	4
18	PACZZ	72582	5171180	INSULATOR, BUSHING RUBBER	4
19	PACZZ	72582	5171177	MOUNTING INSULATOR SPACER RUBBER MOUNTING INSULATOR.	4
20	PACZZ	72582	5171179	INSULATOR, WASHER RUBBER MOUNTING	4
21	PACZZ	72582	5171178	INSULATOR INSULATOR, SPACER	2
END OF FIGURE					

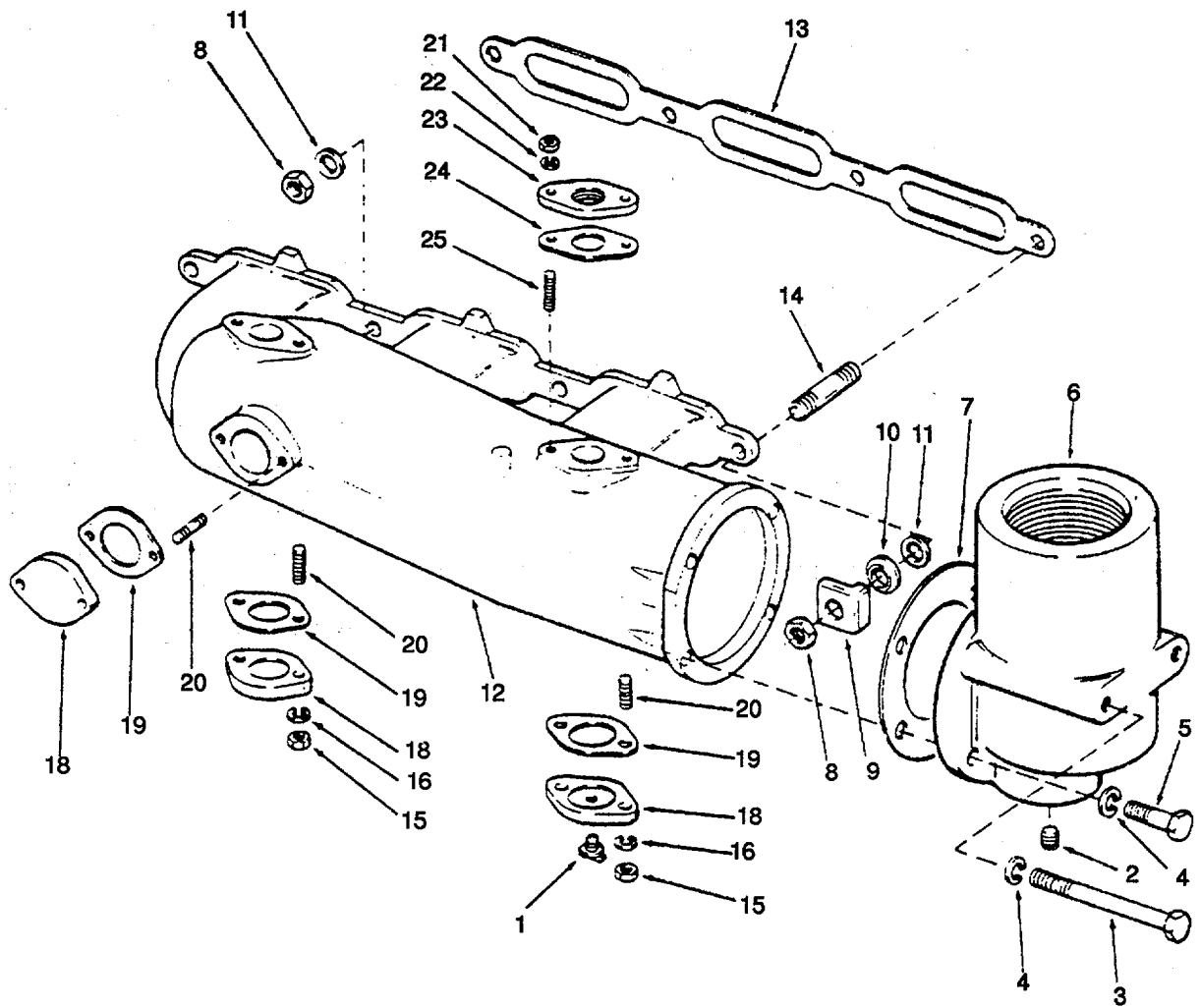


Figure 103. Exhaust Manifolds.

SECTION II

TM 55-1905-220-20P

(1) ITEM NO	(2) SMR CODE	(3) CAGEC	(4) PART NUMBER	(5) DESCRIPTION AND USABLE ON CODES(UOC)	(6) QTY
GROUP 02 ELECTRIC POWER GENERATION FIG. 103 EXHAUST MANIFOLDS					
1	PACZZ	96906	MS35782-5	COCK, DRAIN	1
2	PACZZ	96906	MS14314-IX	PLUG, PIPE	1
3	XDCZZ	96906	MS90725-78	SCREW, CAP, HEXAGON H	2
4	PACZZ	96906	MS35338-46	WASHER, LOCK	4
5	PACZZ	96906	MS90725-62	SCREW, CAP, HEXAGON H	2
6	XDCZZ	72582	5166474	ELBOW, EXHAUST 90 DEGREE 3 INCH	1
7	PCCZZ	72582	5166486	GASKET OUTLET PART OF KIT P/N 5193113	1
8	PACZZ	96906	MS51988-10	NUT, SELF-LOCKING, EX FLANGED	4
9	XDCZZ	72582	5102735	CRAB, MANIFOLD MANIFOLD	2
10	PACZZ	72582	5104439	WASHER, SPRING INTE RMEDIATE	2
11	PACZZ	96906	MS27183-15	WASHER, FLAT	4
12	XDCZZ	72582	5166485	MANIFOLD EXHAUST (WATER COOLED END OUTLET)	1
13	KFCZZ	72582	5150194	GASKET MANIFOLD PART OF KIT P/N 5192637 PART OF KIT PIN 5193116 PART OF KIT P/N 5193113	1
14	PACZZ	72582	5112899	STUD, PLAIN 7/16-14-20X2-3/32	4
15	PACZZ	96906	MS51967-5	NUT, PLAIN, HEXAGON	6
16	PACZZ	96906	MS27183-11	WASHER, FLAT	6
17	XDCZZ	72582	5119923	COVER, ACCESS MANIFOLD COVER (TAPPED)	1
18	XDCZZ	72582	5119921 (PLAIN)	COVER, ACCESS MANIFOLD COVER	2
19	PCCZZ	72582	5156319	GASKET MANIFOLD COVER PLATE PART	3
20	PACZZ	72582	5123282	OF KIT PIN 5193113 STUD, PLAIN MANIFOLD EXHAUST COVER(STEEL)	6
21	PACZZ	96906	MS51967-5	NUT, PLAIN, HEXAGON	2
22	PACZZ	96906	MS27183-11	WASHER, FLAT	2
23	XDCZZ	72582	5119926	PLATE, E, HAUST MANIF MANIFOLD WATER OUTLET (314 TAPPED HOLE)	1
24	PCCZZ	72582	5156319	GASKET MANIFOLD WATER OUTLET FLANGE PART OF KIT P/N 5193113	1
25	PACZZ	72582	5167325	STUD, PLAIN MANIFOLD WATER OUTLET	2
				FLANGE	
END OF FIGURE					

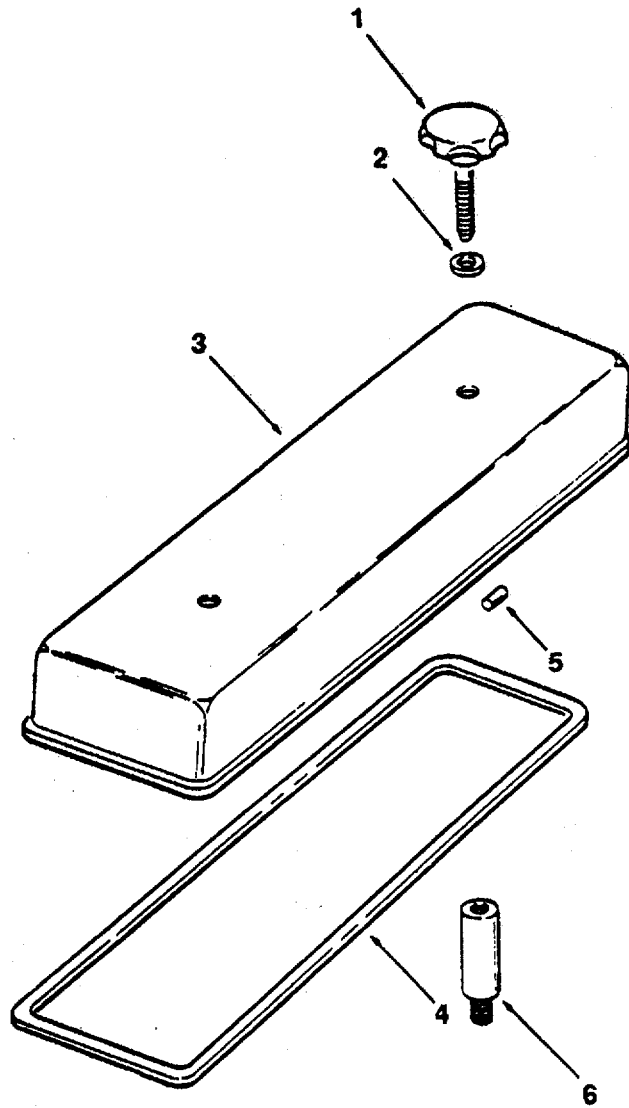


Figure 104. Rocker Arm Cover.

SECTION II

TM 55-1905-220-20P

(1) ITEM NO	(2) SMR CODE	(3) CAGEC	(4) PART NUMBER	(5) DESCRIPTION AND USABLE ON CODES(UOC)	(6) QTY
GROUP 02 ELECTRIC POWER GENERATION					
FIG. 104 ROCKER ARM COVER					
1	PACZZ	72582	5157194	THUMBSCREW PART OF KIT P/N 5 149510.....	2
2	PACZZ	72582	5150333	WASHER, FLAT PART OF KIT P/N 5149510	2
3	XDCZZ	72582	5178381	COVER, ENGINE POPPET ROCKER	1
4	PACZZ	72582	5104018	GASKET PART OF KIT P/N 5192637 PART OF KIT P/N 5149510 PART OF KIT P/N 5193116 PART OF KIT P/N 5193113	1
5	PACZZ	96906	MS16562-38	PIN, SPRING SLOTTED	2
6	PACZZ	72582	5148504	STUD, PLAIN	2
	PACZZ	72582	5149510	INSTALLATION KIT, EN ROCKER COYER	1
				GASKET (1) 104-4	
				THUMBSCREW (2) 104-1	
				WASHER, FLAT (2) 104-2	
END OF FIGURE					

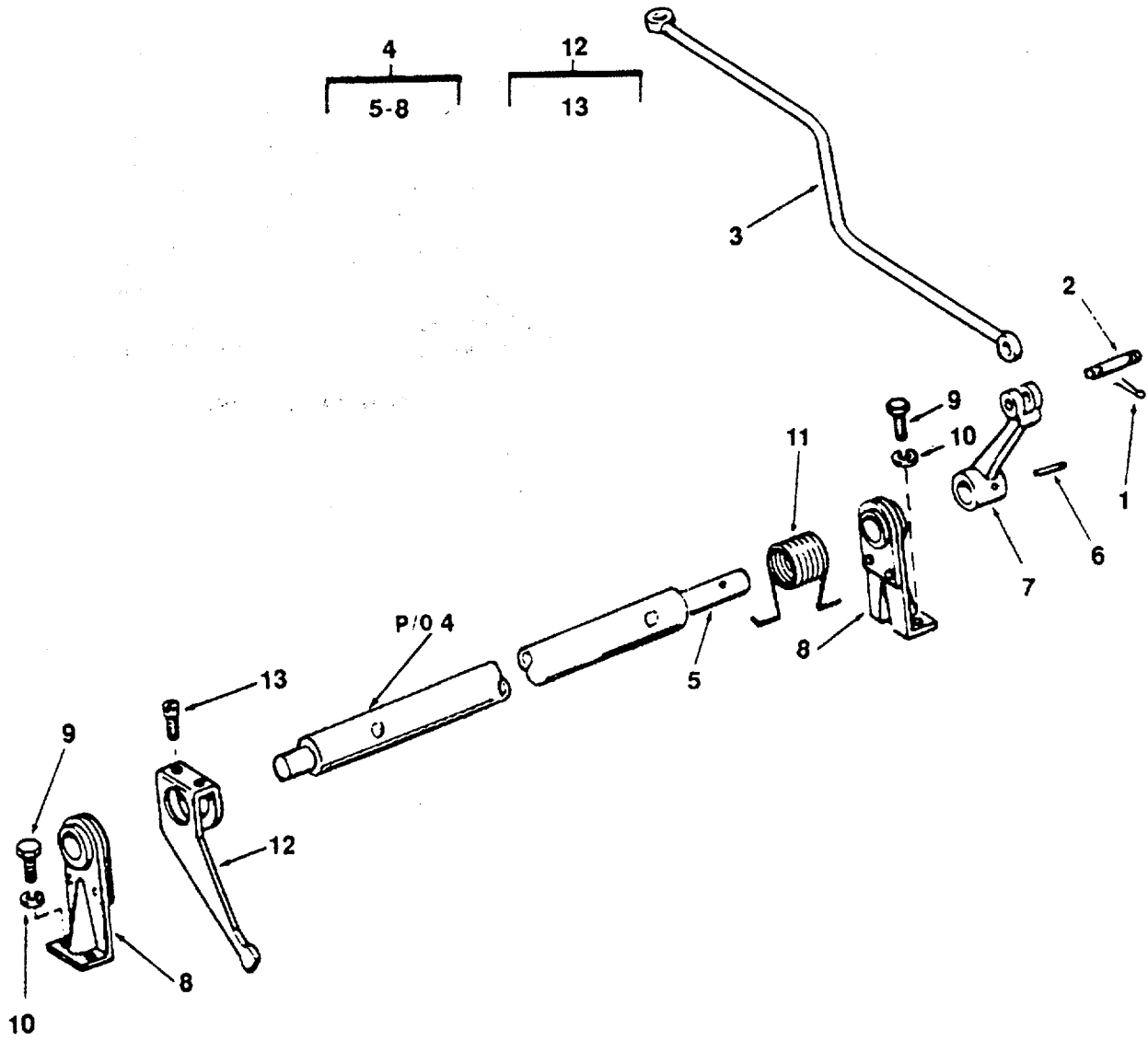


Figure 105. Injector Controls

(1) ITEM NO	(2) SMR CODE	(3) CAGEC	(4) PART NUMBER	(5) DESCRIPTION AND USABLE ON CODES(UOC)	(6) QTY
GROUP 02 ELECTRIC POWER GENERATION					
FIG. 105 INJECTOR CONTROLS					
1	PACZZ	96152	A82-1	PIN COTTER	2
2	PACZZ	72582	5147345	PIN CONTROL TUBE TO GOVERNOR LINK	1
3	XDCZZ	72582	3291725	LINK INJECTOR CONTROL TUBE TO GOVERNOR PART OF HYDRAULIC GOVERNOR ASSEMBLY 5101888, LISTED FOR REFERENCE ONLY	1
4	PACZZ	72582	5195533	TUBE AND LEVER ASSE INJECTOR CONTROL TUBE PROCURED ONLY WITH ASSEMBLY	1
5	PACZZ	72582	5150259	PIN, STRAIGHT, HEADED CONTROL TUBE END 1-1/16 INCH LONG	1
6	PACZZ	96906	MS35677-18	PIN, GROOVED HEADLESS	1
7	PACZZ	72582	5150263	LEVER, REMOTE CONTROL TUBE	1
8	XDCZO	72582	5130509	BRACKET, EYE, ROTA TIN CONTROL TUBE	2
9	PACZZ	96906	MS90725-5	SCREW, CAP, HEXAGON H	4
10	PACZZ	96906	MS35338-44	WASHER, LOCK	4
11	PACZZ	72582	5115922	SPRING, HELICAL, TORS CONTROL TUBE.	1
12	XDCZZ	72582	5115322	BELL CRANK CONTROL TUBE RACK	3
13	PACZZ	72582	5176228	SCREW, MACHINE CONTROL TUBE RACK	2
				LEVER	

END OF FIGURE

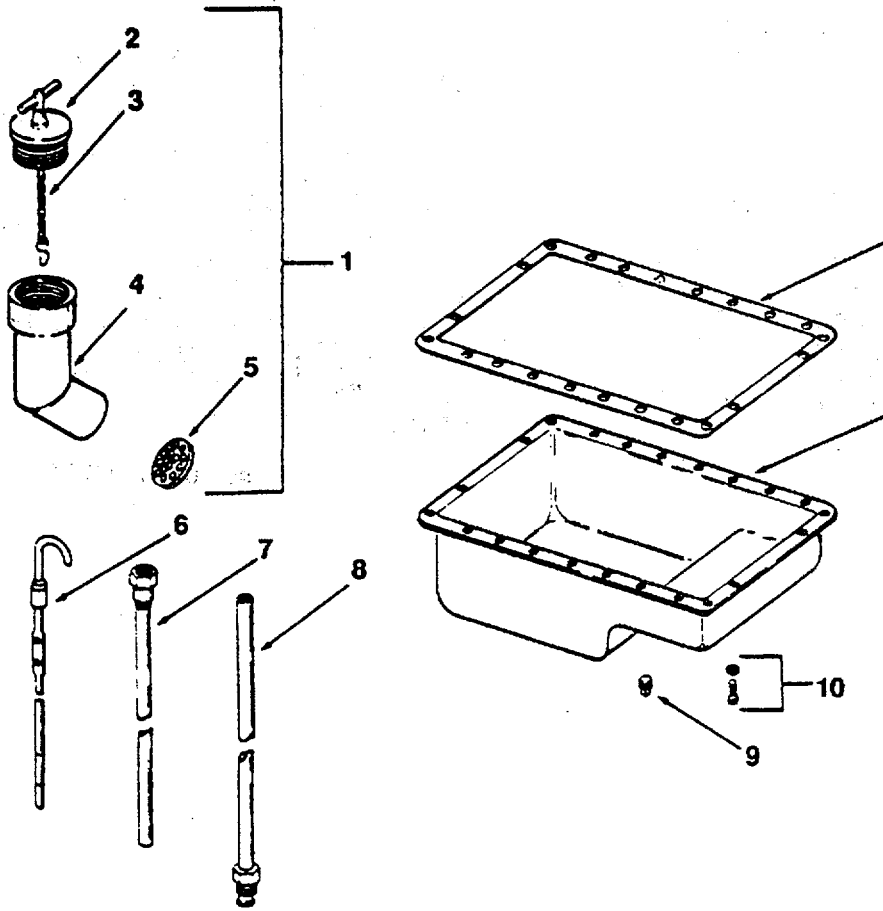


Figure 106. Oil Pan, Dipstick and Fill.

SECTION II

TM 55-1905-220-20P

(1) ITEM NO	(2) SMR CODE	(3) CAGEC	(4) PART NUMBER	(5) DESCRIPTION AND USABLE ON CODES(UOC)	(6) QTY
GROUP 02 ELECTRIC POWER GENERATION					
FIG. 106 OIL PAN, DIPSTICK AND FILL					
1	XDCZZ	72582	5108672	TUBE ASSEMBLY OIL FILLER	1
2	PACZZ	72582	511736Z	CAP, FILLER OPENING	1
3	PACZZ	72582	5146248	HOOK	2
4	XDCZZ	72582	5108671	TUBE OIL FILLER	1
5	PACZZ	72582	5150147	STRAINER, ELEMENT	1
6	XDCZZ	72582	5162926	GAGE ROD, LIQUID LEV.....	1
7	XDCZZ	72582	5151430	GUIDE, DIPSTICK	1
8	XDCZZ	72582	5132441	ADAPTER DIPSTICK	1
9	XDCZZ	72582	5145012	PLUG, PIPE 1/2 PIPE	1
10	PACZZ	72582	5148436	BOLT, ASSEMBLED WASH 5/16-18X3/4	22
11	XDCZZ	72582	5145777	PAN ASSEMBLY OIL	1
12	PACZZ	72582	5150115	GASKET BLOCK PART OF KIT P/N 5193113	1

END OF FIGURE

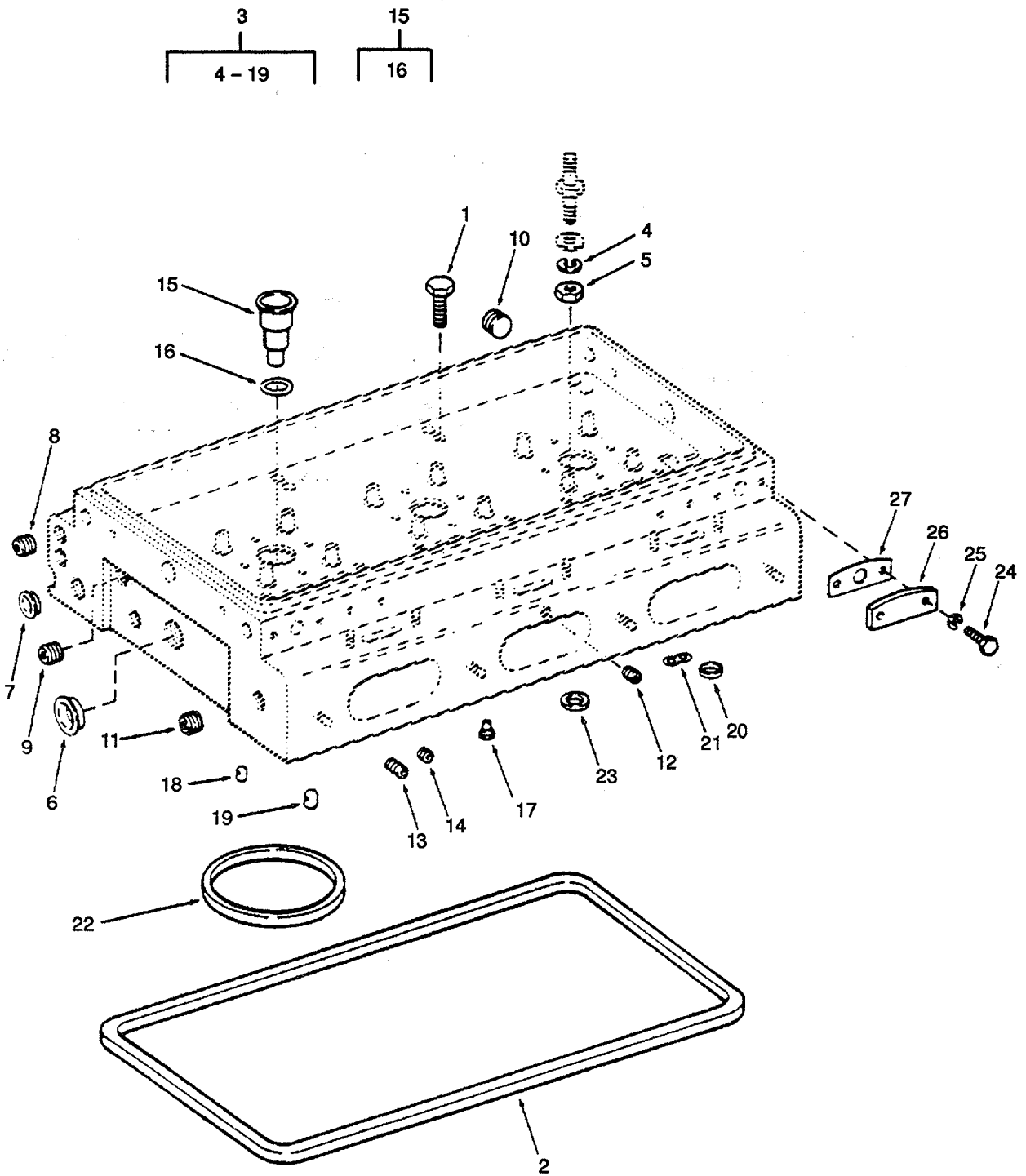


Figure 107. Cylinder Head

(1) ITEM NO	(2) SMR CODE	(3) CAGEC	(4) PART NUMBER	(5) DESCRIPTION AND USABLE ON CODES(UOC)	(6) QTY
GROUP 02 ELECTRIC POWER GENERATION					
FIG. 107 CYLINDER HEAD					
1	PACZZ	72582	5117003	BOLT, EXTERNAL 5.42 INCHES LONG	8
2	KFCZZ	72582	5119972	RING CYLINDER HEAD OIL SEAL PART	1
				OF KIT P/N 5193116	
3	PACHZ	72582	5102769	CYLINDER HEAD, DIESE CYLINDER (4 VALVE 3 CYLINDER)	1
4	PACZZ	96906	MS35338-46	WASHER, LOCK (SHIPPED LOOSE W/ CYLINDER HEAD).....	6
5	PACZZ	96906	MS51968-8	NUT, PLAIN, HEXAGON (SHIPPED LOOSE W/CYLINDER HEAD).	6
6	PACZZ	72582	5117186	PLUG, EXPANSION (SHIPPED LOOSE W/ CYLINDER HEAD).....	2
7	PACZZ	72582	5150132	PLUG, EXPANSION DIAMETER(SHIPPED LOOSE W/CYLINDER HEAD)	2
8	PACZZ	96906	MS20913-3S	COUPLING HALF, QUICK (3/8 STEEL SHIPPED LOOSE W/CYLINDER HEAD)	1
9	PACZZ	96906	MS20913-6S	PLUG, PIPE	2
10	PACZZ	02978	MS49005-4	PLUG, PIPE (1/4 STEEL SHIPPED LOOSE W/CYLINDER HEAD)	5
11	PACZZ	96906	MS20913-2S	PLUG, PIPE (1/4 STEEL SHIPPED LOOSE W/CYLINDER HEAD).	7
12	PACZZ	72582	5154453	PLUG, MACHINE THREAD SPECIAL (SHIPPED LOOSE W/CYLINDER HEAD)	4
13	PACZZ	72582	5178976	PLUG, CYLINDER HEAD SPECIAL (SHIPPED LOOSE W/CYLINDER HEAD)	4
14	PACZZ	72582	5193541	PLUG FUSE	1
15	PACZZ	72582	5199527	PARTS KIT, TUBE, FUEL	3
16	PACZZ	72582	5160037	PACKING, PREFORMED	1
17	XDCZZ	72582	5100929	BUSHING, SLEEVE	2
18	PACZZ	72582	5172874	NOZZLE, WATER (SINGLE OUTLET)	4
19	PACZZ	72582	5111332	NOZZLE, WATER (DOUBLE OUTLET)	4
20	XDCZZ	72582	5186577	WASHER, FLAT OIL SEAL (END WATER HOLE) PART OF KIT P/N 5193116	2
21	KFCZZ	72582	5183305	GASKET HEAD WATER AND OIL PART OF KIT P/N 5192637 PART OF KIT P/N 5193116 PART OF KIT P/N 5193113	2
22	XDCZZ	72582	5183330	GASKET HEAD COMPRESSION PART OF KIT P/N 5192637 PART OF KIT P/N 5193116 PART OF KIT P/N 5193113	3
23	PACZZ	72582	5186579	GASKET PART OF KIT P/N 51931 16	4
24	PACZZ	96906	MS90725-3	SCREW, CAP, HEXAGON H	6
25	PACZZ	96906	MS35338-44	WASHER, LOCK	6
26	XDCZZ	72582	5150268	COVER, ACCESS	3
27	KFCZZ	72582	5123812	GASKET COVER PART OF KIT P/N 5192637 PART OF KIT P/N 5193116 PART OF KIT P/N 5193113	4

END OF FIGURE

1
2-4

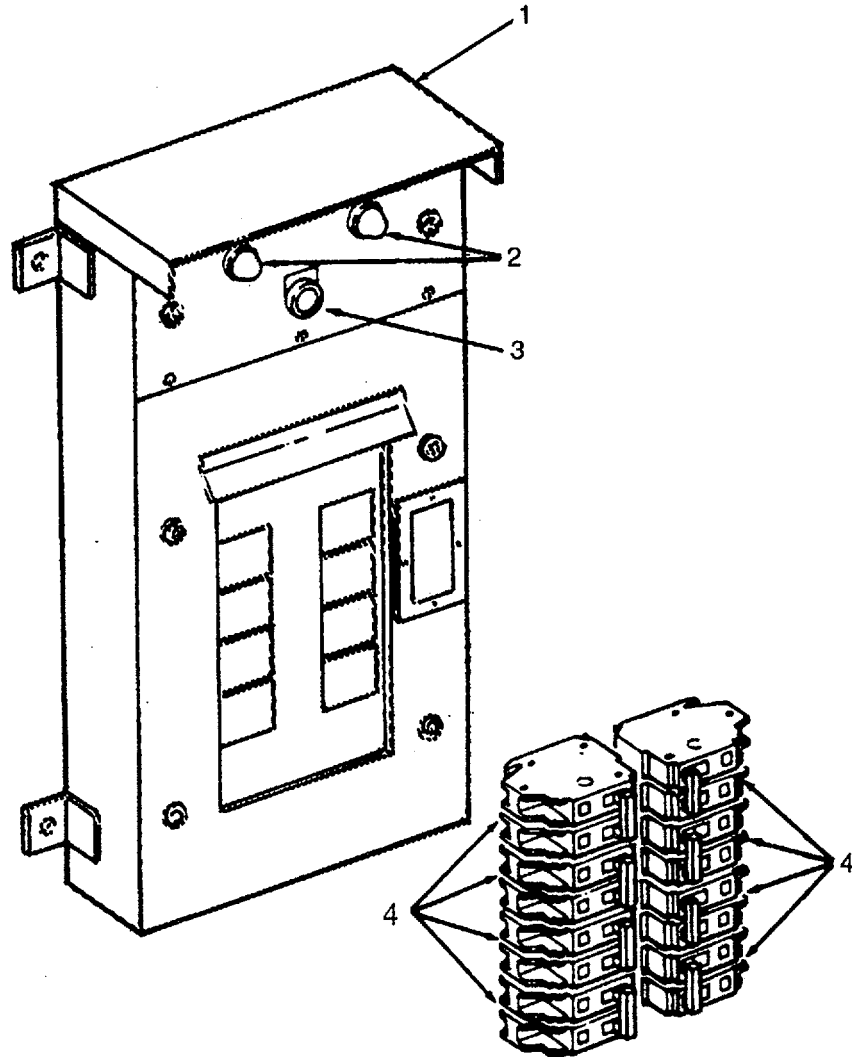


Figure 108. Valve Operating Mechanism

(1) ITEM NO	(2) SMR CODE	(3) CAGEC	(4) PART NUMBER	(5) DESCRIPTION AND USABLE ON CODES(UOC)	(6) QTY
GROUP 02 ELECTRIC POWER GENERATION					
FIG. 108 VALVE OPERATING MECHANISM					
1	PACZZ	72582	5150325	BOLT, FLUID PASSAGE SHAFT BRACKET.	12
2	XDCZZ	725B7	5150324	BRACKET, EYE, ROTATIN ROTATING,	6
3	PACZZ	72582	5150322	SHAFT SHAFT ASSEMBLY, ROCK	
4	PACZZ	72582	5151272	ROCKER ARM	3
5	PACZZ	72582	5148472	PLUG, PROTECTIVE DUST	1
				ROCKER ARM, ENGINE P	
				EXHAUST	3
				VALVE ROCKER (LEFT)	
6	PACZZ	72582	5150314	PIN, HOLLOW ROCKER ARM CLEVIS	1
7	PACZZ	72582	5123700	BUSHING, SLEEVE EXHAUST VALVE	1
				ROCKER ARM CLEVIS.....	
8	PACZZ	72582	5150312	CLEVIS, ROD END VALVE ROCKER ARM.	1
9	PACZZ	72582	5150311	BEARING, SLEEVE VALVE ROCKER ARM	1
				(SMALL).....	
10	PACZZ	72582	5122445	BUSHING, SLEEVE VALVE ROCKER ARM	1
				(LARGE)	
11	PACZZ	72582	5148475	ROCKER ARM, ENGINE P EXHAUST	3
				VALVE ROCKER (RIGHT)	
12	PACZZ	72582	5150314	PIN, HOLLOW ROCKER ARM CLEVIS	1
13	PACZZ	72582	5123700	BUSHING, SLEEVE EXHAUST VALVE	1
				ROCKER ARM CLEVIS.....	
14	PACZZ	72582	5150312	CLEVIS, ROD END VALVE ROCKER ARM.	1
15	PACZZ	72582	5150311	BEARING, SLEEVE VALVE ROCKER ARM	1
				(SMALL).....	
16	PACZZ	72582	5122445	BUSHING, SLEEVE VALVE ROCKER ARM	1
				(LARGE)	
17	PACZZ	72582	5179954	ROCKER ARM, ENGINE P INJECTOR	3
				ROCKER	
18	PACZZ	72582	5150314.	PIN, HOLLOW	1
19	PACZZ	72582	5123700	BUSHING, SLEEVE ROCKER ARM CLEVIS	1
20	PACZZ	72582	5150312	CLEVIS, ROD END ROCKER ARM	1
21	PACZZ	72582	5150311	BEARING, SLEEVE ROCKER ARM	1
22	PACZZ	72582	5150318	BEARING, SLEEVE ROCKER ARM	1
				(LARGE)	
23	PACZZ	96906	MS90725-6	SCREW, CAP, HEXAGON H	6
24	PACZZ	96906	MS35338-44	WASHER, LOCK	6
25	PACZZ	72582	5150298	GUIDE, CAM FOLLOWER	3
26	XDCZZ	72582	5115087	FOLLOWER ASSEMBLY CAM	9
27	PACZZ	72582	5195220 .	ROLLER SET CAM FOLLOWER	1
				INCLUDES BUSHING AND PIN	
28	PACZZ	72582	5151601	NUT, PLAIN, HEXAGON	9
29	PACZZ	72582	5150303	RING, RETAINING	9
30	PACZZ	72582	5150302	SEAT, HELICAL COMPRE	18
31	PACZZ	72582	5186858	SPRING, HELICAL, COMP	9
32	PACZZ	72582	5123250	SEAT, HELICAL	9
33	PACZZ	72582	5128640	PUSH ROD, ENGINE POP	9

END OF FIGURE

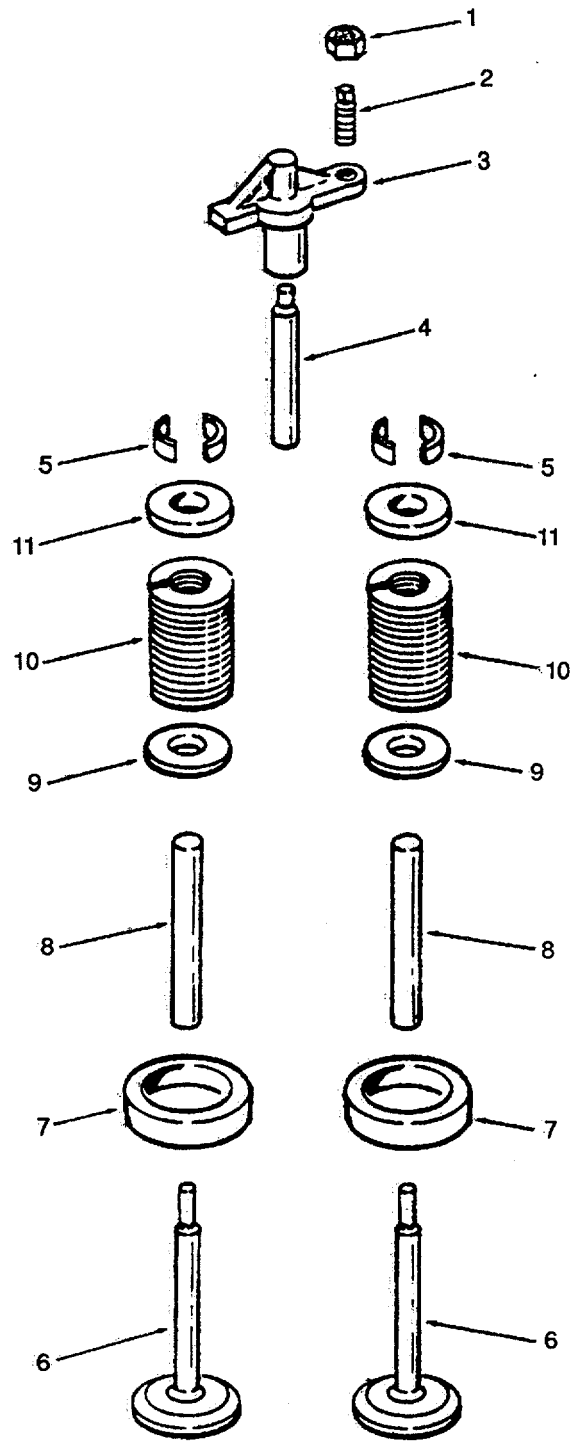


Figure 109. Exhaust Valve Arrangement.

SECTION II

TM 55-1905-220-20P

(1) ITEM NO	(2) SMR CODE	(3) CAGEC	(4) PART NUMBER	(5) DESCRIPTION AND USABLE ON CODES(UOC)	(6) QTY
GROUP 02 ELECTRIC POWER GENERATION					
FIG. 109 EXHAUST VALVE ARRANGEMENT					
1	PACZZ	72582	5151601	NUT, PLAIN, HEXAGON BRIDGE ADJUSTING	6
2	PACZZ	72582	5129101	SETSCREW	6
3	PACZZ	72582	5117565	BRIDGE, EXHAUST VALV VALVE	12
4	PACZZ	72582	5117564	PIN, STRAIGHT	6
5	PACZZ	72582	5111337	LOCK, VALVE SPRING R	24
6	PACZZ	72582	23500501	PARTS KIT, ENGINE PO	12
7	PACZZ	72582	5101101	SEAT, VALVE VALVE EXHAUST VALVE INSERT IS INCLUDED IN FIGURE 107	12
8	PACZZ	72582	5129919	GUIDE, VALVE STEM EXHAUST VALVE GUIDE IS INCLUDED IN FIGURE 107	12
9	PACZZ	72582	5117562	WASHER, FLAT SPRING	12
10	PACZZ	72582	5147347	SPRING, HELICAL VALVE	12
11	PACZZ	72582	5117563	SEAT, HELICAL SPRING	12
END OF FIGURE					

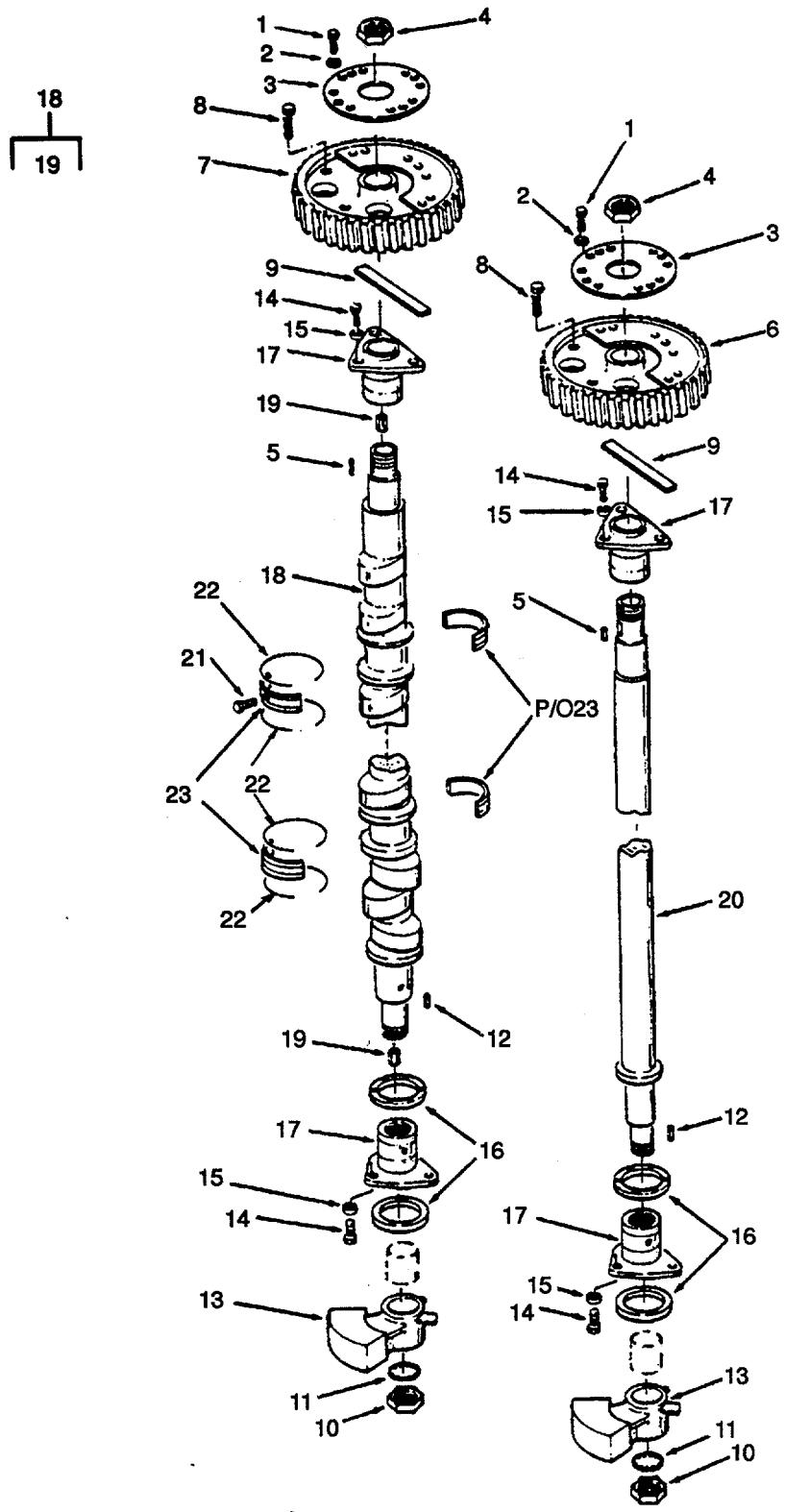


Figure 110. Camshaft and Gear Train.

(1) ITEM NO	(2) SMR CODE	(3) CAGEC	(4) PART NUMBER	(5) DESCRIPTION AND USABLE ON CODES(UOC)	(6) QTY
GROUP 02 ELECTRIC POWER GENERATION					
FIG. 110 CAMSHAFT AND GEAR TRAIN					
1	PACZZ	96906	MS90726-60	SCREW, CAP, HEXAGON H	8
2	PACZZ	96906	MS35338-46	WASHER, LOCK	8
3	XDCZZ	72582	5172734	PLATE, RETAINING, SHA BALANCER SHAFT GEAR NUT	2
4	PACZZ	72582	5150087	NUT, PLAIN, HEXAGON WEIGHT	2
5	PACZZ	96906	MS35756-17	KEY, WOODRUFF	2
6	PACZZ	72582	5121815	GEAR, HELICAL	1
7	PACZZ	72582	5121816	GEAR, HELICAL (HELIX)	1
8	XDCZZ	96906	MS90726-63	SCREW, CAP, HEXAGON H	4
9	XDCZZ	72582	5121968	DIFFERENTIAL, DRIVIN	2
10	PACZZ	72582	5150087	NUT, PLAIN, HEXAGON BALANCER SHAFT GEAR	2
11	PACZZ	72582	5177769	WASHER, LOCK FRONT BALANCE WEIGHT.	2
12	PACZZ	72582	5153914	KEY, WOODRUFF	2
13	XDCZZ	72582	5153000	WEIGHT, CAMSHAFT BALANCE	2
14	PACZZ	96906	MS90725-62	SCREW, CAP, HEXAGON H	12
15	PACZZ	96906	MS35338-46	WASHER, LOCK	12
16	PACZZ	72582	5111424	BEARING, WASHER BALANCER SHAFT END BRG THRUST STANDARD SIZE	4
17	PACZZ	72582	5111422	BEARING, SLEEVE BALANCER SHAFT END STANDARD SIZE INCLUDES BUSHINGS.	4
18	PACZZ	72582	5185745	CAMSHAFT, ENGINE STAMPED 5185746	1
19	PACZZ	72582	5151277	PIN, STRAIGHT, HEADLE CAMSHAFT	2
20	XDCZZ	72582	5158671	ASSEMBLY SHAFT, SHOULDERED	1
21	PACZZ	72582	5123383	SETSCREW	2
22	PACZZ	72582	5115572	RING, RETAINING INTERMEDIATE BEARING LOCK	4
23	PACZZ	72582	5196022	BEARING, HALF SET CAMSHAFT INTERMEDIATE STANDARD SIZE CONSISTS OF ONE UPPER AND ONE LOWER BEARING	2

END OF FIGURE

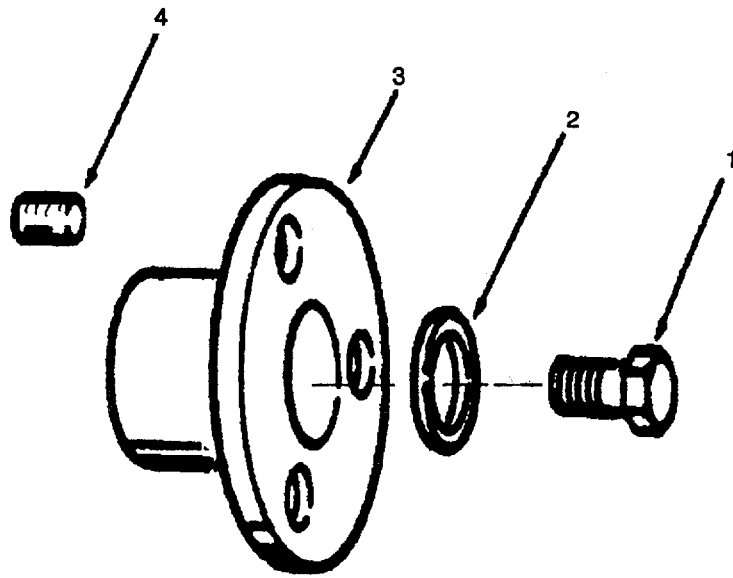


Figure 111. Idler Gear Hole Spacer Assembly.

SECTION II

TM 55-1905-220-20P

(1) ITEM NO	(2) SMR CODE	(3) CAGEC	(4) PART NUMBER	(5) DESCRIPTION AND USABLE ON CODES(UOC)	(6) QTY
GROUP 02 ELECTRIC POWER GENERATION					
FIG. 111 IDLER GEAR HOLE SPACER					
ASSEMBLY					
1	PACZZ	96906	MS90725-117	SCREW, CAP, HEXAGON H	1
2	PACZZ	96906	MS27183-17	WASHER, FLAT	1
3	XDCZZ	72582	5131719	SPACER, SLEEVE IDLER GEAR HOLE	1
4	PACZZ	72582	5151444	PIN, HOLLOW ASSEMBLY	1

END OF FIGURE

1
2 - 10

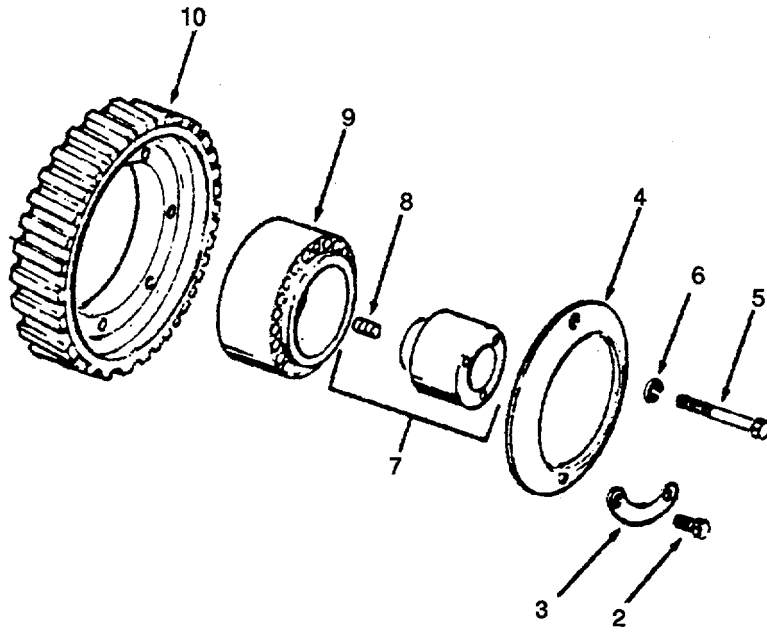


Figure 112. Idler Gear.

SECTION II

TM 55-1905-220-20P

(1) ITEM NO	(2) SMR CODE	(3) CAGEC	(4) PART NUMBER	(5) DESCRIPTION AND USABLE ON CODES(UOC)	(6) QTY
				GROUP 02 ELECTRIC POWER GENERATION FIG. 112 IDLER GEAR	
1	PACZZ	72582	5199383	GEAR, HELICAL	1
2	PACZZ	96906	MS90726-29	BOLT, MACHINE	6
3	XDCZZ	72582	5176999	LOCKING PLATE	3
4	XDCZZ	72582	5176998	PLATE, RETAINING, BEA	1
5	PACZZ	96906	MS90725-117	SCREW, CAP, HEXAGON H	1
6	PACZZ	96906	MS27183-17	WASHER, FLAT	1
7	XDCZZ	72582	5130135	HUB, BODY GEAR	1
8	XDCZZ	72582	5151444	PIN, HOLLOW	1
9	PACZZ	72582	7451948	BEARING, ROLLER, TAPE TAPERED, IDLER GEAR	1
10	PACZZ	72582	5113817	GEAR, HELICAL HELIX)	1
				END OF FIGURE	

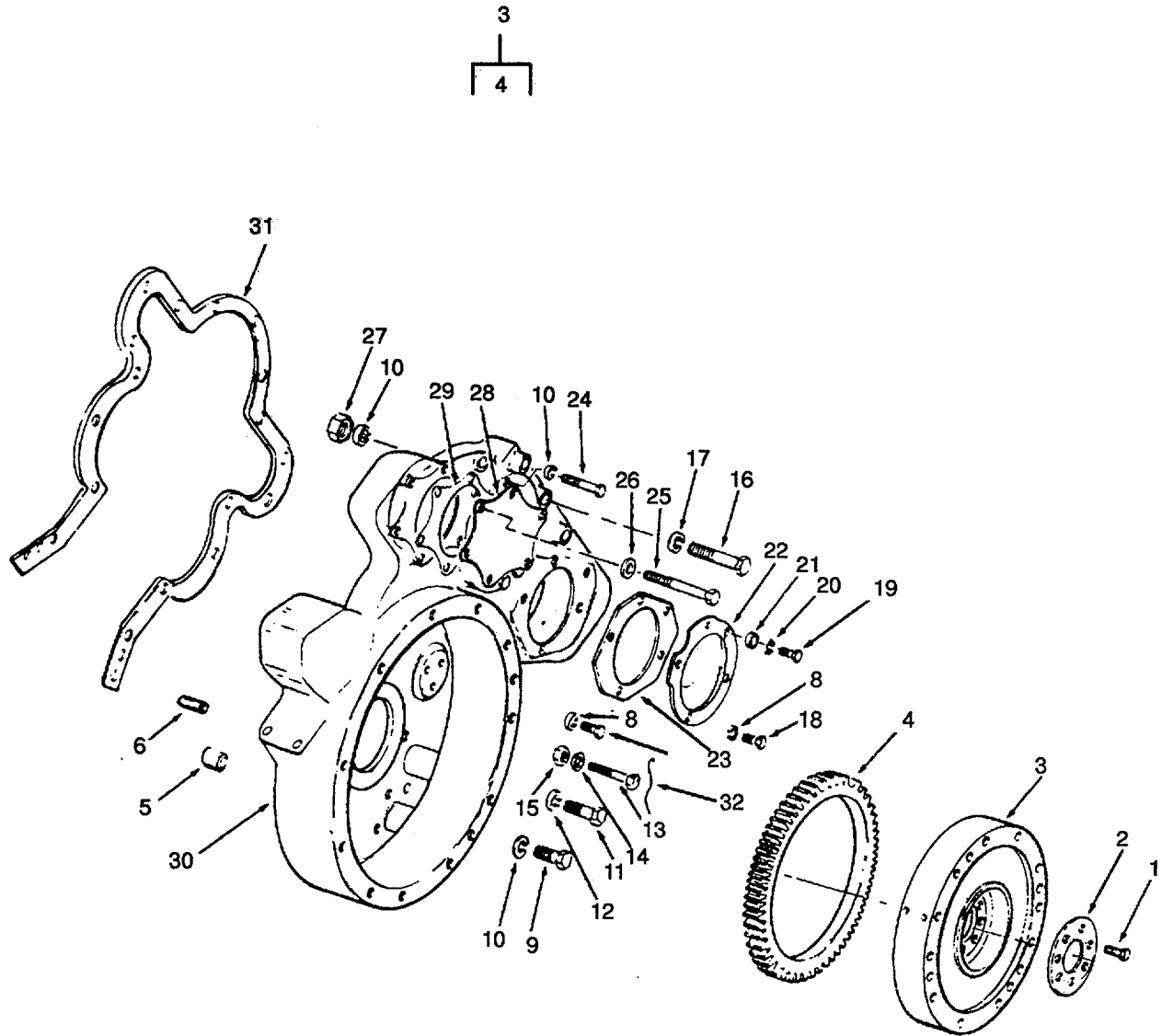


Figure 113. Flywheel and Housing.

(1) ITEM NO	(2) SMR CODE	(3) CAGEC	(4) PART NUMBER	(5) DESCRIPTION AND USABLE ON CODES(UOC)	(6) QTY
GROUP 02 ELECTRIC POWER GENERATION FIG. 113 FLYWHEEL AND HOUSING					
1	PACZZ	72582	9411631	BOLT, SELF-LOCKING 9/16-18X2-3/4	6
2	XDCZZ	72582	5120753	PLATE, RETAINING, SHA RETAINER)	1
3	XDCZZ	72582	5176322	FLYWHEEL ASSEMBLY	1
4	PACZZ	72582	5166664	GEAR, SPUR	1
5	PACZZ	96906	MS20913-10S	PLUG, PIPE	1
6	PACZZ	96906	MS20913-8S	PLUG, PIPE	1
7	XDCZZ	96906	MS90725-120	SCREW CAP HEX HEAD	6
8	XDCZZ	96906	MS35338-46	WASHER, LOCK	14
9	PACZZ	96906	MS90726-75	SCREW, CAP, HEXAGON H	4
10	PACZZ	96906	MS35338-46	WASHER, LOCK	10
11	PACZZ	96906	MS90725-60	SCREW, CAP, HEXAGON H	2
12	PACZZ	96906	MS35338-46	WASHER, LOCK	2
13	PACZZ	72582	5186314	BOLT	6
14	PACZZ	72582	5138619	WASHER, ENGINE 25/64 X 3/4 X 0.083	6
15	PACZZ	72582	5103026	NUT, PLAIN, HEXAGON	4
16	XDCZZ	96906	MS90726-74	SCREW, CAP, HEXAGON H	4
17	PACZZ	96906	MS35338-46	WASHER, LOCK	4
18	PACZZ	96906	MS90725-109	SCREW, CAP, HEXAGON H	8
19	PACZZ	96906	MS90725-84	SCREW, CAP, HEXAGON H	2
20	PACZZ	96906	MS35338-47	WASHER, LOCK	2
21	PACZZ	96906	MS15795-514	WASHER, FLAT	2
22	XDCZZ	72582	5122281	COVER, ACCESS HOUSING LARGE HOLE	2
23	PACZZ	72582	5117061	GASKET HOUSING LARGE HOLE PART OF KIT P/N 5193113	2
24	XDCZZ	96906	MS90725-59	SCREW, CAP, HEXAGON	2
25	XDCZZ	96906	MS90726-78	SCREW CAP HEX HEAD	4
26	PACZZ	72582	5138619	WASHER, ENGINE 25/64 X 3/4 X 0.083	4
27	PACZZ	96906	MS51968-8	NUT, PLAIN, HEXAGON	4
28	XDCZZ	72582	5154669	COVER FLYWHEEL HOUSING SMALL HOLE	1
29	PACZZ	72582	5113061	GASKET HOUSING SMALL HOLE COVER	1
30	XDCZZ	72582	5136473	PART OF KIT P/N 5193113	1
31	PACZZ	72582	5150054	HOUSING ASSEMBLY FLYWHEEL	1
32	PACZZ	72582	5187323	GASKET HOUSING PART OF KIT P/N 5193113	1
				WIRE	2

END OF FIGURE

3
4-8

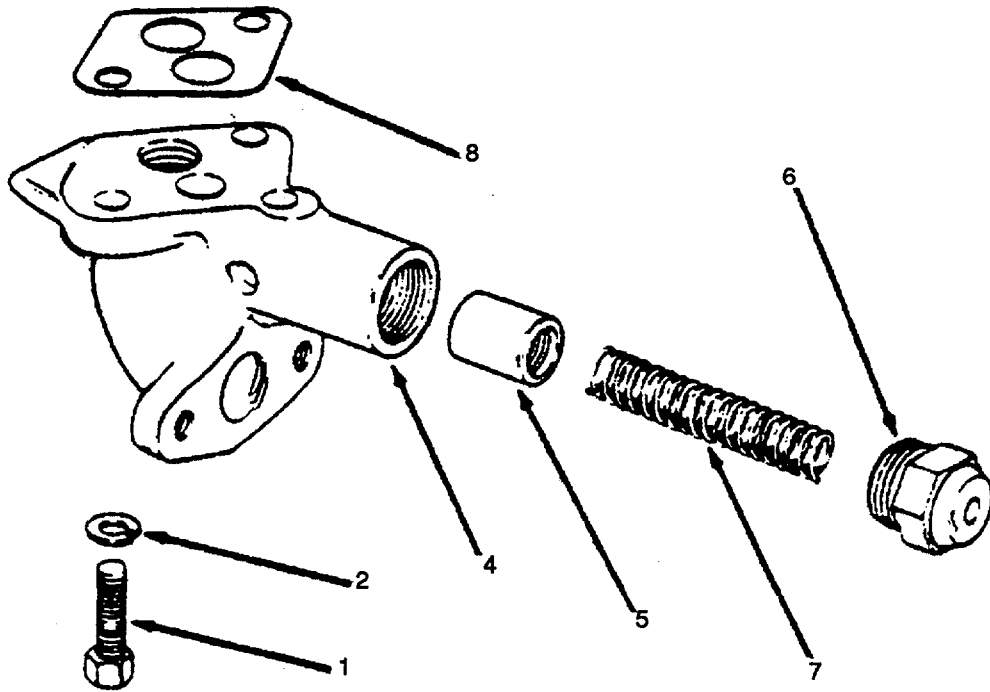


Figure 114. Oil Pressure Rewgulator.

SECTION II					
(1)	(2)	(3)	(4)	(5)	(6)
ITEM	SMR		PART		
NO	CODE	CAGEC	NUMBER	DESCRIPTION AND USABLE ON CODES(UOC)	QTY
				GROUP 02	ELECTRIC POWER GENERATION
				FIG. 114	OIL PRESSURE REGULATOR
1	XDCZZ	96906	MS90725-35	BOLT, MACHINE	2
2	XDCZZ	96906	MS35338-45	WASHER, LOCK	2
3	PACZZ	72582	5159384	REGULATOR, OIL PRESS OIL PRESSURE.	1
4	XDCZZ	72582	5159382	BODY OIL PRESSURE REGULATOR	1
5	PACZZ	72582	5120082	DISK, VALVE REGULATOR	1
6	PACZZ	72582	5156816	PLUG, VENT REGULATOR	1
7	PACZZ	72582	5156815	SPRING, HELICAL, COMP	1
8	PACZZ	72582	5154199	GASKET PART OF KIT P/N 5193113	1

END OF FIGURE

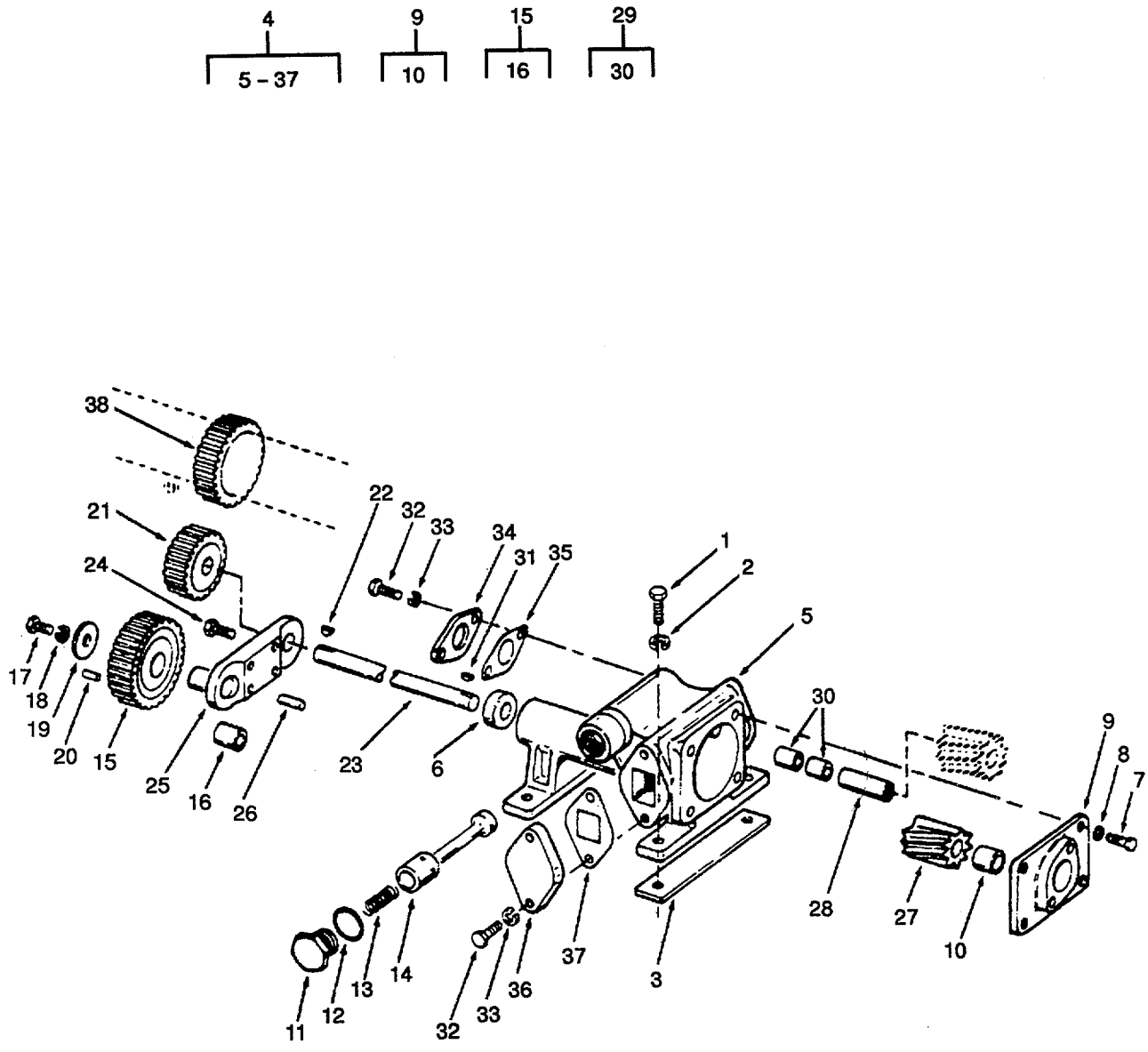


Figure 115. Lube Oil Pump.

SECTION II

TM 55-1905-220-20P

(1) ITEM NO	(2) SMR CODE	(3) CAGEC	(4) PART NUMBER	(5) DESCRIPTION AND USABLE ON CODES(UOC)	(6) QTY
				GROUP 02	ELECTRIC POWER GENERATION
				FIG. 115	LUBE OIL PUMP
1	PACZZ	96906	MS90727-60	SCREW, CAP, HEXAGON H	4
2	PACZZ	96906	MS35338-46	WASHER, LOCK	4
3	PACZZ	72582	5176119	SHIM .005 INCH	4
4	PACZZ	72582	5175986	OIL PUMP ASSEMBLY, E.	1
5	XDCZZ	72582	5175680	BODY ASSEMBLY OIL PUMP	1
6	KFCZZ	72582	5153147	BEARING, SLEEVE BODY PART OF KIT P/N 5194800.....	2
7	PACZZ	96906	MS90725-36	SCREW, CAP, HEXAGON H.....	4
8	XDCZZ	96906	MS35338-45	WASHER, LOCK	4
9	XDCZZ	72582	5154252	COVER ASSEMBLY OIL PUMP	1
10	KFCZZ	72582	5153154	BEARING, SLEEVE COVER PART OF KIT P/N 5194800.....	1
11	PACZZ	72582	5152613	PLUG, MACHINE THREAD RELIEF VALVE	2
12	KFCZZ	72582	105456	GASKET INCH OIL PUMP RELIEF VALVE PART OF KIT P/N 5194800 PART OF KIT P/N 5192106.....	2
13	KFCZZ	72582	5155765	SPRING, HELICAL, COMP RELIEF VALVE PART OF KIT P/N 5194800	1
14	PACZZ	72582	5153247	VALVE, SAFETY RELIEF	1
15	KFCZZ	72582	5156683	GEAR, SPUR PUMP IDLER PART OF KIT 1 P/N 5194800.....	1
16	KFCZZ	72582	5156521	BEARING, SLEEVE IDLER GEAR PART OF KIT P/N 5194800.....	1
17	PACZZ	96906	MS90725-33	BOLT, MACHINE	1
18	PACZZ	72582	5175944	WASHER, KEYWAY IDLER GEAR	1
19	PACZZ	72582	5156683	GEAR, SPUR IDLER GEAR	1
20	PACZZ	72582	443230	PIN, GROOVED, HEADLES HEADLESS	1
21	PACZZ	72582	5156528	GEAR, SPUR PART OF KIT P/N 5194800	1
22	PACZZ	96906	MS35756-8	KEY, WOODRUFF	1
23	KFCZZ	72582	5153309	SHAFT, SHOULDERED DRIVE PART OF KIT P/N 5194800	1
24	XDCZZ	96906	MS90725-59	SCREW, CAP, HEXAGON	1
25	XDCZZ	72582	5169195	BRACKET, EYE, NONROTA IDLER GEAR	1
26	PACZZ	72582	5176035	PIN, STRAIGHT, HEADLE HEADLESS, IDLER GEAR SUPPORT.....	1
27	KFCZZ	72582	5166650	GEAR, HELICAL PART OF KIT P/N 5194800.....	1
28	KFCZZ	72582	5153310	PIN, STRAIGHT, HEADLE DRIVEN GEAR PART OF KIT P/N 5194800.....	1
29	KFCZZ	72582	5166649	GEAR, HELICAL PUMP DRIVEN PART OF KIT P/N 5194800	1
30	KFCZZ	72582	5166840	BUSHING OIL PUMP DRIVEN GEAR PART OF KIT P/N 5194800.....	2
31	PACZZ	96906	MS35756-8	KEY, WOODRUFF	1
32	PACZZ	80204	B1821BH031C075N	BOLT, MACHINE	4
33	XDCZZ	96906	MS35338-45	WASHER, LOCK	4
34	XDCZZ	72582	5156955	COVER, ACCESS	1
35	KFCZZ	72582	5151370	GASKET PART OF KIT P/N 5194800	1

SECTION II

TM 55-1905-220-20P

(1) ITEM NO	(2) SMR CODE	(3) CAGEC	(4) PART NUMBER	(5) DESCRIPTION AND USABLE ON CODES(UOC)	(6) QTY
				PART OF KIT P/N 5192106.....	
36	XDCZZ	72582	5153311	COVER OIL PUMP PAD	1
37	KFCZZ	72582	5153313	GASKET PART OF KIT P/N 5194800	1
				PART OF KIT P/N 5192106	
38	XDCZZ	72582	5166821	GEAR, SPUR.....	1
	KFCZZ	72582	5194800	PARTS KIT, ENGINE OI PUMP	1
				BEARING, SLEEVE (1)(115-10)
				BEARING, SLEEVE	(1) 115-16
				BEARING, SLEEVE	(2) 115-6
				BUSHING OIL PUMP	(2) 115-30
				GASKET	(2) 115-12
				GASKET	(1) 115-35
				GASKET	(1) 115-37
				GEAR, HELICAL (1) 115-27
				GEAR, HELICAL (1) 115-29
				GEAR, SPUR.....	(1) 115-15
				GEAR, SPUR.....	(1) 115-21
				PIN, STRAIGHT, HEADLE	(1) 115-28
				SHAFT, SHOULDERED	(1) 115-23
				SPRING, HELICAL, COMP	(1) 115-13

END OF FIGURE

115-2

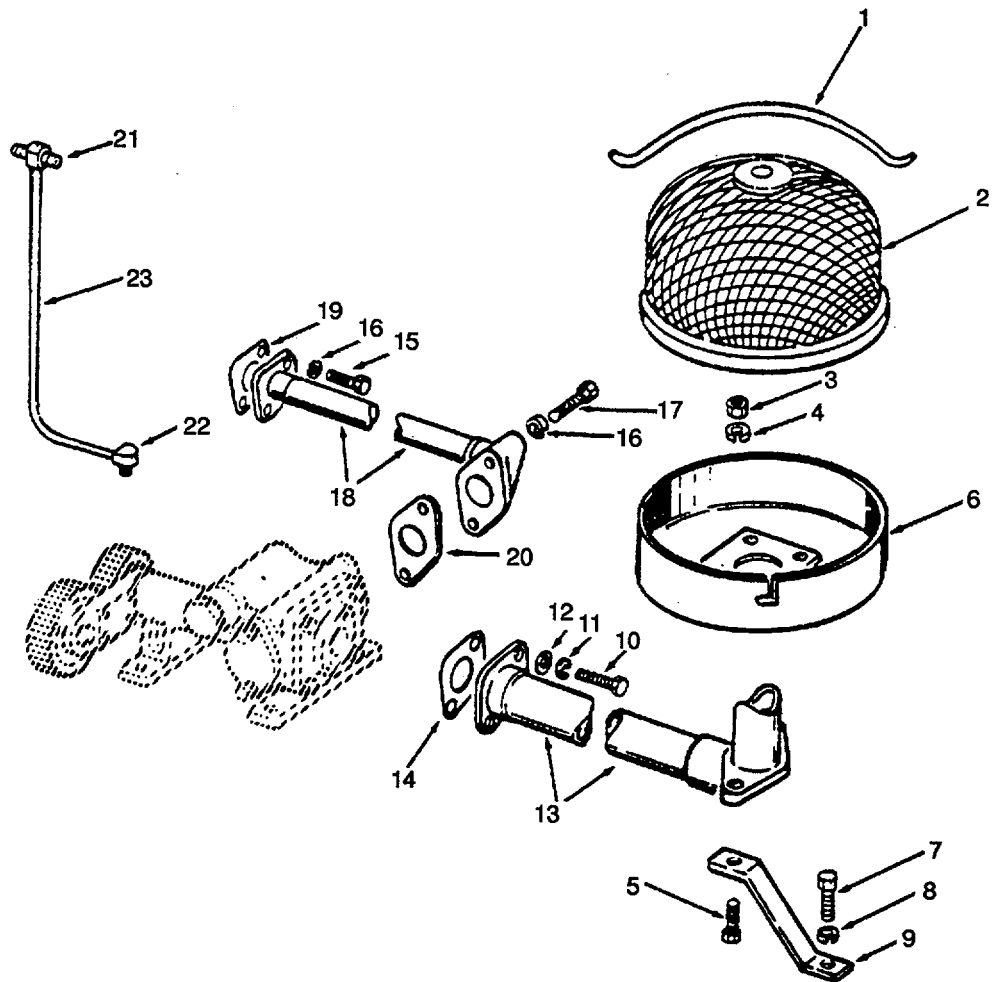


Figure 116. Oil Distribution System (Sheet 1 of 2).

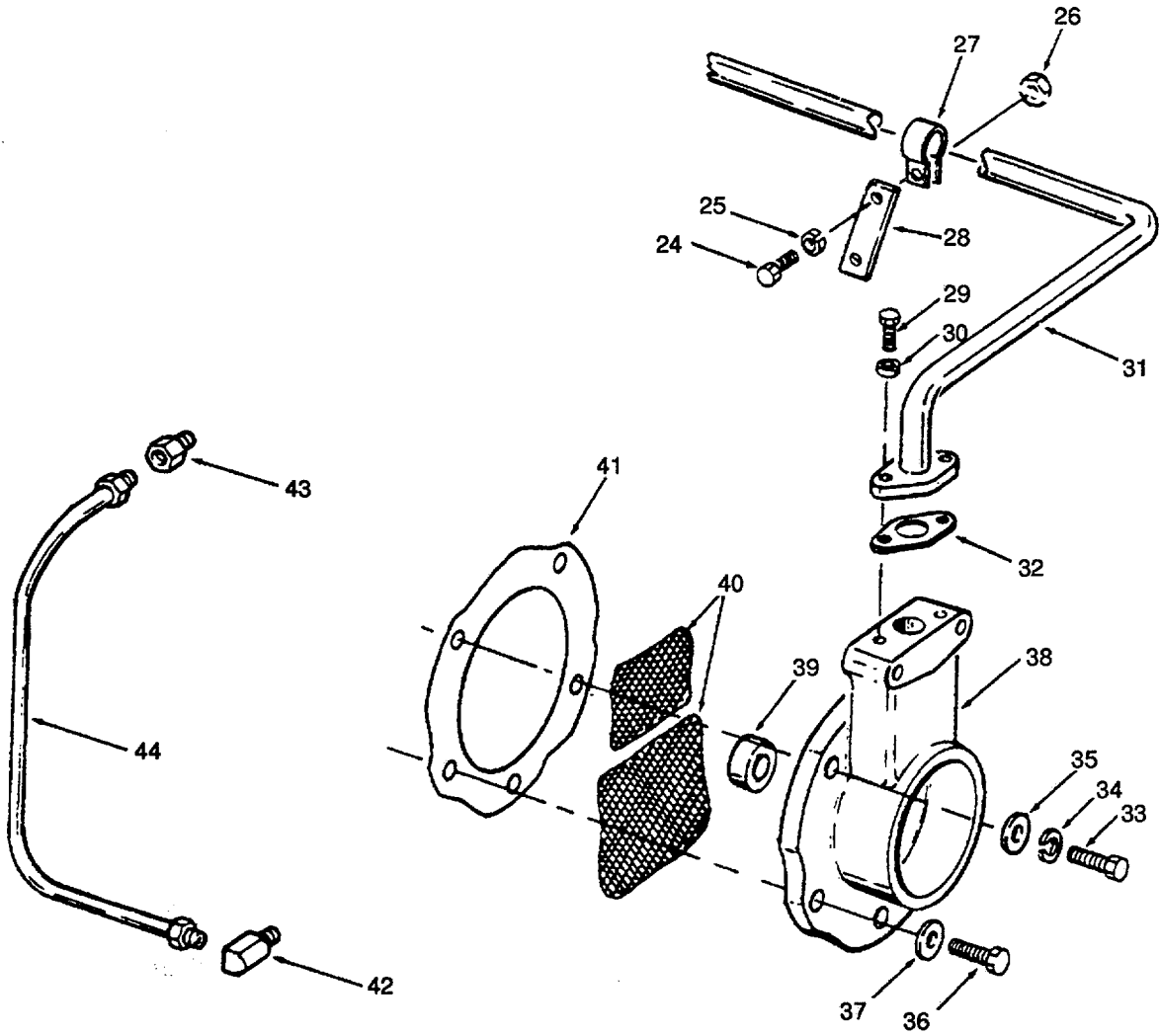


Figure 116. Oily Distribution System (Sheet 2 of 2)

SECTION II

TM 55-1905-220-20P

(1) ITEM NO	(2) SMR CODE	(3) CAGEC	(4) PART NUMBER	(5) DESCRIPTION AND USABLE ON CODES(UOC)	(6) QTY
				GROUP 02	ELECTRIC POWER GENERATION
				FIG. 116	OIL DISTRIBUTION SYSTEM
1	XDCZZ	72582	5153284	CLIP, RETAINING INLET SCREEN	1
2	PACZZ	72582	5153286	STRAINER ELEMENT, SE INLET	1
3	PACZZ	96906	MS51968-5	NUT, PLAIN, HEXAGON 1-1/2-11-1/2	2
				NPSH.....	
4	XDCZZ	96906	MS35338-45	WASHER, LOCK	2
5	PACZZ	72586	9417889	BOLT, MACHINE 5/16-18 X 1-1/8	2
6	XDCZZ	72582	5118302	STRAINER, OIL PUMP INLET SCREEN	1
7	PACZZ	96906	MS90727-58	SCREW, CAP, HEXAGON H	2
8	PACZZ	96906	MS35338-46	WASHER, LOCK	2
9	XDCZZ	72582	5166868	BRACKET, INLET SCREE SCREEN	2
				SUPPORT	
10	PACZZ	96906	MS90725-34	BOLT, MACHINE	2
11	XDCZZ	96906	MS35338-45	WASHER, LOCK	2
12	PACZZ	96906	MS27183-11	WASHER, FLAT	2
13	XDCZZ	72582	5166848	INLET, BENT, PUMP, OIL	1
14	KFCZZ	72582	5153627	GASKET OIL PUMP INLET PIPE PART	1
				OF KIT P/N 5192106 PART OF KIT P/N 5193113.....	
15	PACZZ	96906	MS90725-33	BOLT, MACHINE	2
16	XDCZZ	96906	MS35338-45	WASHER, LOCK	2
17	XDCZZ	96906	MS90725-35	BOLT, MACHINE	2
18	XDCZZ	72582	5159388	PIPE, OUTLET, OIL PUM OUTLET	1
19	KFCZZ	72582	5151370	GASKET OUTLET PIPE (1-7/8 BLT	1
				CTR) PART OF KIT P/N 5192106 PART OF KIT P/N 5193113.....	
20	KFCZZ	72582	5153313	GASKET OUTLET PIPE (2-1/8 BLT	1
				CTR) PART OF KIT P/N 5192106 PART OF KIT P/N 5193113.....	
21	XDCZZ	72582	5167220	TEE, PIPE TO TUBE BEARING OIL	1
22	XDCZZ	72582	225810	TUBE ASSEMBLY, METAL INVERTED	1
				FLARE TUBE 90 DEGREE.....	
23	PACZZ	72582	5150431	TUBE ASSEMBLY, METAL BEARING OIL	1
24	XDCZZ	96906	MS90726-59	SCREW, CAP, HEXAGON	1
25	PACZZ	96906	MS35338-46	WASHER, LOCK	1
26	PACZZ	96906	MS51968-8	NUT, PLAIN, HEXAGON	1
27	XDCZZ	72582	5163905	CLAMP, LOOP	1
28	XDCZZ	72582	5188248	BRACKET CLIP	1
29	PACZZ	96906	MS90725-33	BOLT, MACHINE	2
30	XDCZZ	96906	MS35338-45	WASHER, LOCK	1
31	XDCZZ	72582	5125933	PIPE ASSEMBLY BREATHER	1
32	KFCZZ	72582	5163299	GASKET TUBE PART OF KIT P/N 1 5192637 PART OF KIT P/N 5193116 PART OF KIT P/N 5193113.....	
33	XDCZZ	96906	MS90725-85	SCREW CAP HEX HEAD	1
34	PACZZ	96906	MS35338-47	WASHER, LOCK	1
35	PACZZ	72582	5150568	WASHER, FLAT	1
36	PACZZ	96906	MS90725-110	SCREW, CAP, HEXAGON	4
37	PACZZ	38597	50-4-18-17-7	WASHER, FLAT	4

SECTION II

TM 55-1905-220-20P

(1) ITEM NO	(2) SMR CODE	(3) CAGEC	(4) PART NUMBER	(5) DESCRIPTION AND USABLE ON CODES(UOC)	(6) QTY
38	XDCZZ	7258	5111287	SEPARATOR ASSEMBLY BREATHER OIL	1
39	PACZZ	72582	5123453	SEAL, PLAIN ENCASED SEPARATOR	1
40	PACZZ	72582	5163918	FILTERING DISK, FLUI	2
41	PACZZ	72582	5117061	GASKET SEPARATOR PART OF KIT P/N	1
			5193113.....		
42	XDCZZ	72582	224425	ELBOW INVERTED FLARED TUBE 3/16	1
			X 90 DEGREE		
43	XDCZZ	72582	431537	CONNECTOR INVERTED FLARED TUBE 3/	1
			16		
44	XDCZZ	72582	5164051	TUBE ASSEMBLY, METAL CYLINDER	1
			HEAD AIR INLET		
	PACZZ	72582	5193116	GASKET SET	1
			GASKET	(3) 94-6	
			GASKET	(1) 103-13	
			GASKET	(1) 104-4	
			GASKET	(4) 107-27	
			GASKET	(4) 107-23	
			GASKET	(2) 107-21	
			GASKET	(3) 107-22	
			GASKET	(1) 116-32	
			GASKET ENGINE	(2) 102-6	
			RING CYLINDER HEAD	(1) 107-2	
			WASHER, FLAT	(2) 107-20	
	KFCZZ	72582	5192106	GASKET SET	1
			GASKET	(2) 115-12	
			GASKET	(1) 115-35	
			GASKET	(1) 115-37	
			GASKET	(1) 116-19	
			GASKET	(1) 116-20	
			GASKET OIL PUMP	(1) 116-14	
	PCCZZ	72582	5192637	GASKET SET EXCHANGER OVERHAUL	1
			GASKET	(1) 91-6	
			GASKET	(1) 91-8	
			GASKET	(1) 103-13	
			GASKET	(1) 104-4	
			GASKET	(4) 107-27	
			GASKET	(2) 107-21	
			GASKET	(3) 107-22	
			GASKET	(1) 116-32	
			GASKET ENGINE	(2) 102-6	
			GASKET HEAT	(1) 93-27	
			GASKET HEAT	(1) 93-22	
			PACKING, PREFORMED	(2) 93-28	
			WASHER, FLAT	(1) 90-23	

END OF FIGURE

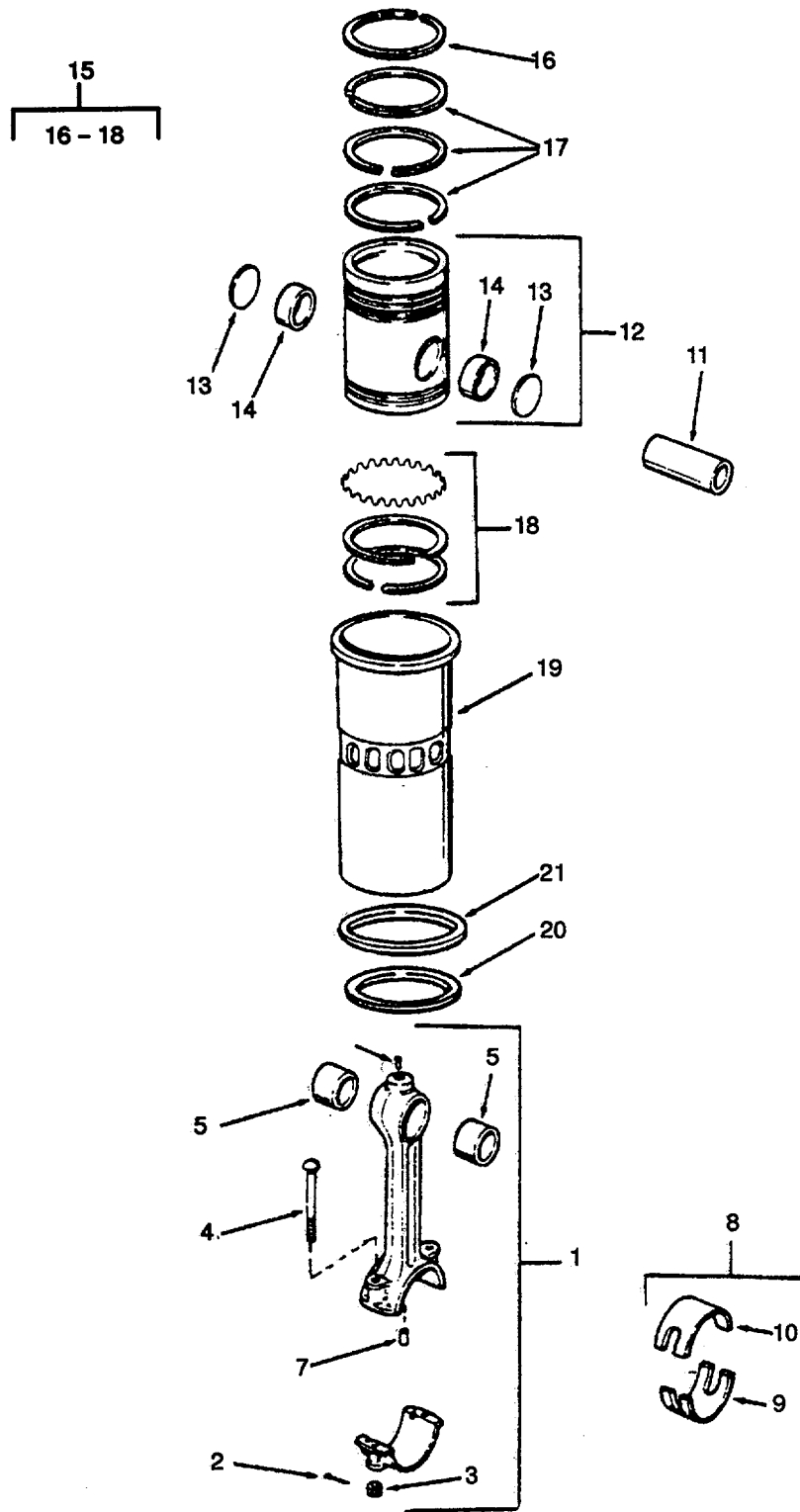


Figure 117. Pistons, Connecting Rods and Liners.

SECTION II

TM 55-1905-220-20P

(1) ITEM NO	(2) SMR CODE	(3) CAGEC	(4) PART NUMBER	(5) DESCRIPTION AND USABLE ON CODES(UOC)	(6) QTY
				GROUP 02	ELECTRIC POWER GENERATION
				FIG. 117	PISTONS, CONNECTING RODS AND LINERS
1	PACZZ	72582	5135515	CONNECTING ROD, PIST CONNECTING	3
2	PACZZ	96906	MS24665-283	PIN, COTTER	2
3	PACZZ	72582	5117629	NUT, PLAIN, HEXAGON ASSEMBLY	2
4	XDCZZ	72582	5125036	BOLT, SHOULDER 7/16-20 X 3-3-32	2
5	PACZZ	72582	5157274	BEARING, SLEEVE ROD PISTON PIN	2
6	PACZZ	72582	5150140	NOZZLE, OIL ROD SPRAY	1
7	PACZZ	72582	5154360	BEARING, SLEEVE ROD	1
8	PACZZ	72582	5192895	BEARING, SLEEVE CONNECTING ROD	3
				BEARING (STANDARD)	
9	XDCZZ	72582	5179633	SHELL LOWER BEARING	1
10	XDCZZ	72582	5179632	SHELL UPPER BEARING	1
11	KFCZZ	72582	5188406	PIN, PISTON (STANDARD) PART OF KIT	3
				P/N 5149262	
12	KFCZZ	72582	5198839	PISTON ASSEMBLY PART OF KIT P/N	3
				5149262	
13	KFCZZ	72582	5188405	DISK, SOLID, PLAIN PART OF KIT P/N	2
				5149262	
14	PACZZ	72582	5155839	BEARING, SLEEVE	2
15	KFCZZ	72582	5199806	RING SET PISTON PART OF KIT P/N	3
				5149262	
16	PACZZ	7258Z	5132606	RING, PISTON -COMPRESSION FIRE	1
17	PACZZ	7258Z	5122321	RING, PISTON-COMPRESSION	3
18	XDCZZ	72582	5197489	RING SET, PISTON CONSISTS OF	1
				SCRAPERS-AND-EXPANDER FOR ONE PISTON	
19	KFCZZ	72582	5113953	CYLINDER SLEEVE (STANDARD) PART	3
				OF KIT P/N 5149262	
20	PACZZ	72582	5199569	SHIM .002 INCH	3
21	PACZZ	72582	5184484	SEAL RING, METAL LINER -FOR-USE W.	3
				STANDARD THROUGH 0.005 OVERS IZE	
				LINER	
21	XDCZZ	72582	5148399	INSERT CYLINDER LIN LINER(RED)	3
21	PACZZ	72582	5148440	INSERT CYLINDER LINER(GREEN)	3
	KFCZZ	72582	5149262	PARTS KIT, PISTON AS	1
				CYLINDER SLEEVE	(3)117-19
				DISK, SOLID, PLAIN	(2)117-13
				PIN, PISTON	(3)117-11
				PISTON ASSEMBLY	(3)117-12
				RING SET PISTON	(3)117-15
END OF FIGURE					

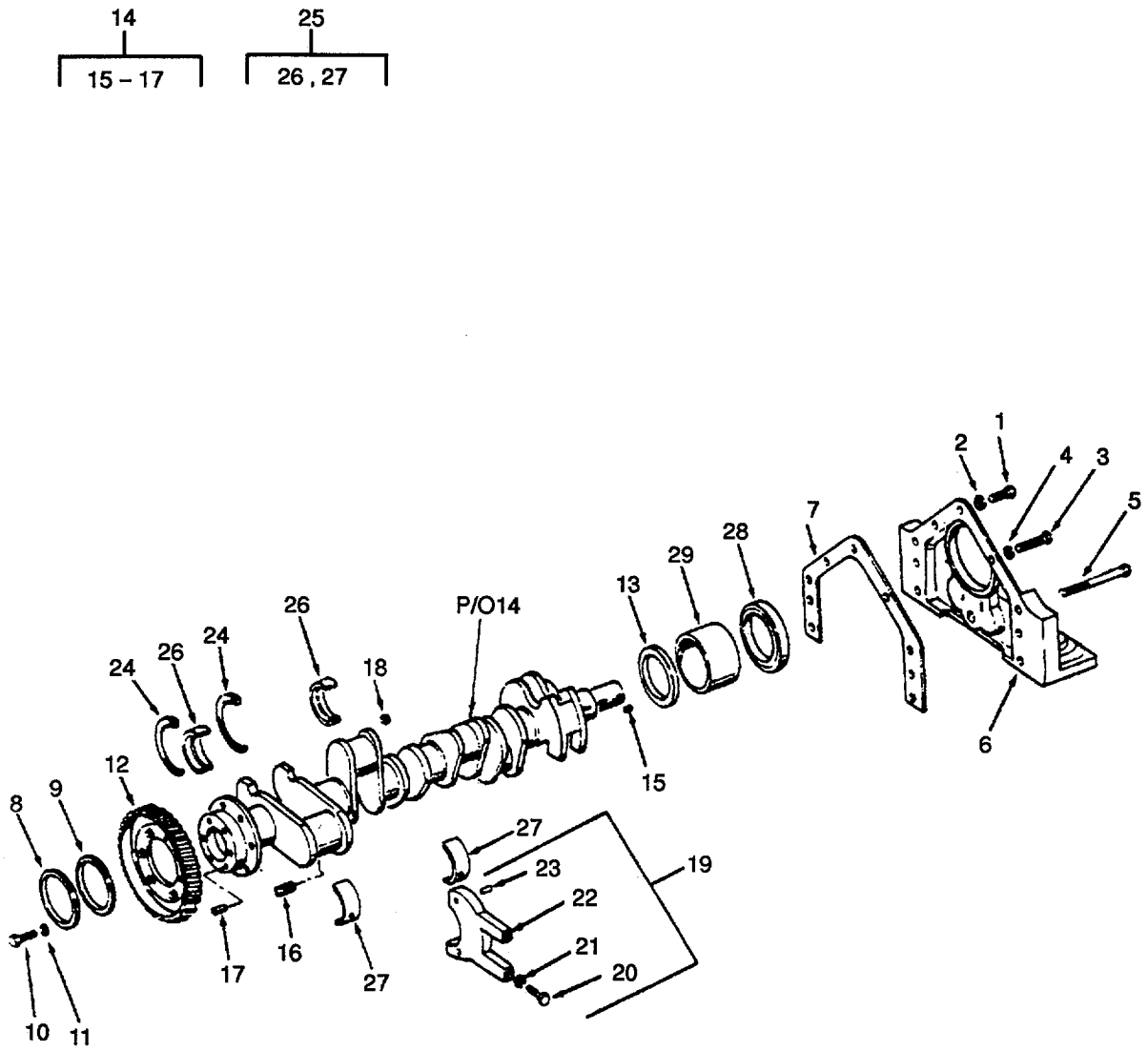


Figure 118. Crankshaft and Bearings.

SECTION II

TM 55-1905-220-20P

(1) ITEM NO	(2) SMR CODE	(3) CAGEC	(4) PART NUMBER	(5) DESCRIPTION AND USABLE ON CODES(UOC)	(6) QTY
				GROUP 02	ELECTRIC POWER GENERATION
				FIG. 118	CRANKSHAFT AND BEARINGS
1	XDCZZ	96906	MS90726-58	SCREW, CAP, HEXAGON H	3
2	PACZZ	96906	MS35338-46	WASHER, LOCK	3
3	XDCZZ	98042	209-4661560-J6	SCREW CAP HEX HEAD	2
4	XDCZZ	96906	MS35338-48	WASHER, LOCK	4
5	PACZZ	96906	MS90725-122	SCREW, CAP, HEXAGON H	2
6	XDCZZ	72582	5175939	COVER CRANKSHAFT FRONT	1
7	PCCZZ	72582	5150181	GASKET FRONT COVER PART OF KIT	1
				P/N 5193113.....	
8	PACZZ	72582	5114335	SEAL, PLAIN ENCASED REAR OIL	1
9	XDCZZ	72582	5192496	RING, RETAINING REAR OIL SEAL	1
10	PACZZ	72582	5150271	BOLT, MACHINE TIMING GEAR	6
11	PACZZ	96906	MS35338-46	WASHER, LOCK	6
12	PACZZ	72582	51513814	GEAR, HELICAL TIMING (RH HELIX)	1
13	PACZZ	72582	5150175	DEFLECTOR, DIRT AND FRONT OIL	1
14	PACHZ	72582	5184215	CRANKSHAFT, ENGINE	1
15	PACZZ	96906	MS35756-12	KEY, WOODRUFF INCLUDES FITTING	1
				4411-10S ON ONE END AND FITTING	
				4412-12-10S ON OTHER END.....	
16	PACZZ	96906	MS20913-1S	PLUG, PIPE.....	3
17	PACZZ	72582	5177528	PIN, STRAIGHT, HEADLESS	2
18	PACZZ	96906	MS20913-2S	PLUG,-PIPE.....	1
19	XDCZZ	72582	5191503	CAP SET CRANKSHAFT MAIN BEARING	4
				MAIN BEARING CAP SET IS PART OF THE	
				CYL BLOCK.....	
20	PACZZ	72582	5152149	BOLT, MACHINE MAIN BEARING CAP	2
21	XDCZZ	96906	MS35338-50	WASHER, LOCK	2
22	XDCZZ	72582	5158674	CAP, BEARING	1
23	PACZZ	72582	141346	PIN, STRAIGHT, HEADLE	4
24	PACZZ	72582	5159353	WASHER HALF, THRUST MAIN BEARING	4
				THRUST STANDARD	
25	PACZZ	72582	5192874	BEARING HALF SET, SL CRANKSHAFT	4
				MAIN BEARING STANDARD.....	
26	XDCZZ	72582	5179631	BEARING HALF SET, SL SLEEVE,	1
				LOWER(STANDARD).....	
27	XDCZZ	72582	5179630	BEARING HALF SET, SL SLEEVE,	1
				LOWER(STANDARD).....	
28	PCCZZ	72582	5115454	SEAL, PLAIN ENCASED FRONT OIL	1
29	XDCZZ	72582	5151475	SPACER, SLEEVE OIL FRONT	1

END OF FIGURE

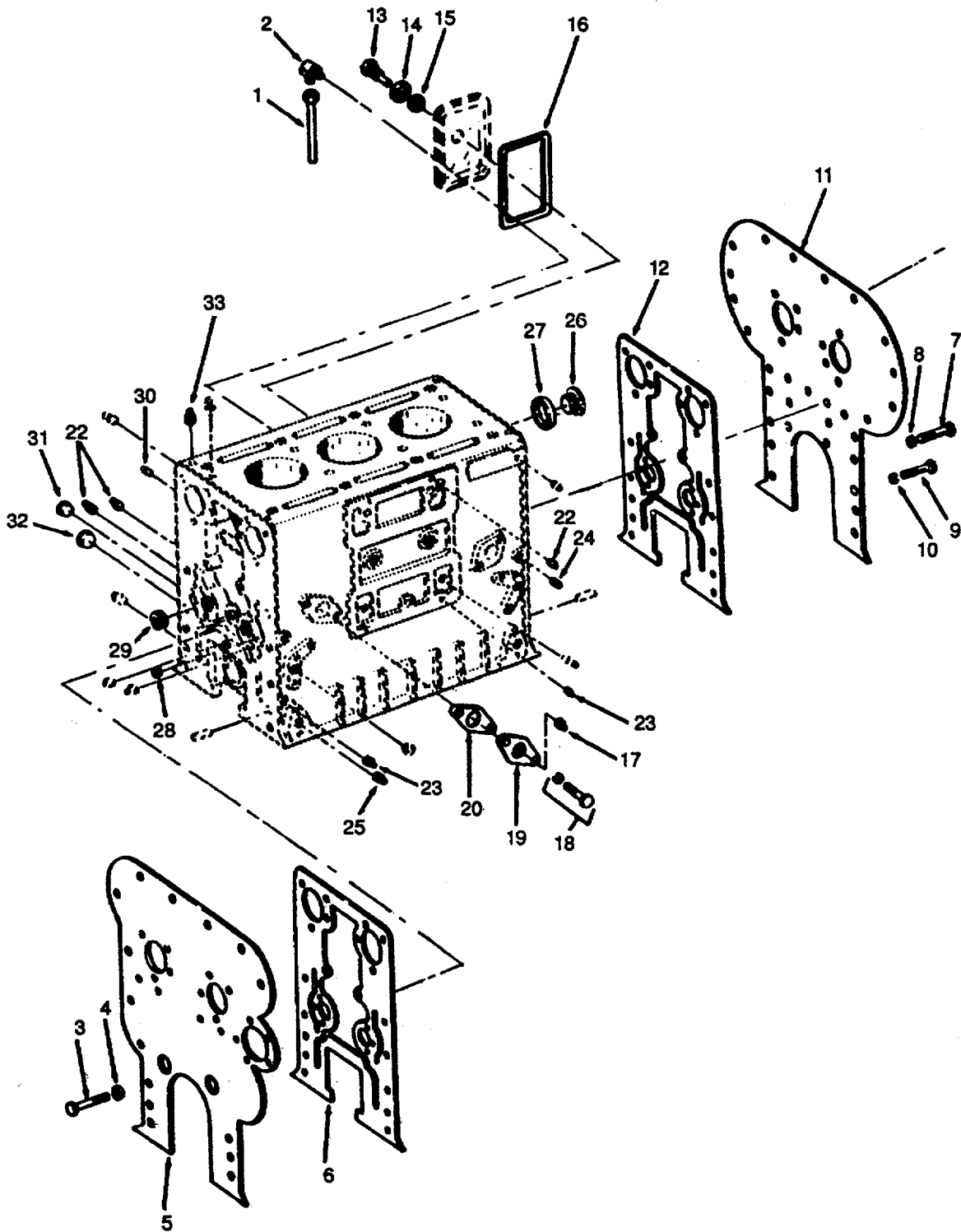


Figure 119. Cylinder Block

SECTION II

TM 55-1905-220-20P

(1) ITEM NO	(2) SMR CODE	(3) CAGEC	(4) PART NUMBER	(5) DESCRIPTION AND USABLE ON CODES(UOC)	(6) QTY
				GROUP 02	ELECTRIC POWER GENERATION
				FIG. 119	CYLINDER BLOCK
1	XDCZZ	72582	5158825	TUBE ASSEMBLY, METAL	2
2	XDCZZ	72582	225815	ELBOW, PIPE TO TUBE	2
3	PACZZ	96906	MS18154-60	SCREW, CAP, HEXAGON H	6
4	PACZZ	96906	MS35338-46	WASHER, LOCK	6
5	XDCZZ	72582	5150060	PLATE, CYLINDER REAR BLOCK END	1
6	KFCZZ	72582	5177798	REAR	
				GASKET /BLOCK END PLATE PART OF	1
				KIT P/N 5193113	
7	PACZZ	96906	MS90725-60	SCREW, CAP, HEXAGON H	6
8	PACZZ	96906	MS35338-46	WASHER, LOCK	6
9	PACZZ	96906	MS90725-110	WASHER, LOCK	2
11	XDCZZ	72582	5152878	PLATE, CYLINDER FRON BLOCK END	1
12	KFCZZ	72582	5177798	FRONT	
				GASKET BLOCK END PLATE PART OF	1
				KIT P/N 5193113	
13	PACZZ	72582	108608	SCREW, CAP, HEXAGON H 3/8-16X2-1/8.	3
14	PACZZ	96906	MS27183-13	WASHER, FLAT	3
15	PACZZ	72582	105451	GASKET	3
16	KFCZZ	72582	5150020	GASKET BLOCK HAND HOLE COVER PART	3
				OF KIT P/N 5193113.....	
17	PACZZ	96906	MS20913-2S	PLUG, PIPE	1
18	PACZZ	72582	5148436	BOLT, ASSEMBLED WASH 5/16-18X3/4	2
19	XDCZZ	725B2	5164190	COVER, ACCESS BLOCK WATER HOLE	1
20	PACZZ	72582	5116357	GASKET BLOCK WATER HOLE PART OF	1
				KIT P/N 5193113	
22	PACZZ	72582	5151272	PLUG, PROTECTIVE DUST	6
23	PACZZ	96906	MS20913-1S	PLUG, PIPE	4
24	PACZZ	02978	MS49005-4	PLUG, PIPE 1/4-18 NPTF SHIPPED	5
				LOOSE W/CYLINDER HEAD.....	
25	PACZZ	96105	F190038	PLUG, PIPE	2
26	PACZZ	72582	5178998	PLUG, MACHINE THREAD	4
27	KFCZZ	72582	5178997	GASKET PLUG PART OF KIT P/N	4
				5193113.....	
28	PACZZ	72582	5150130	PLUG, EXPANSION	2
29	PACZZ	96906	MS20913-8S	PLUG, PIPE	4
30	PACZZ	02978	MS49005-4	PLUG, PIPE	1
31	XDCZZ	72582	5139988	PLUG, EXPANSION	2
32	PACZZ	72582	5150014	PLUG, EXPANSION	2
33	XDCZZ	72582	5183304	PLUG SPECIAL	4
	PACZZ	72582	5193113	GASKET AND SEAL SET OVERHAUL	1
				CONSISTS OF NECESSARY GASKETS FOR	
				COMPLETE ENGINE OVERHAUL	
				GASKET	(1) 95-21
				GASKET	(1) 81-27
				GASKET	(1) 81-8
				GASKET	(1) 81-12
				GASKET	(1) 83-23

SECTION II

TM 55-1905-220-20P

(1) ITEM NO	(2) SMR CODE	(3) CAGEC	(4) PART NUMBER	(5) DESCRIPTION AND USABLE ON CODES(UOC)	(6) QTY
				GASKET (1)	84-3
				GASKET (1)	85-5
				GASKET (2)	90-26
				GASKET (1)	91-12
				GASKET (1)	91-6-7
				GASKET (1)	91-8
				GASKET (1)	91-17
				GASKET (1)	92-13
				GASKET (1)	93-14
				GASKET (1)	93-34
				GASKET (3)	94-6
				GASKET (1)	95-6
				GASKET (1)	95-11
				GASKET (1)	97-37
				GASKET (1)	101-8
				GASKET (1)	103-7
				GASKET (3)	103-19
				GASKET (1)	103-24
				GASKET (1)	103-13
				GASKET (1)	104-4
				GASKET (1)	106-12
				GASKET (4)	107-27
				GASKET (2)	107-21
				GASKET (3)	107-22
				GASKET (1)	113-29
				GASKET (2)	113-23
				GASKET (1)	113-31
				GASKET (1)	114-8
				GASKET (1)	116-19
				GASKET (1)	116-20
				GASKET (1)	116-32
				GASKET (1)	116-41
				GASKET (1)	118-7
				GASKET (1)	119-6
				GASKET (1)	119-12
				GASKET (3)	119-16
				GASKET (1)	119-20
				GASKET (4)	119-27
				GASKET ENGINE (2)	102-6
				GASKET HEAT (1)	93-27
				GASKET HEAT (1)	93-22
				GASKET OIL PUMP (1)	116-14
				TUBE OIL COOLER (1)	93-4
				WASHER, FLAT (1)	90-27

END OF FIGURE

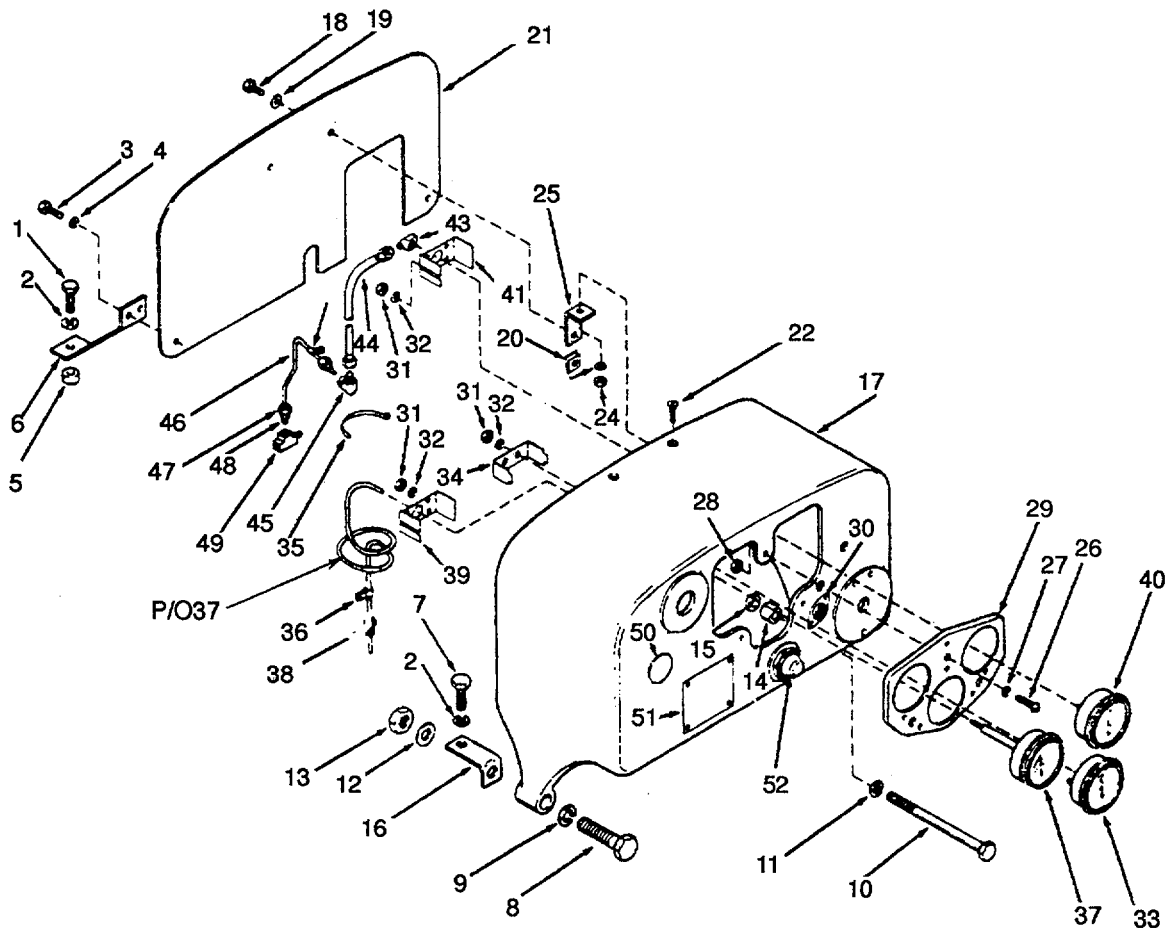
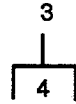


Figure 120. Instrument Panel.

SECTION II

TM 55-1905-220-20P

(1) ITEM NO	(2) SMR CODE	(3) CAGEC	(4) PART NUMBER	(5) DESCRIPTION AND USABLE ON CODES(UOC)	(6) QTY
				GROUP 02	ELECTRIC POWER GENERATION
				FIG. 120	INSTRUMENT PANEL
1	XDCZZ	96906	MS90725-61	SCREW CAP HEX HEAD AFT ENG RM	2
2	PACZZ	96906	MS35338-46	WASHER, LOCK AFT ENG RM	3
3	PACZZ	96906	MS90725-6	SCREW, CAP, HEXAGON H	2
4	PACZZ	96906	MS35338-44	WASHER, LOCK	2
5	XDCZZ	72582	5123797	BRACKET UPPER AFT ENG RM	2
6	XDCZZ	72582	5157412	SPACER, SPECIAL	2
7	XDCZZ	96906	MS90725-58	SCREW, CAP, HEXAGON H CUT TO	1
				CORRECT LENGTH.....	
8	PACZZ	96906	MS90725-115	SCREW, CAP, HEXAGON FWD ENG RM	1
9	XDCZZ	96906	MS35338-48	WASHER, LOCK FWD ENG RM	1
10	PACZZ	96906	MS90725-14	SCREW, CAP, HEXAGON H 3/8-24 X 5-1/	1
				4.....	
11	PACZZ	96906	MS27183-13	WASHER, FLAT	1
12	PACZZ	96906	MS27183-17	WASHER, FLAT 4IN FLG JT	2
13	PACZZ	96906	MS35691-33	NUT, PLAIN, HEXAGON	1
14	XDCZZ	72582	5160425	SPACER, SLEEVE	1
15	XDCZZ	72582	5123747	SPACER.....	1
16	XDCZZ	72582	5123798	BRACKET LOWER.....	1
17	XDCZZ	72582	5175513	PANEL INSTRUMENT	1
18	XDCZZ	72582	149501	SCREW SELF-TAPPING 14-10 X 5/8	2
19	PACZZ	96906	MS27183-9	WASHER, FLAT	2
20	XDCZZ	72582	445407	NUT SPRING LOCK 14-10	2
21	XDCZZ	72582	5166567	COVER INSTRUMENT PANEL	1
22	PACZZ	96906	MS90725-6	SCREW, CAP, HEXAGON H	4
23	PACZZ	96906	MS35338-44	WASHER, LOCK FWD ENG RM	4
24	PACZZ	96906	MS35649-2252	NUT, PLAIN, HEXAGON FWD SVCE GEN	2
				ENG	
25	XDCZZ	72582	5176846	BRACKET.....	2
26	PACZZ	96906	MS35206-248	SCREW, MACHINE HEAD	3
27	PACZZ	96906	MS35338-42	WASHER, LOCK	3
28	PACZZ	96906	MS35649-282	NUT, PLAIN, HEXAGON	3
29	XDCZZ	72582	1582507	PANEL CLUSTER.....	1
30	XDCZZ	72582	5193755	MOUNTING ASSEMBLY (ANTI-	3
				VIBRATION).....	
31	PACZZ	96906	MS35650-302	NUT, PLAIN, HEXAGON	6
32	PACZZ	96906	MS35338-43	WASHER, LOCK	6
33	PACZZ	72582	6474160	AMMETER CHARGING	1
34	XDCZZ	72582	1503496	CLAMP AMMETER	1
35	XDCZZ	72582	5114551	TAG CABLE	1
36	XDCZZ	72582	5163538	CLIP TEMPERATURE GAGE	1
37	XDCZZ	72582	08993092	GAGE, WATER TEMPERATURE W/30 INCH	1
				CAPILLARY.....	
38	XDCZZ	72582	859151	ADAPTER WATER TEMPERATURE GAGE	1
39	XDCZZ	72582	1503496	CLAMP WATER TEMPERATURE GAGE	1
40	PACZZ	10001	2614223	GAGE, PRESSURE, DIAL 80 LB	1
41	XDCZZ	72582	1503496	CLAMP OIL PRESSURE	1
42	XDCZZ	72582	5158382	CLAMP, LOOP	1
43	XDCZZ	72582	444052	ELBOW STREET 45 DEGREE 1/8	1

SECTION II

TM 55-1905-220-20P

(1) ITEM NO	(2) SMR CODE	(3) CAGEC	(4) PART NUMBER	(5) DESCRIPTION AND USABLE ON CODES(UOC)	(6) QTY
44	PCCZZ	72582	5182881	HOSE ASSEMBLY, NONME ID X 14 INCH LONG	1
45	XDCZZ	72582	5158402	ELBOW 90 DEGREE 1/4	
46	XDCZZ	72582	5175508	TUBE ASSEMBLY, METAL GAGE 7-5/16 INCH	1
47	XDCZZ	96906	MS39158-3	ADAPTER, STRAIGHT 1/4.....	1
48	XDCZZ	72582	1507333	FITTING RESTRICTION	1
49	XDCZZ	72582	9409943	TEE PIPE 1/8NPT	1
50	XDCZZ	72582	142079	PLUG	1
51	XDCZZ	72582	1567238	PLATE IDENTIFICATION INSTRUMENT	1
52	PACZZ	16764	1996097	PANEL	
				SWITCH, PUSH STARTING 2 POST	1

END OF FIGURE

120-2

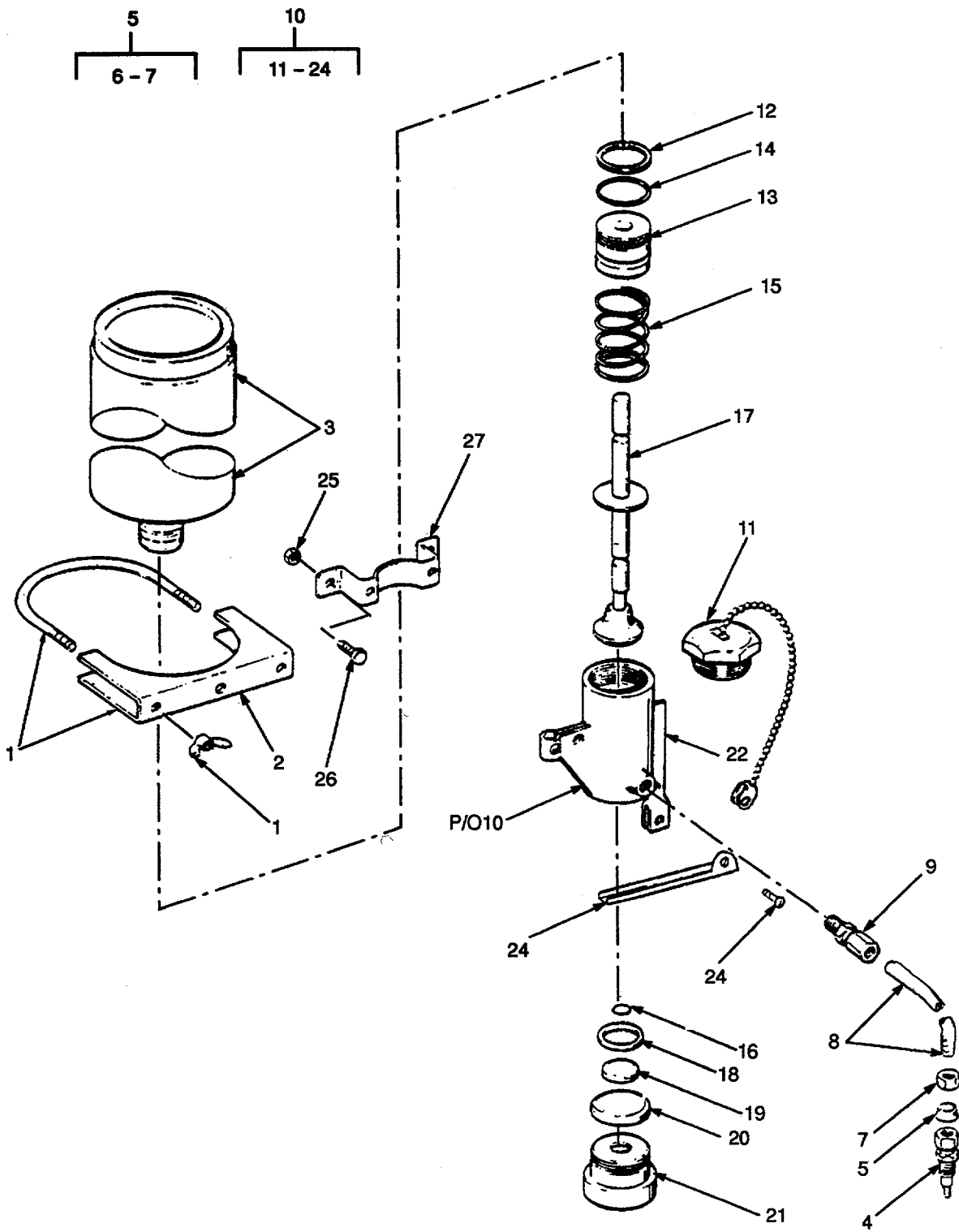


Figure 121. Starting Aid.

SECTION II

TM 55-1905-220-20P

(1) ITEM NO	(2) SMR CODE	(3) CAGEC	(4) PART NUMBER	(5) DESCRIPTION AND USABLE ON CODE S(UOC)	(6) QTY
				GROUP 02	ELECTRIC POWER GENERATION
				FIG. 121	STARTING AID
	XDCFZ	61112	LP-3262	STARTING AID QUICK START	1
1	XDCZZ	61112	LP-2291	STUD LW/WING NUT)	1
2	PACZZ	61112	LP-2299-1	CLAMP ASSEMBLY	2
3	PACZZ	96906	MS39254	CARTRIDGE, ENGINE ST AID	1
4	PACZZ	61112	QA2-1TC	FITTING.MANIFOLD	1
5	XDCZZ	61112	LP-3515	FERRULE AND NUT ASSEMBLY	1
6	XDCZZ	61112	LP-3156	FERRULE COPPER TUBE	15
7	XDCZZ	61112	LP-3157	NUT TUBE	2
8	PACZZ	61112	LP2978-48	TUBE, METALLIC INCHES LONG	1
9	PACZZ	61112	LP-4821-1	ADAPTER, STRAIGHT, PI	1
10	XDCZZ	61112	QS2-1TC	VALVE, CONTROL	1
11	XACZZ	61112	LP-2401	CAP ASSEMBLY	1
12	XACZZ	61112	LP-1233	GASKET	1
13	XACZZ	61112	LP-3225	BUSHING	1
14	XACZZ	61112	LP-3229	PACKING PREFORMED W/CAP AND CHAIN	1
15	XACZZ	61112	LP-3231	SPRING	1
16	XACZZ	61112	LP-3014	PACKING PREFORMED	1
17	XACZZ	61112	LP-3419-1	PIN ASSEMBLY	1
18	XACZZ	61112	LP-3227	WASHER NYLON 0.072 WALL	1
19	XACZZ	61112	LP-3230	PACKING PREFORMED	1
20	XACZZ	61112	LP-3012	PACKING PREFORMED	1
21	XACZZ	61112	LP-3228	BUSHING	1
22	XDCZZ	61112	LP-3224	BODY, VALVE	1
23	XACZZ	61112	LP-3333	RIVET	1
24	XACZZ	61112	LP-3024	LEVER STARTING AID	1
25	PACZZ	96906	MS51967-5	NUT, PLAIN, HEXAGON	3
26	PACZZ	80204	B1821BH031C075N	BOLT, MACHINE	3
27	XDCZZ	80064	520-4661599-DET7 D	BRACKET STARTING AID MOUNTING	1

END OF FIGURE

121-1

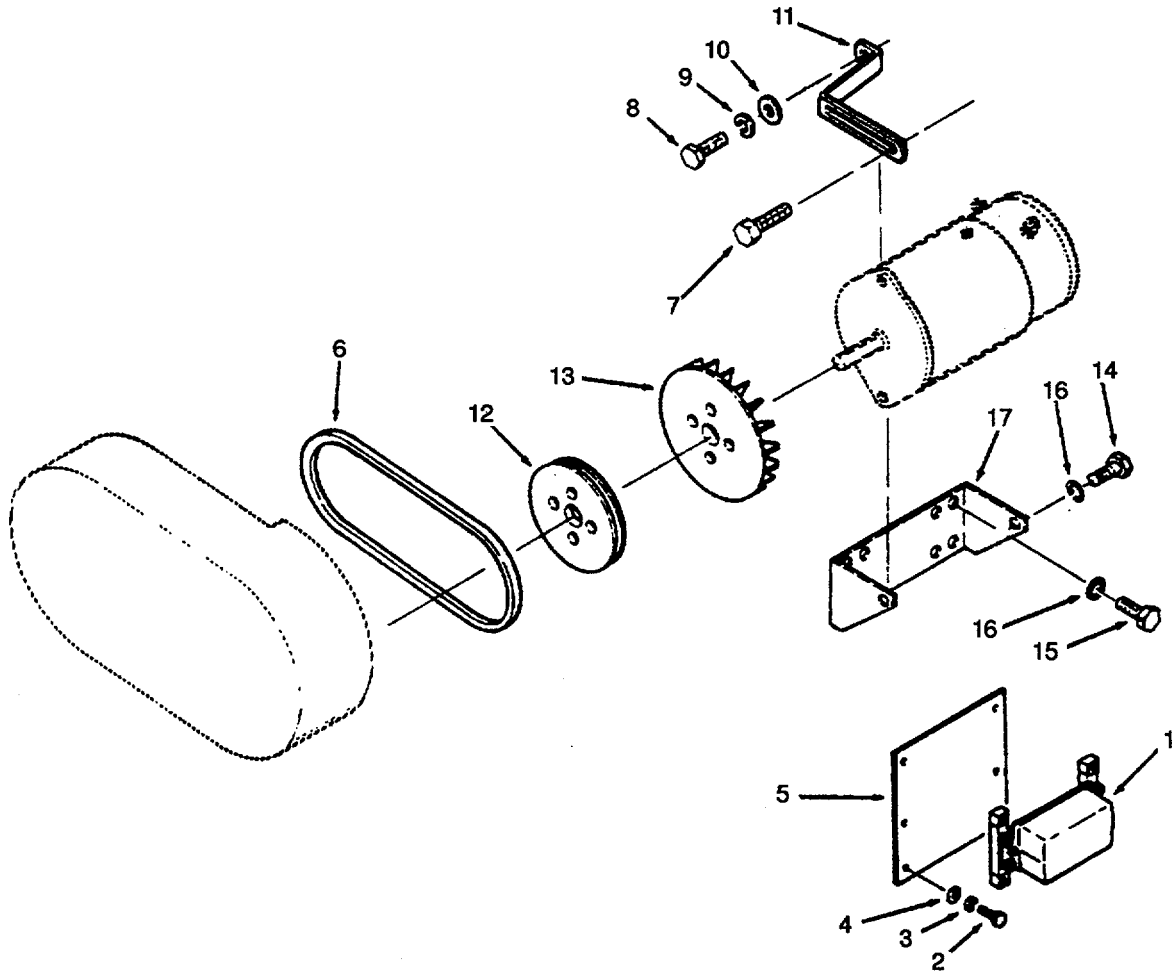


Figure 122. Generator and Regulator Mounting.

SECTION II

(1) ITEM NO	(2) SMR CODE	(3) CAGEC	(4) PART NUMBER	(5) DESCRIPTION AND USABLE ON CODES(UOC)	(6) QTY
				GROUP 02	ELECTRIC POWER GENERATION
				FIG. 122	GENERATOR AND REGULATOR MOUNTING
1	XDCZZ	16764	1118955	REGULATOR, ENGINE 12 VOLT 25 AMP	1
2	PACZZ	80204	B1821BH044C150N	SCREW, CAP, HEXAGON H.....	2
3	PACZZ	96906	MS35338-47	WASHER, LOCK	2
4	PACZZ	96906	MS15795-815	WASHER, FLAT	2
5	XDCZZ	61928	5185708	PLATE VOLTAGE REGULATOR MOUNTING	1
6	PACZZ	72582	5133515	BELT, V DRIVE	1
7	PACZZ	80204	B1821BH025C075N	SCREW, CAP, HEXAGON H	1
8	PACZZ	80204	B1821BH031C100N	BOLT, MACHINE	1
9	XDCZZ	96906	MS35338-45	WASHER, LOCK	1
10	XDCZZ	61928	5150230	WASHER 3/8X1-3/16.....	1
11	XDCZZ	61928	5100346	STRAP GENERATOR ADJUSTING	1
12	XDCZZ	61928	5133559	PULLEY GENERATOR DRIVE.....	1
13	XDCZZ	61928	1866400	FAN GENERATOR	1
14	PACZZ	80204	B1821BH044C150N	SCREW, CAP, HEXAGON H	1
15	PACZZ	80204	B1821BH044C125N	SCREW, CAP, HEXAGON H	1
16	PACZZ	96906	MS35338-47	WASHER, LOCK	2
17	XDCZZ	61928	5100348	BRACKET GENERATOR MOUNTING	1

END OF FIGURE

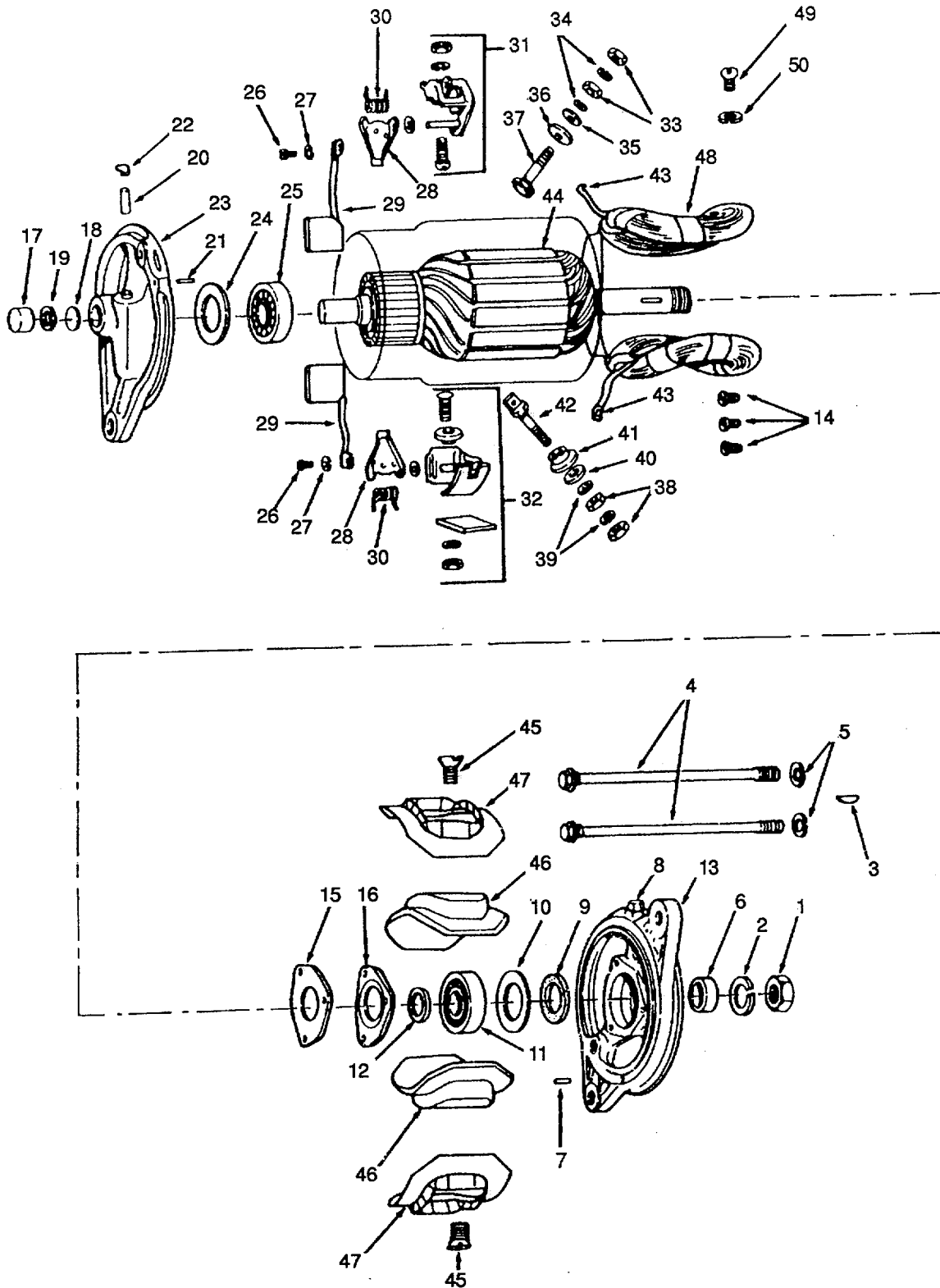


Figure 123. 12-Volt Generator.

SECTION II

TM 55-1905-220-20P

(1) ITEM NO	(2) SMR CODE	(3) CAGEC	(4) PART NUMBER	(5) DESCRIPTION AND USABLE ON CODES(UOC)	(6) QTY
				GROUP 02	ELECTRIC POWER GENERATION
				FIG. 123	12-VOLT GENERATOR
	PACHZ	61928	1102287	GENERATOR, ENGINE AC 12VOLT 25AMP	1
1	PACZZ	24617	1915172	NUT, PLAIN, HEXAGON	1
2	XDCZZ	61928	1915265	WASHER LOCK	1
3	XDCZZ	61928	124545	KEY WOODRUFF DRIVE END	1
4	XDCZZ	61928	809763	BOLT THROUGH GENERATOR	2
5	XDCZZ	61928	9421424	WASHER LOCK THRU BOLT	2
6	XDCZZ	61928	1858603	COLLAR DRIVE END OUTSIDE	1
7	XDCZZ	61928	809593	PIN DOWELL DRIVE END	1
8	PACZZ	16764	125609	CUP, OIL, LUBRICATING END	1
9	XDCZZ	61928	809961	WASHER, FLAT END	1
10	XDCZZ	61928	819104	PLATE FELT RETAINER	1
11	PACZZ	16764	954378	BEARING, BALL, ANNULA END	1
12	XDCZZ	61928	809945	WASHER SPACE INSIDE	1
13	XDCZZ	61928	1953882	FRAME DRIVE END	1
14	XDCZZ	61928	1914580	SCREW BALL BEARING RETAINER	3
				PLATE DRIVE END.	
15	XDCZZ	61928	1911263	PLATE RETAINER DRIVE END	1
16	PACZZ	16764	1912008	GASKET RETAINER	1
17	XDCZZ	61928	809960	CUP FELT RETAINER COMMUTATOR END	1
18	XDCZZ	61928	815042	WASHER FELT COMMUTATOR END	1
19	XDCZZ	61928	1948326	PLUG EXPANSION COMMUTATOR END	1
20	XDCZZ	61928	823551	PLUG FELT OIL COMMUTATOR END	1
21	XDCZZ	61928	809062	PIN DOWELL COMMUTATOR EN D	1
22	PACZZ	16764	125609	CUP, OIL, LUBRICATING COMMUTATOR	1
				END.....	
23	XDCZZ	61928	1953880	FRAME COMMUTATOR END	1
24	XDCZZ	61928	1929959	RING BEARING COMMUTATOR END	1
25	PACZZ	16764	904751	BEARING, BALL, ANNULA COMMUTATOR	1
				END.....	
26	XDCZZ	61928	453460	SCREW BRUSH LEAD ATTACHING	2
27	XDCZZ	61928	456413	WASHER LOCK BRUSH LEAD SCREW	2
28	XDCZZ	61928	1878183	ARM BRUSH	2
29	PACZZ	16764	1932506	BRUSH, ELECTRICAL	2
30	PACZZ	16764	1916324	SPRING, HELICAL, TORS	2
31	XDCZZ	61928	1925378	HOLDER GROUND BRUSH	1
32	XDCZZ	61928	1925379	HOLDER BRUSH (INSULATED)	1
33	XDCZZ	61928	121743	NUT TERMINAL STUD	2
34	XDCZZ	61928	1914579	WASHER LOCK TERMINAL STUD	2
35	XDCZZ	61928	826319	WASHER PLAIN TERMINAL STUD	1
36	XDCZZ	61928	1858753	WASHER, FLAT FIELD TERMINAL STUD	1
37	XDCZZ	61928	1858749	STUD F TERMINAL 30 FT LONG	1
38	XDCZZ	61928	121743	NUT TERMINAL	2
39	XDCZZ	61928	1914579	WASHER LOCK TERMINAL STUD	2
40	XDCZZ	61928	826319	WASHER PLAIN TERMINAL STUD	1
41	XDCZZ	61928	1921362	BUSHING INSULATED A	1
42	XDCZZ	61928	1923284	STUD A TERMINAL	1
43	XDCZZ	61928	200382	CLIP TERMINAL TO BRUSH	2
44	XDCHH	61928	1957094	ARMATURE GENERATOR	1

SECTION II

TM 55-1905-220-20P

(1) ITEM NO	(2) SMR CODE	(3) CAGEC	(4) PART NUMBER	(5) DESCRIPTION AND USABLE ON CODES(UOC)	(6) QTY
45	XDCZZ	61928	1913960	SCREW POLE SHOE WITH DISCHARGE	2
				PUMP AND AIR SYSTEM PUMPS	
46	XDCZZ	61928	1939902	SHOE POLE	1
47	XDCZZ	61928	1912073	INSULATOR FIELD COIL	1
48	XDCZZ	61928	1922701	COIL ASSEMBLY FIELD	1
49	XDCZZ	61928	225577	SCREW FIELD FRAME	1
50	XDCZZ	61928	9421423	WASHER LOCK FIELD FRAME SCREW	1

END OF FIGURE

123-2

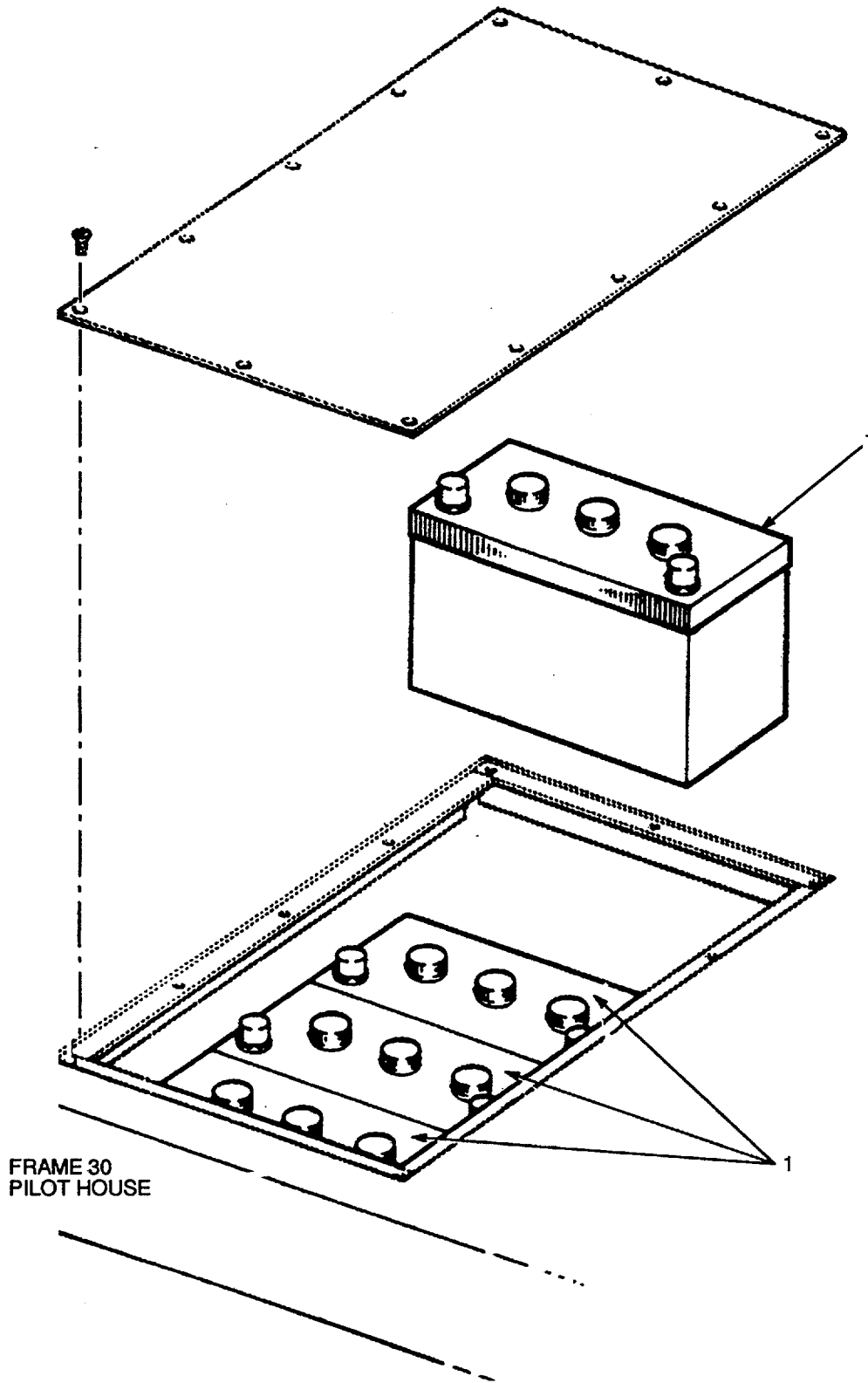


Figure 124. 6-Volt Batteries.

SECTION II

TM 55-1905-220-20P

(1) ITEM NO	(2) SMR CODE	(3) CAGEC	(4) PART NUMBER	(5) DESCRIPTION AND USABLE ON CODES(UOC)	(6) QTY
-------------------	--------------------	--------------	-----------------------	---	------------

GROUP 02 ELECTRIC POWER GENERATION

FIG. 124 6-VOLT BATTERIES

1	PACZZ	81349	M15072/12-001	BATTERY,STORAGE CHARGED 100 AMPERE	4
				HOUR.....	

END OF FIGURE

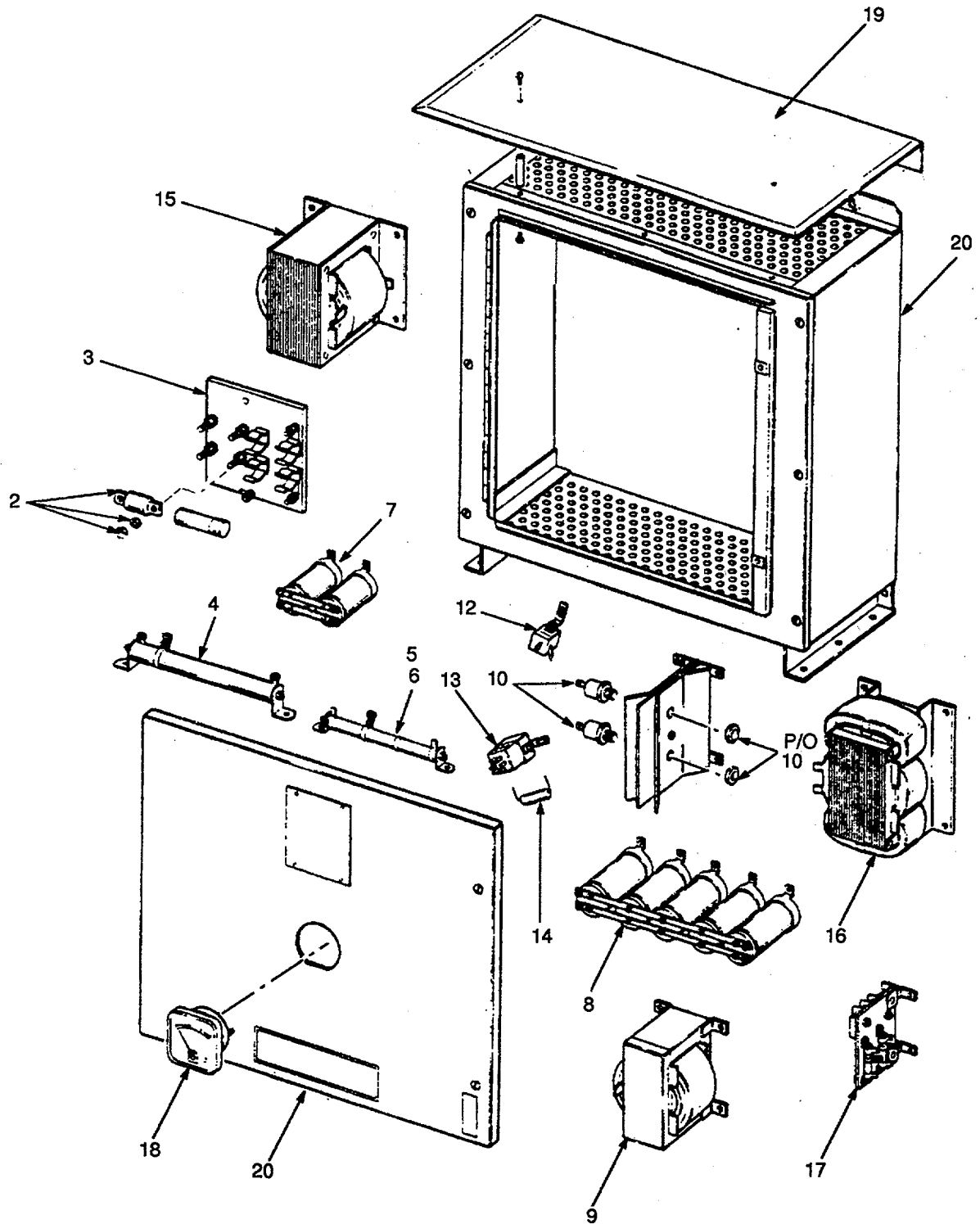


Figure 125. 24-VDC Rectifier

(1) ITEM NO	(2) SMR CODE	(3) CAGEC	(4) PART NUMBER	(5) DESCRIPTION AND USABLE ON CODES(UOC)	(6) QTY
-------------------	--------------------	--------------	-----------------------	---	------------

GROUP 02 ELECTRIC POWER GENERATION

FIG. 125 24-VDC RECTIFIER

1	XDCZZ	92731	P8-45	FUSE INPUT 45 AMPERE 250 VOLT AC	2
2	PACZZ	83698	A13X-80	FUSE.CARTRIDGE AMPERE 130 VOLT DC.	2
3	XDCZZ	92731	TL-108-G3D	BOARD ASSEMBLY TERMINAL	1
18	PACZZ	92731	PIDA-E75-AIS	AMMETER.....	1

END OF FIGURE

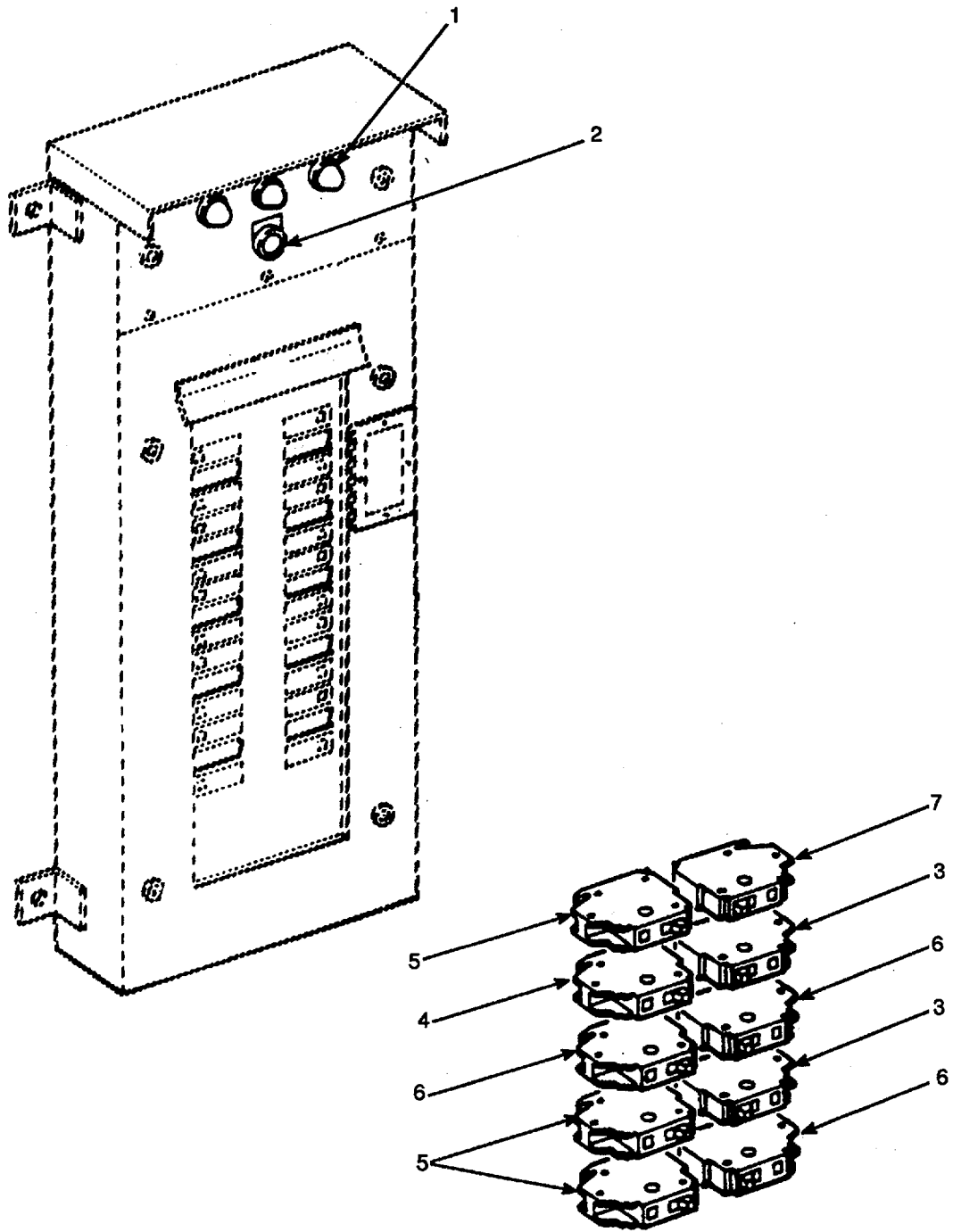


Figure 126. Distribution Panel L-100.

(1) ITEM NO	(2) SMR CODE	(3) CAGEC	(4) PART NUMBER	(5) DESCRIPTION AND USABLE ON CODES(UOC)	(6) QTY
GROUP 02 ELECTRIC POWER GENERATION					
FIG. 126 DISTRIBUTION PANEL L-100					
1	XDCZZ	89946	OTTF6	LIGHT, INDICATOR DETECTOR OPAL	3
				LENS 120V	
2	PACZZ	89946	OT2B1B	SWITCH,PUSH TEST	1
3	PACZZ	89946	BAB3015H	CIRCUIT BREAKER 15AMP 3POLE 40DEG	3
				C AMBIENT TYPE AB THERMAL MAGNETIC	
4	PACZZ	89946	BAB3020H	CIRCUIT BREAKER 20AMP 3POLE 40DEG	1
				C AMBIENT TYPE AB THERMAL MAGNETIC	
5	PACZZ	89946	BA3030H	CIRCUIT BREAKER SCAMP 3POLE 40DEG	2
				C AMBIENT TYPE AB THERMAL MAGNETIC	
6	PACZZ	11660	BAB3040H	CIRCUIT BREAKER 40AMP 3POLE 40DEG	3
				C AMBIENT TYPE AB THERMAL MAGNETIC	
7	PACZZ	89946	BA3050H	CIRCUIT BREAKER SCAMP 3POLE 40DEG	1
				C AMBIENT TYPE AB THERMAL MAGNETIC	

END OF FIGURE

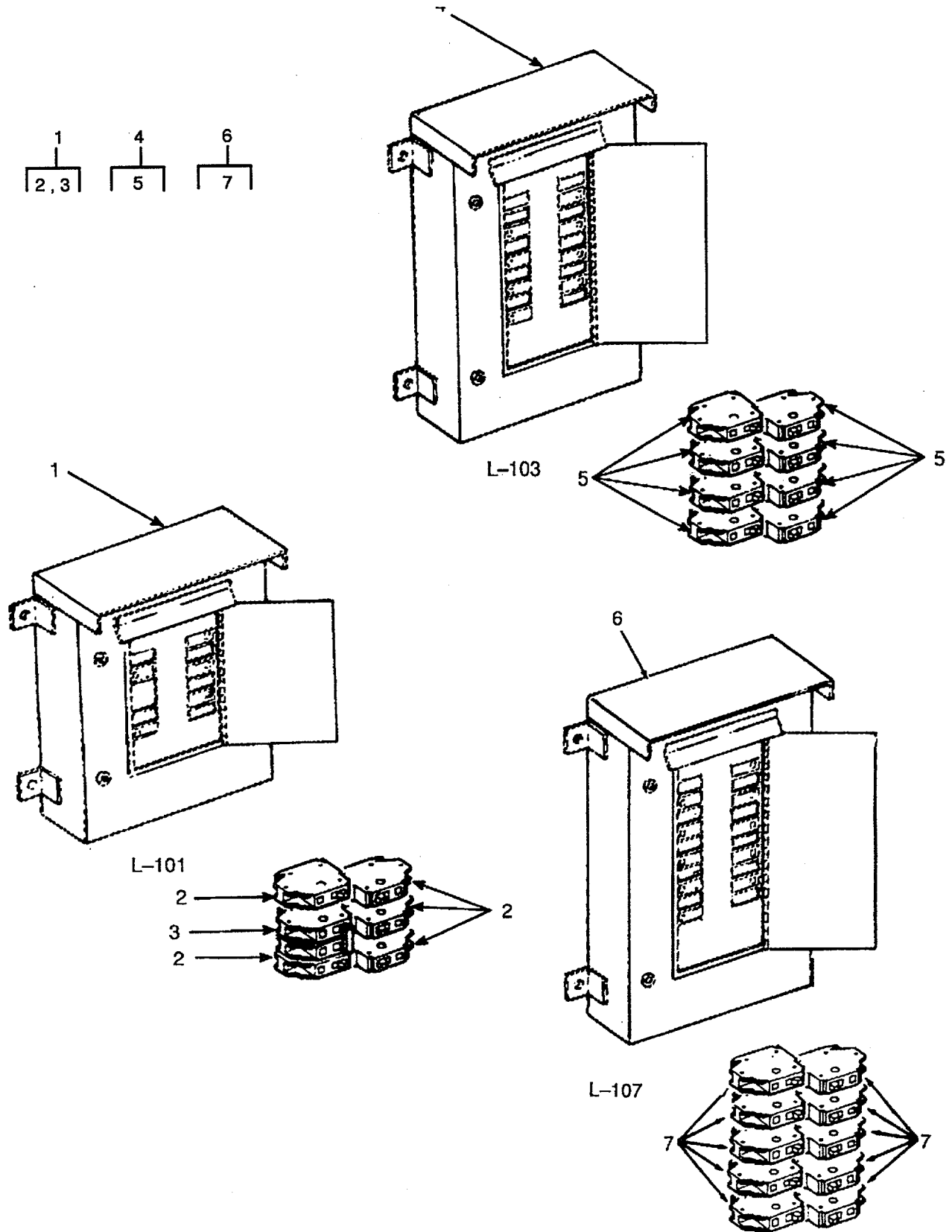


Figure 127. Distribution Panels L-101, L-103, L-107.

SECTION II

TM 55-1905-220-20P

(1) ITEM NO	(2) SMR CODE	(3) CAGEC	(4) PART NUMBER	(5) DESCRIPTION AND USABLE ON CODES(UOC)	(6) QTY
GROUP 02 ELECTRIC POWER GENERATION					
FIG. 127 DISTRIBUTION PANELS L-101, L-103 AND L-107					
1	XDCHH	90206	L-101	PANEL LIGHTING 3 PHASE	1
2	PACZZ	89946	BAB2010	CIRCUIT BREAKER 10AMP 2POLE 50DEG	6
				C AMBIENT TYPE AB THERMAL MAGNETIC	
3	PACZZ	89946	BAB2020	CIRCUIT BREAKER 20AMP 2POLE 40DEG	1
				C AMBIENT TYPE AB THERMAL MAGNETIC	
4	XDCHH	90206	L-103	PANEL LIGHTING 3 PHASE	1
5	PACZZ	89946	BAB2010	CIRCUIT BREAKER 10AMP 2POLE 50DEG	8
				C AMBIENT TYPE AB THERMAL MAGNETIC	
6	XDCHH	90206	L-107	PANEL LIGHTING 3 PHASE	1
7	PACZZ	B9946	BAB2010	CIRCUIT BREAKER LAMP 2POLE 40DEG	10
				C AMBIENT TYPE AB THERMAL MAGNETIC	
END OF FIGURE					

127-1

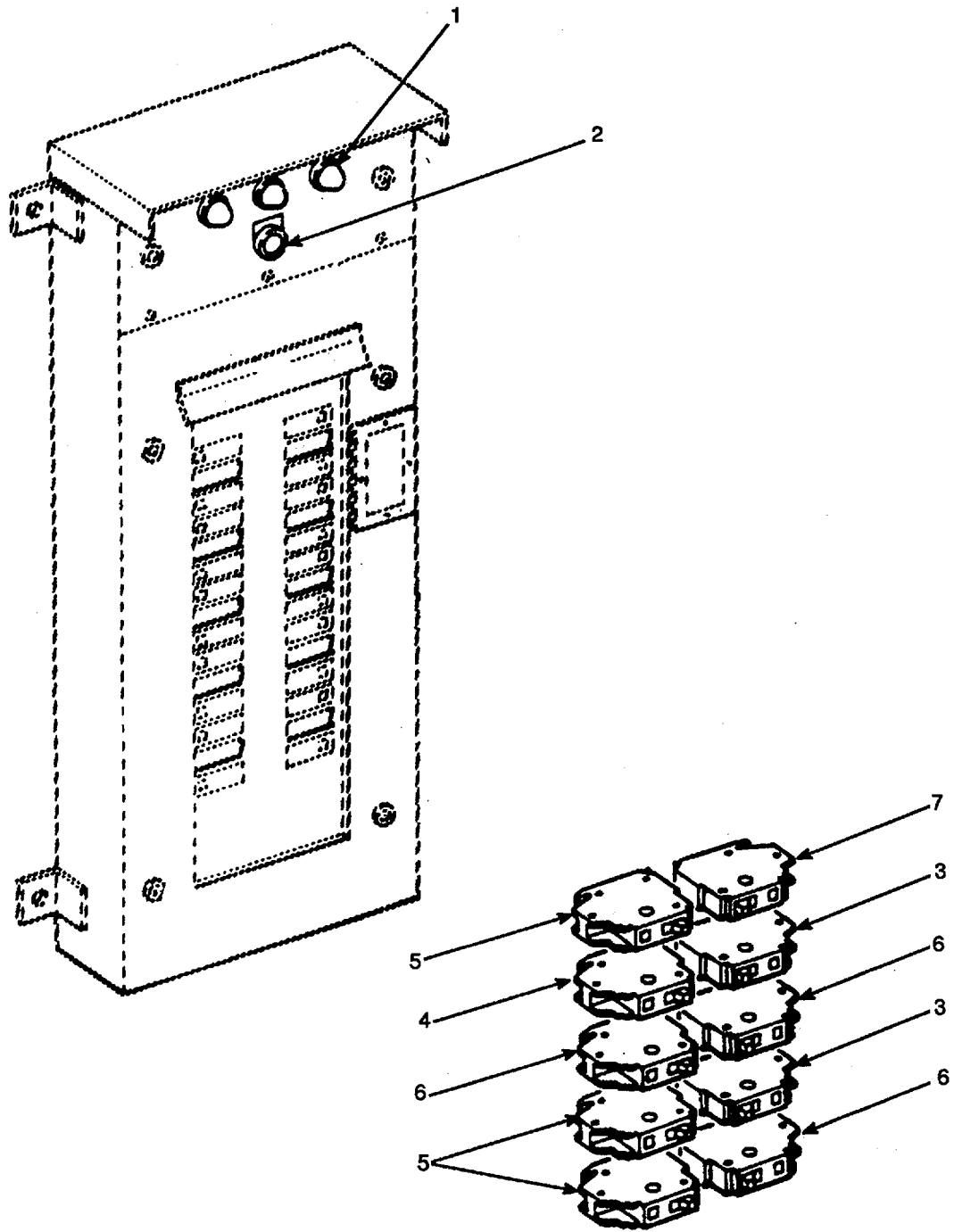


Figure 128. Distribution Panel L-102.

SECTION II

TM 55-1905-220-20P

(1) ITEM NO	(2) SMR CODE	(3) CAGEC	(4) PART NUMBER	(5) DESCRIPTION AND USABLE ON CODES(UOC)	(6) QTY
				GROUP 02 ELECTRIC POWER GENERATION	
				FIGURE 128 DISTRIBUTION PANEL L-102	
1	XDCHH	90206	L-102	PANEL LIGHTING 1 PHASE	1
2	XDCZZ	89946	0TTF6	LIGHT GROUND DETECTOR OPAL LENS 120V	2
3	PACZZ	89946	0T2B1B	SWITCH,PUSH TEST	1
4	PACZZ	89946	BAB2015	CIRCUIT BREAKER 15AMP 2POLE 40DEG C AMBIENT TYPE AB THERMAL MAGNETIC	7

END OF FIGURE

128-1

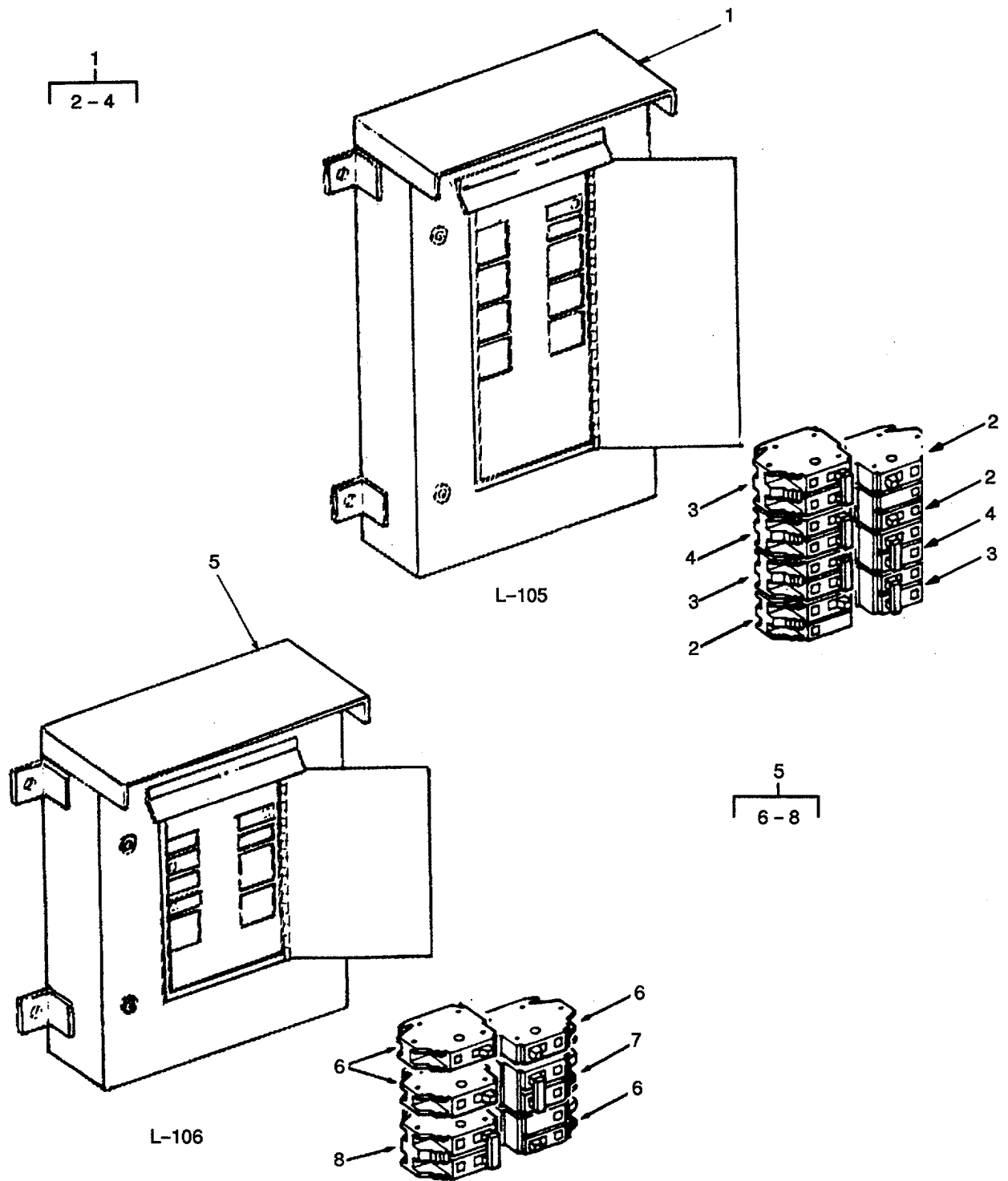


Figure 129. Distribution Panels L-1 and L-6.

(1) ITEM NO	(2) SMR CODE	(3) CAGEC	(4) PART NUMBER	(5) DESCRIPTION AND USABLE ON CODES(UOC)	(6) QTY
GROUP 02 ELECTRIC POWER GENERATION					
FIG. 129 DISTRIBUTION PANELS L-105 AND L-106					
1	XDCHH	90206	L-105	PANEL LIGHTING 3 PHASE	1
2	PACZZ	89946	BAB2010	CIRCUIT BREAKER LAMP 2POLE 40DEG	3
				C AMBIENT TYPE AB THERMAL MAGNETIC	
3	PACZZ	89946	BAB2015	CIRCUIT BREAKER 15AMP 2POLE 40DEG	3
				C AMBIENT TYPE AB THERMAL MAGNETIC	
4	PACZZ	89946	BAB2020	CIRCUIT BREAKER 20AMP 2POLE 40DEG.....	2
				C AMBIENT TYPE AB THERMAL MAGNETIC	
5	XDCHH	90206	L-106	PANEL LIGHTING 3 PHASE	1
6	PACZZ	89946	BAB2010	CIRCUIT BREAKER LAMP 2POLE 40DEG	4
				C AMBIENT TYPE AB THERMAL MAGNETIC	
7	PACZZ	89946	BAB2015	CIRCUIT BREAKER 15AMP 2POLE 40DEG	1
				C AMBIENT TYPE AB THERMAL MAGNETIC	
8	PACZZ	89946	BAB2030	CIRCUIT BREAKER SCAMP 2POLE 40DEG	1
				C AMBIENT TYPE AB THERMAL MAGNETIC	
				END OF FIGURE	

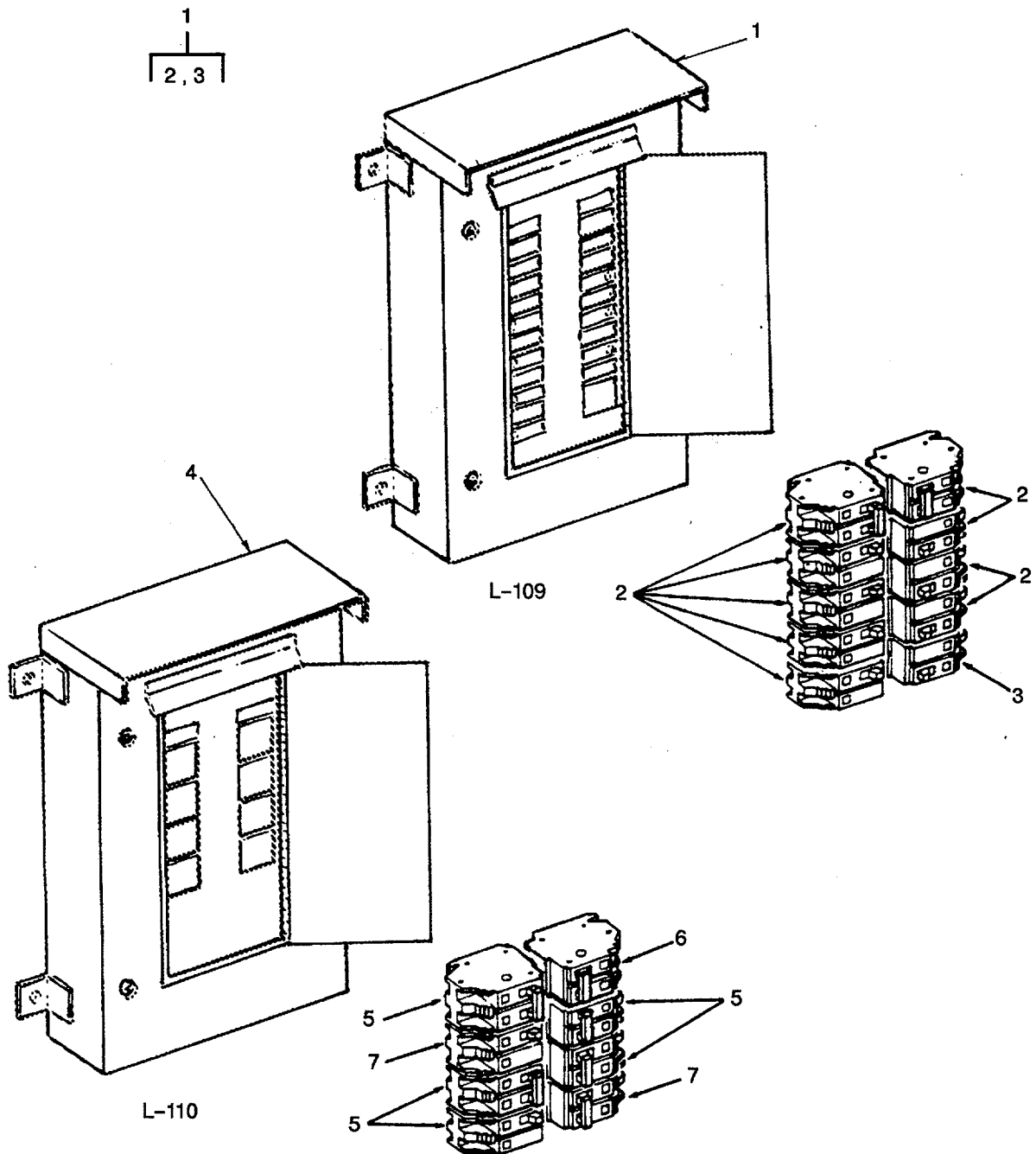


Figure 130. Distribution Panels L-109 and 110.

SECTION II

TM 55-1905-220-20P

(1) ITEM NO	(2) SMR CODE	(3) CAGEC	(4) PART NUMBER	(5) DESCRIPTION AND USABLE ON CODES(UOC)	(6) QTY
GROUP 02 ELECTRIC POWER GENERATION					
FIG. 130 DISTRIBUTION PANELS L-109 AND L-110					
1	XDCHH	90206	L-109	PANEL LIGHTING 3 PHASE	1
2	PACZZ	89946	BAB2010	CIRCUIT BREAKER LAMP 2POLE 40DEG	9
				C AMBIENT TYPE AB THERMAL MAGNETIC	
3	PACZZ	89946	BAB2015	CIRCUIT BREAKER 15AMP 2 POLE 40DEG	1
				C AMBIENT TYPE AB THERMAL MAGNETIC	
4	XDCHH	90206	L-110	PANEL LIGHTING 3 PHASE	1
5	PACZZ	89946	BAB2015	CIRCUIT BREAKER 15AMP 2POLE 40DEG	6
				C AMBIENT TYPE AB THERMAL MAGNETIC	
6	PACZZ	89946	BAB2020	CIRCUIT BREAKER 20AMP 2 POLE 40	1
				DEG C AMBIENT	
7	PACZZ	89946	BAB2010	CIRCUIT BREAKER LAMP 2POLE 40DEG	2
				C AMBIENT TYPE AB THERMAL MAGNETIC	
				END OF FIGURE	

130-1

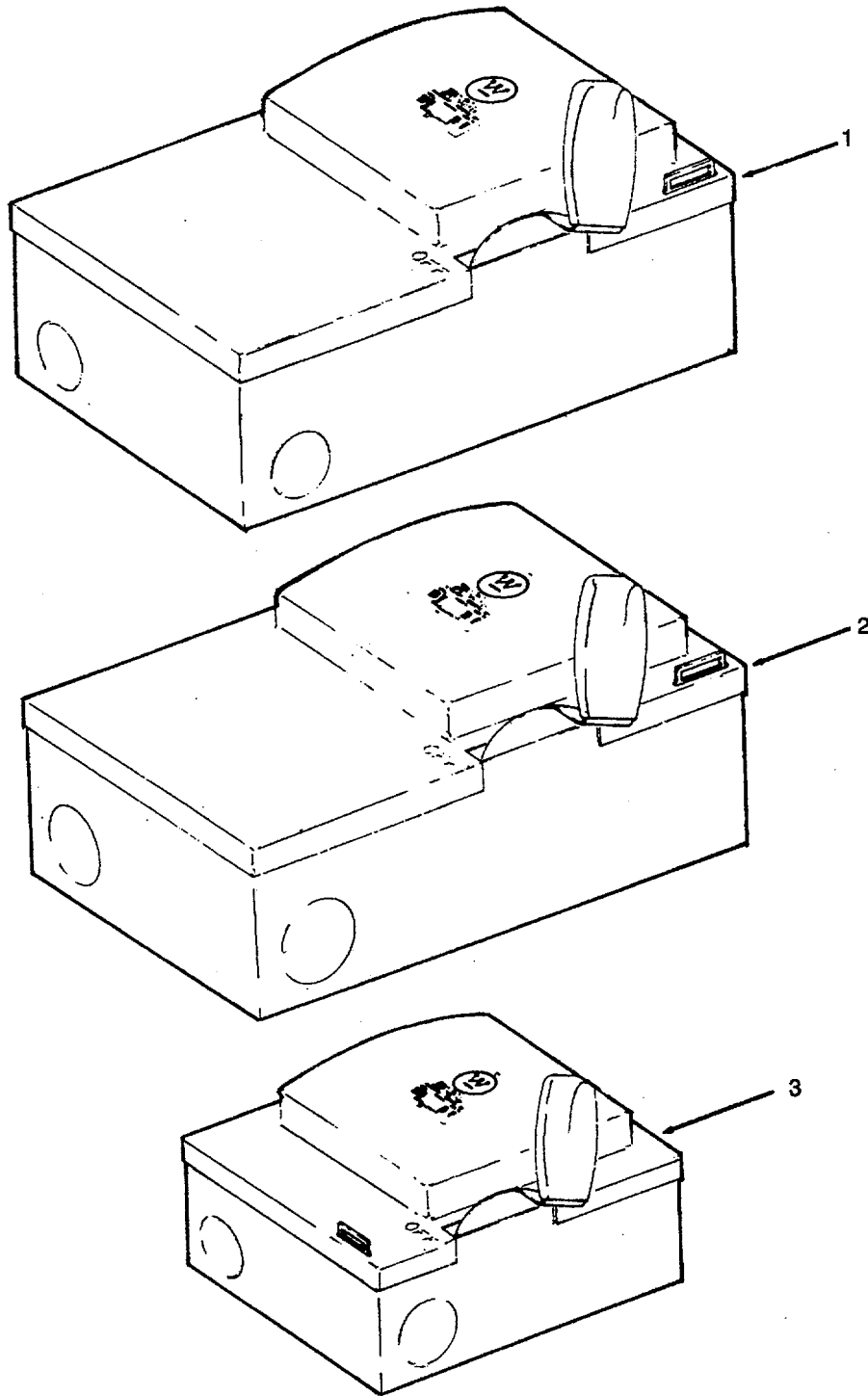


Figure 131. Disconnect Switches.

(1) ITEM NO	(2) SMR CODE	(3) CAGEC	(4) PART NUMBER	(5) DESCRIPTION AND USABLE ON CODES(UOC)	(6) QTY
GROUP 02 ELECTRIC POWER GENERATION					
FIG. 131 DISCONNECT SWITCHES					
1	PACZZ	81348	NDSCL0DN3BX1-30A SWITCH,BOX DRIPPROOF ENCLOSURE	9	
			600VAC		
2	PACZZ	27192	DH362UGK SWITCH,BOX	1	
3	XDCZZ	81348	LDCL3DN3SNBX1-30 SWITCH,BOX DISCONNECT 240 V 30 AMP	1	
			A240VAC 3PST DRIPPROOF ENCLOSURE		
END OF FIGURE					

131-1

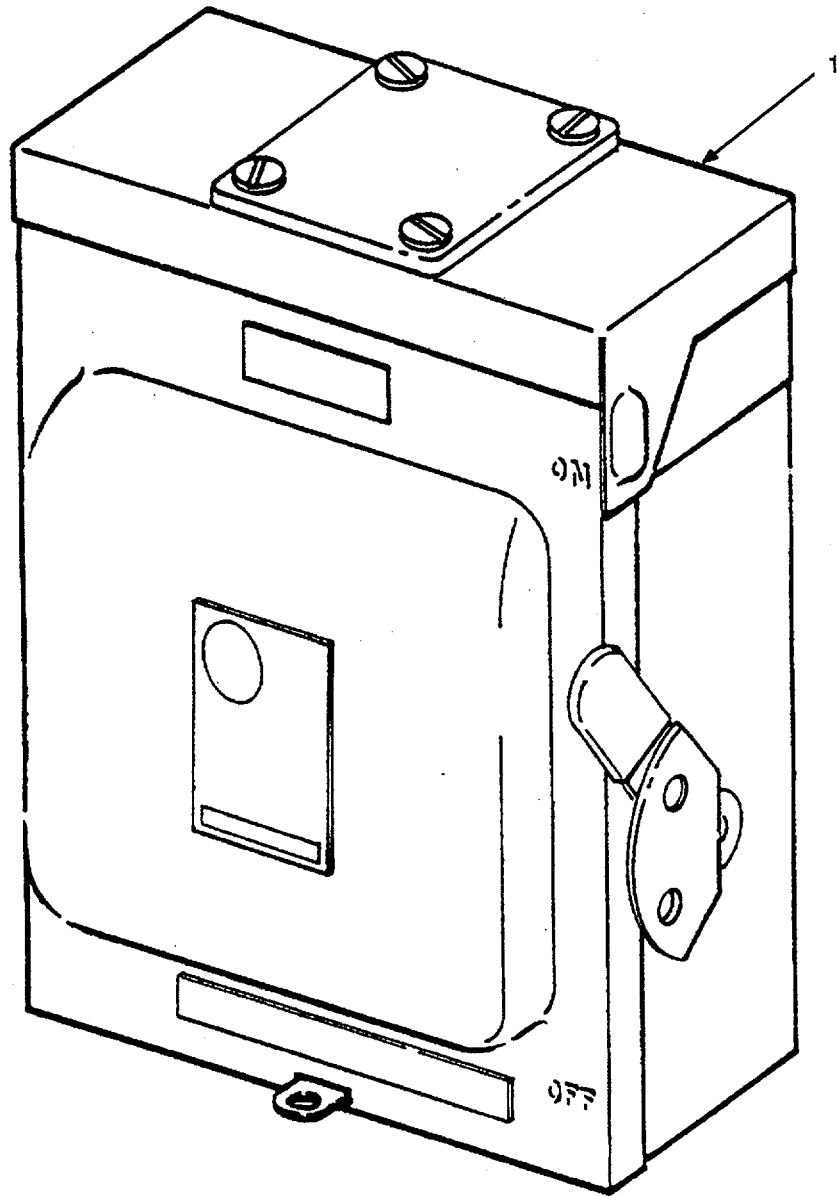


Figure 132. Safety Switch, Air Horn Compressor.

SECTION II

TM 55-1905-220-20P

(1) ITEM NO	(2) SMR CODE	(3) CAGEC	(4) PART NUMBER	(5) DESCRIPTION AND USABLE ON CODES(UOC)	(6) QTY
GROUP 02 ELECTRIC POWER GENERATION					
FIG. 132 SAFETY SWITCH, AIR HORN COMPRESSOR					
1	XDCZZ	89946	RGFN321N	SWITCH,SAFETY GENERAL DUTY,30 AMP, HIR HORN COMPRESSOR	1

END OF FIGURE

132-1

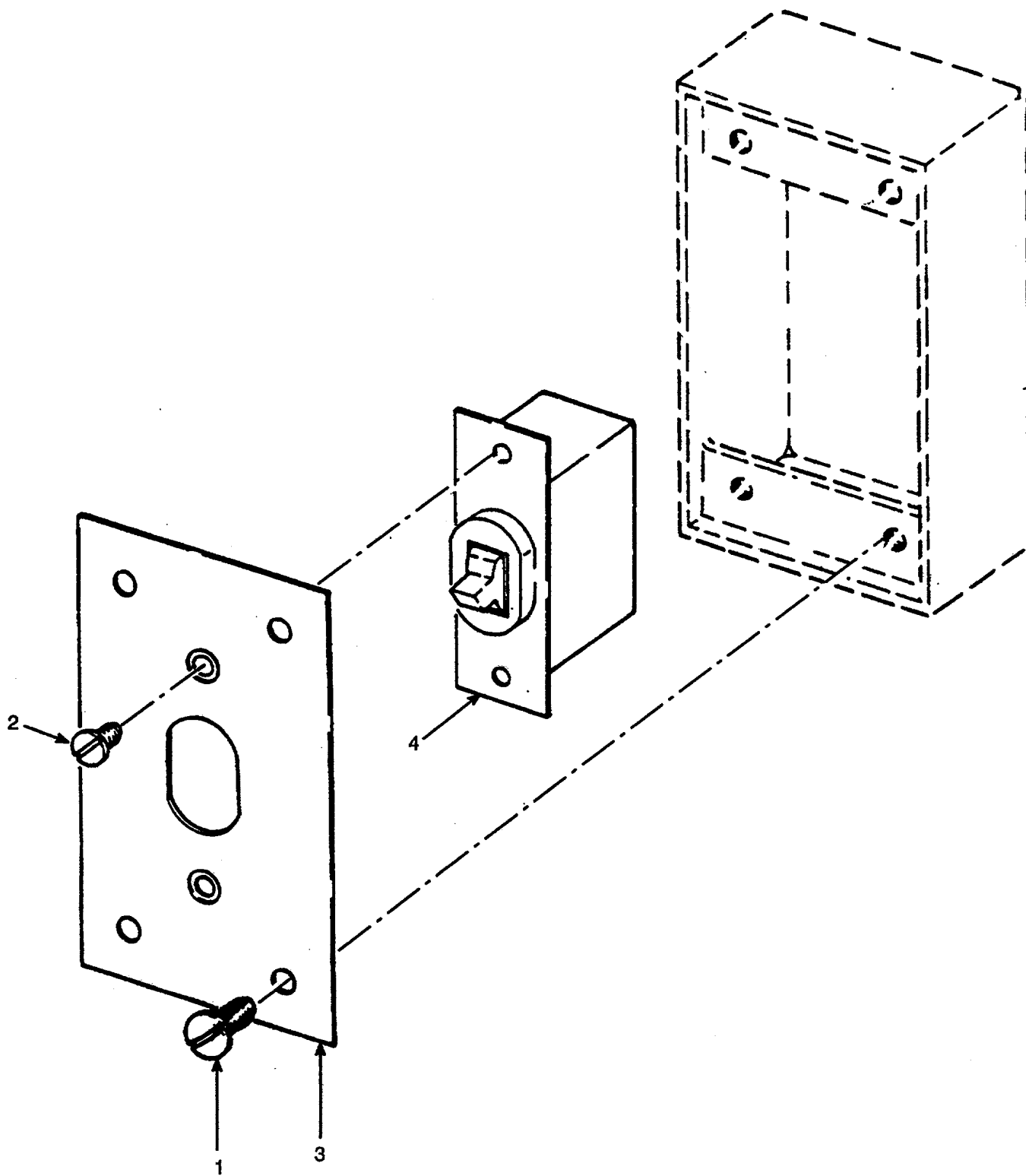


Figure 133. Toggle Switch.

(1) ITEM NO	(2) SMR CODE	(3) CAGEC	(4) PART NUMBER	(5) DESCRIPTION AND USABLE ON CODES(UOC)	(6) QTY
GROUP 02 ELECTRIC POWER GENERATION					
FIG. 133 TOGGLE SWITCH					
	XDCZZ	70109	1692	SWITCH TOGGLE 2-POLE NON-WATERTIGHT	38
1	PACZZ	96906	MS51957-63	SCREW,MACHINE HEAD	4
2	XDCZZ	76012	CL18-24-71	SCREW MACHINE OVAL HEAD 6-32 X 1/4 INCH SST	2
3	XDCZZ	76012	CP-55306-2	COVER SWITCH BRASS	1
4	PACZZ	12617	CL114-1-96	SWITCH.TOGGLE 10 AMPS AT 110/250 VOLT	1
4	PACZZ	76857	776A	SWITCH,DOUBLE POLE NON WATER TIGHT. 125 V.10 A ALUMINUM (SEARCHLIGHT)	1
END OF FIGURE					

133-1

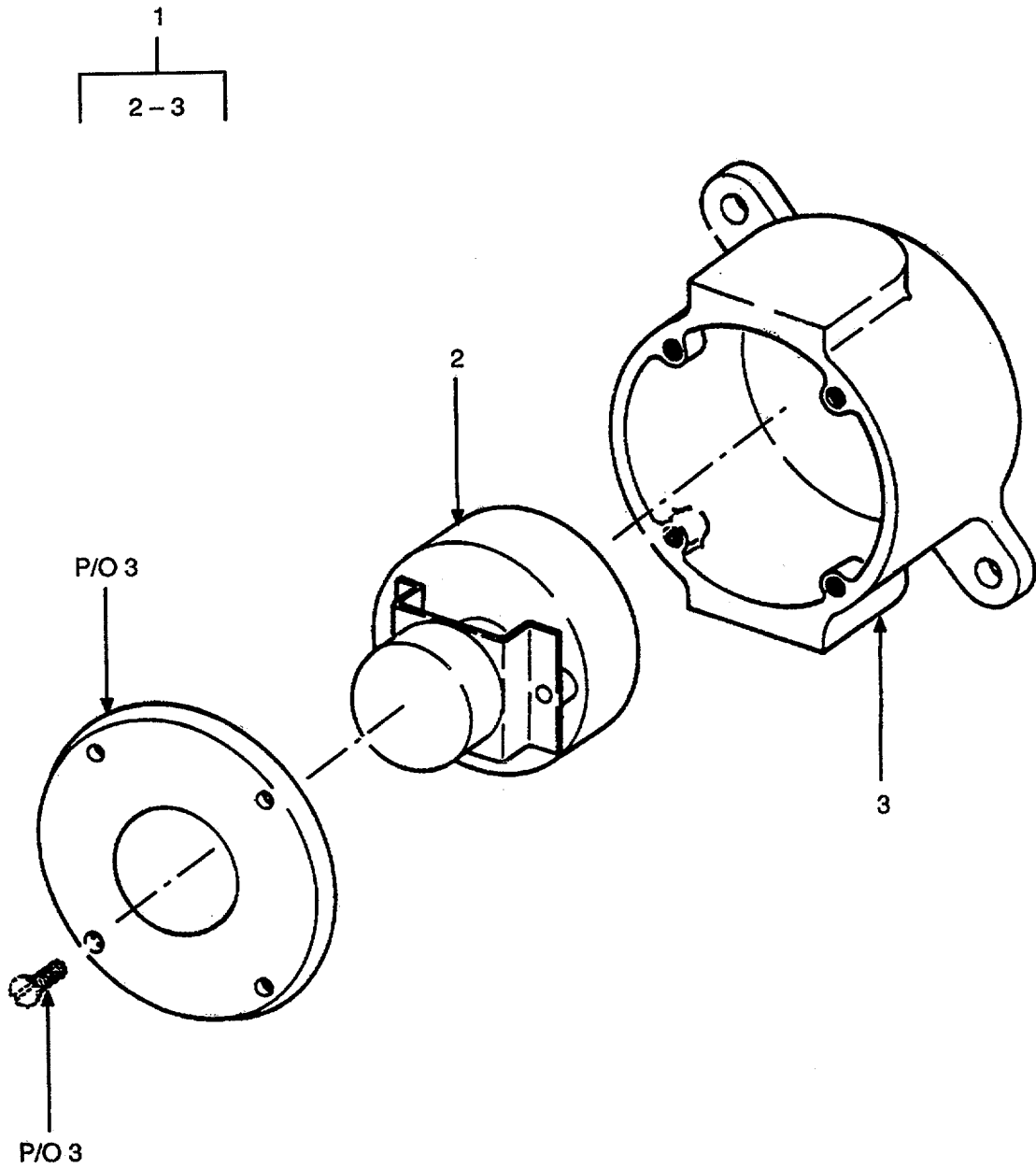


Figure 134. Pushbutton Switch.

(1) ITEM NO	(2) SMR CODE	(3) CAGEC	(4) PART NUMBER	(5) DESCRIPTION AND USABLE ON CODES(UOC)	(6) QTY
GROUP 02 ELECTRIC POWER GENERATION					
FIG. 134 PUSHBUTTON SWITCH					
1	PACZZ	95405	801	SWITCH,PUSH WATERTIGHT 10 AMPS 125V	1
2	XDCZZ	95405	322	SWITCH,PUSH MOMENTARY SPST 10 AMP	1
				125V	
3	XDCZZ	95405	RP3010-15	BOX SWITCH BRONZE SINGLE ROUND	1

END OF FIGURE

134-1

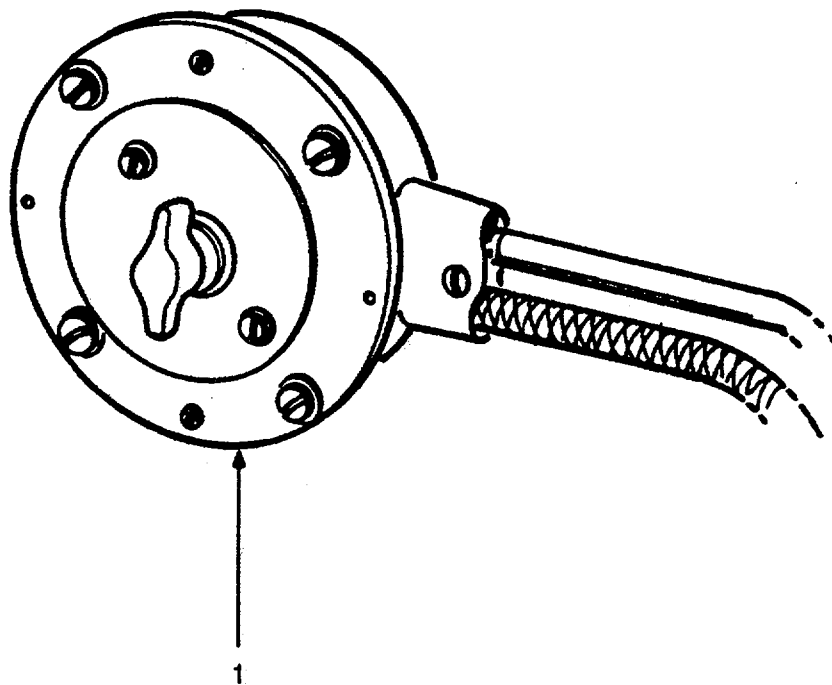


Figure 135. Wake Light Switch Symbol 804.1

SECTION II

TM 55-1905-220-20P

(1) ITEM NO	(2) SMR CODE	(3) CAGEC	(4) PART NUMBER	(5) DESCRIPTION AND USABLE ON CODES(UOC)	(6) QTY
GROUP 02 ELECTRIC POWER GENERATION					
FIG. 135 WAKE LIGHT SWITCH-SYMBOL 804.1					
1	XDCZZ	80064	303-4661576-53	SWITCH ROTARY TPST 10A 125V SYMBOL	1
				804.1	

END OF FIGURE

135-1

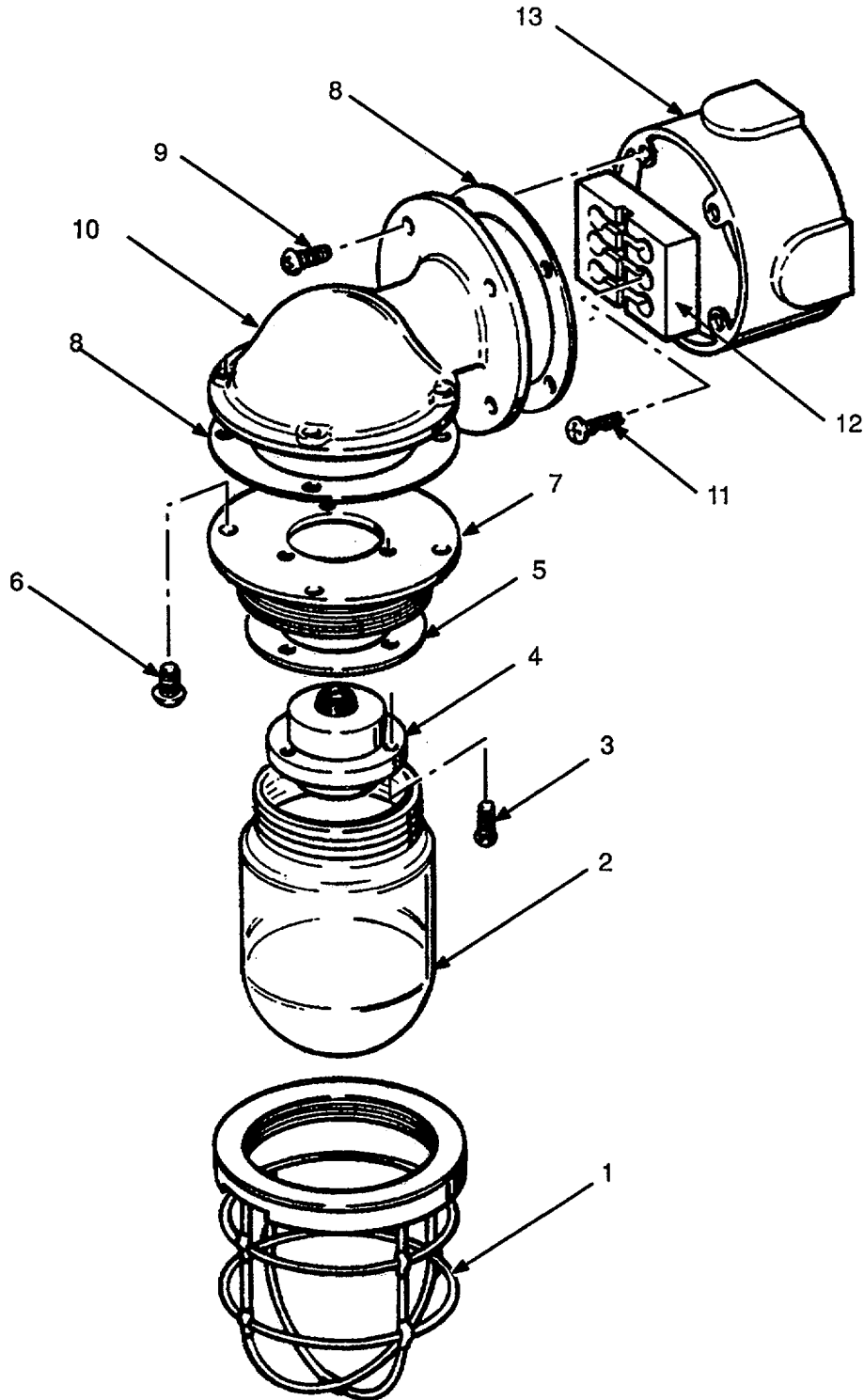


Figure 136. Incandescent Bulkhead Fixture.

(1) ITEM NO	(2) SMR CODE	(3) CAGEC	(4) PART NUMBER	(5) DESCRIPTION AND USABLE ON CODES(UOC)	(6) QTY
GROUP 02 ELECTRIC POWER GENERATION					
FIG. 136 INCANDESCENT BULKHEAD FIXTURE					
	XDCZZ	70109	3532F6	FIXTURE BULKHEAD 100 WATT WTRTT	11
				GLOBE W/GUARD	
	XDCZZ	76012	3532F6R	FIXTURE BULKHEAD 100 WATT WTRTT	4
				RED GLOBE SAME PARTS BREAKDOWN AS FOR BULKHEADFIXTURE 3532F6 EXCEPT FOR GLOBE	
1	XDCZZ	76012	P-5512 .	GUARD ASSEMBLY	1
2	PACZZ	76012	CL10-38-325 .	GLOBE,ELECTRIC LIGH CLEAR	1
2	XDCZZ	70109	CL-10-38-330	GLOBE,ELECTRIC LIGH RED	1
3	PACZZ	96906	MS35214-43 .	SCREW,MACHINE HEAD	3
4	XDCZZ	76012	CL-114-1-74 .	SOCKET 130-C PHENOLIC	1
5	PCCZZ	70109	P-55102 .	GASKET 3-1/4 X 1-3/4 X 3/32	1
6	PACZZ	96906	MS35214-55 .	SCREW,MACHINE HEAD	4
7	XDCZZ	76012	P-55017	FLANGE FIXTURE (V2 THREAD) BRONZE.	1
8	PACZZ	70109	P-55104	GASKET 4-1/4 X-3-1/2 X 3/32 RUBBER	2
9	PACZZ	96906	MS35214-55 .	SCREW,MACHINE HEAD	4
10	XDCZZ	76012	P-55020 .	ELBOW	1
11	PACZZ	96906	MS35214-25 .	SCREW,MACHINE	2
12	XDCZZ	76012	P-55034 .	BLOCK CONNECTION 899 PHENOLIC	1
13	XDCZZ	76012	P-55001 .	BOX JUNCTION 2119 BRONZE	1

END OF FIGURE

136-1

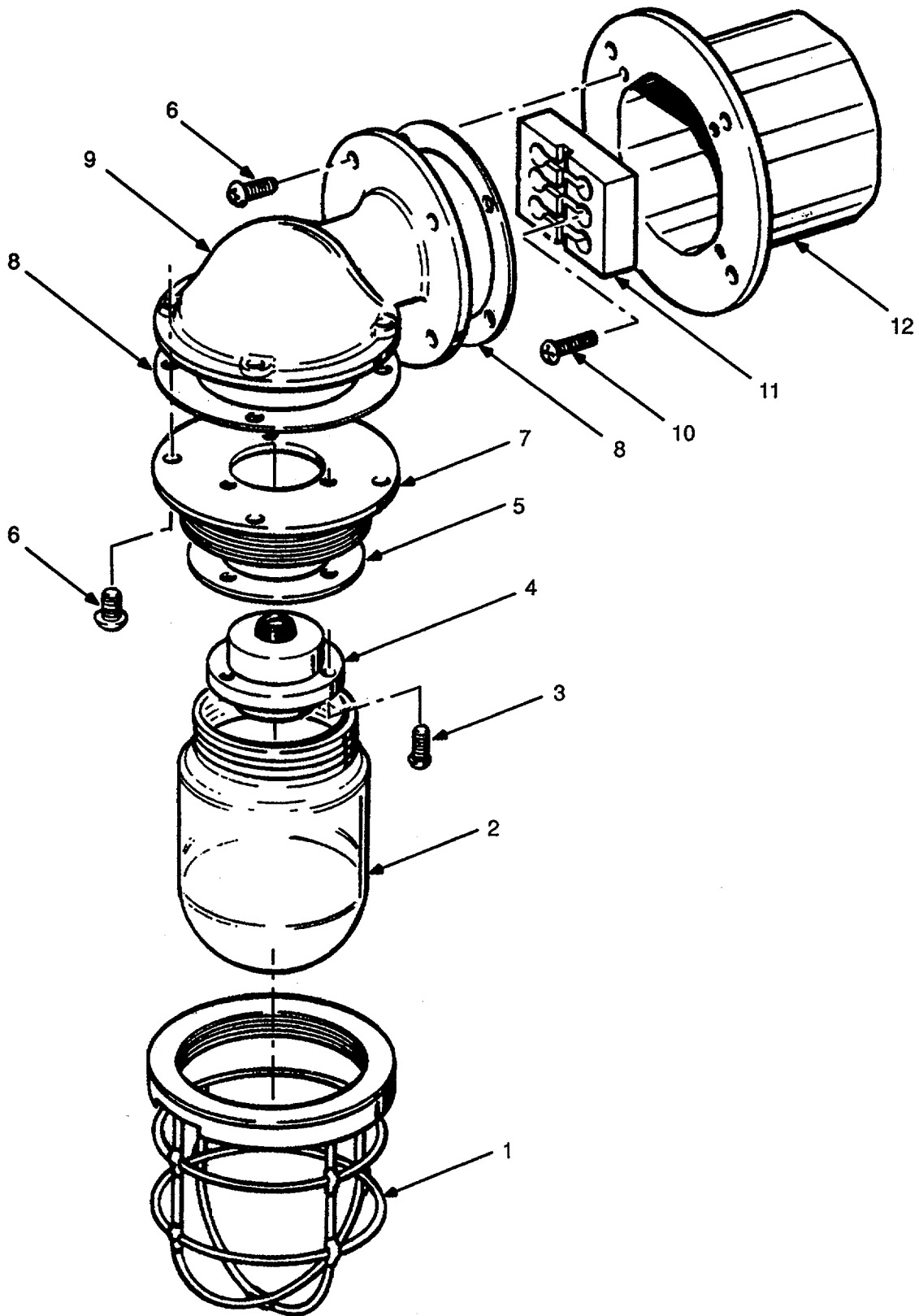


Figure 137. Incandescent Bulkhead Fixture.

(1) ITEM NO	(2) SMR CODE	(3) CAGEC	(4) PART NUMBER	(5) DESCRIPTION AND USABLE ON CODES(UOC)	(6) QTY
GROUP 02 ELECTRIC POWER GENERATION					
FIG. 137 INCANDESCENT BULKHEAD FIXTURE					
	XDCZZ	76012	3541	FIXTURE BULKHEAD 100 WATT WTRTT W/	3
				GLOBE GUARD.....	
1	XDCZZ	76012	P-55007	GUARD ASSEMBLY BRASS	1
2	PACZZ	76012	CL10-38-325	GLOBE,ELECTRIC LIGH	1
3	PACZZ	96906	MS35214-43	SCREW,MACHINE HEAD	3
4	XDCZZ	76012	CL114-1-74	SOCKET 130C PHENOLIC	1
5	PACZZ	76012	P-55102	GASKET 3-5/16X 1-3/4 X 3/32 RUBBER	1
6	PACZZ	96906	MS35214-55	SCREW.MACHINE HEAD	
7	XDCZZ	76012	M-5510-10 PATT U .FLANGE FIXTURE BRONZE		1
			7		
8	PCCZZ	70109	P-55104 .	GASKET 4-5/16X 3-1/2 X 3/32 RUBBER	2
9	XDCZZ	76012	M-5510-6 PATT 47 .ELBOW BRONZE		1
			E		
10	PACZZ	96906	MS35214-25	SCREW.MACHINE HEAD	2
11	XDCZZ	76012	P-55034	BLOCK CONNECTION PHENOLIC	1
12	XDCZZ	76012	P-55654	BOX JUNCTION	1

END OF FIGURE

137-1

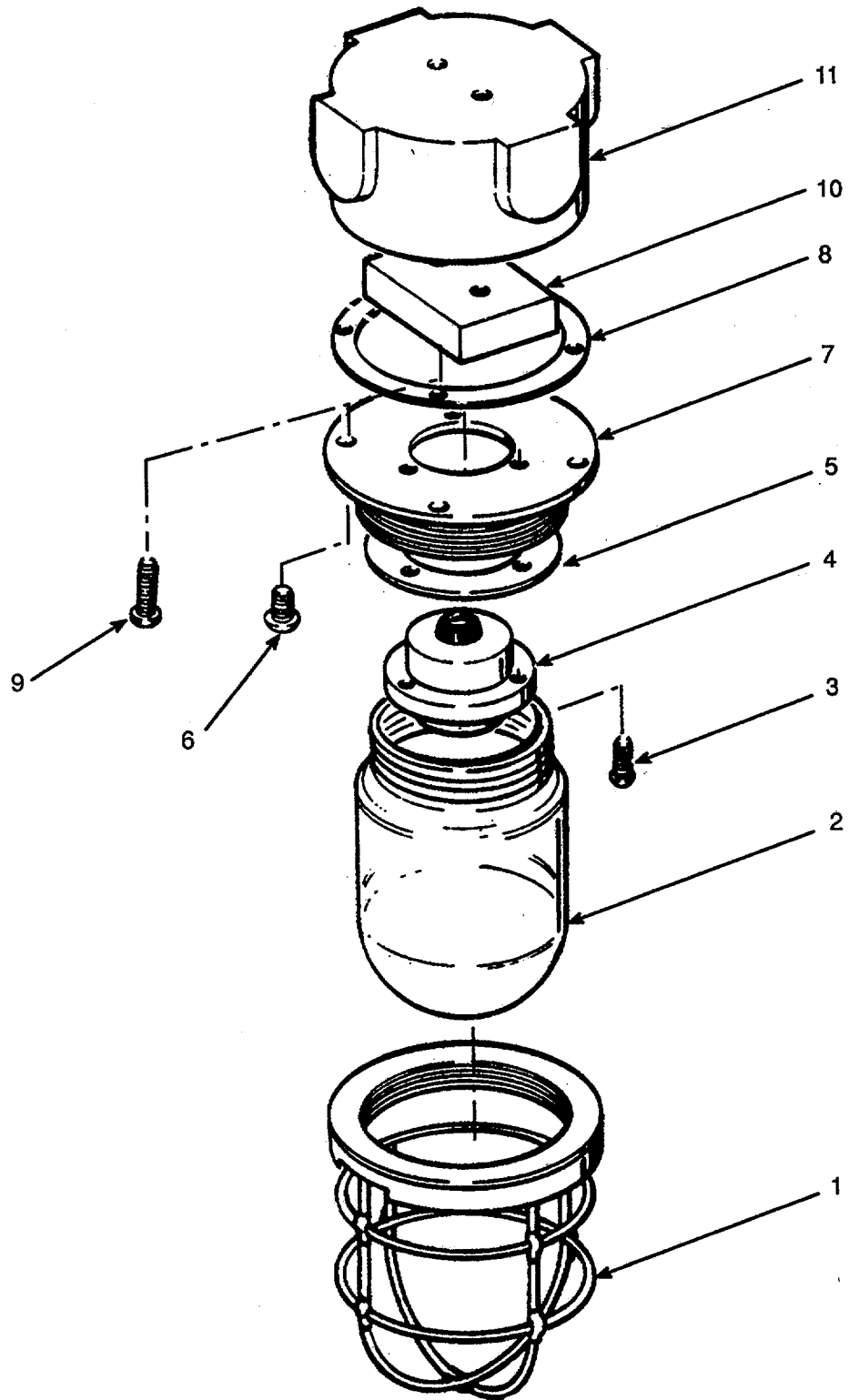


Figure 138. Incandescent Ceiling Fixture.

(1) ITEM NO	(2) SMR CODE	(3) CAGEC	(4) PART NUMBER	(5) DESCRIPTION AND USABLE ON CODES(UOC)	(6) QTY
GROUP 02 ELECTRIC POWER GENERATION					
FIG. 138 INCANDESCENT CEILING FIXTURE					
	XDCZZ	76012	3528F6	FIXTURE CEILING LIGHT 100 WATT	22
				WTRTT GLOBE	
1	XDCZZ	76012	P-5512	GUARD ASSEMBLY 668 BRASS 6 INCH	1
2	PACZZ	76012	CL10-38-325	GLOBE,ELECTRIC LIGH GLASS S. T.	1
				CLEAR	
3	PACZZ	96906	MS35214-43	SCREW,MACHINE HEAD	3
4	XDCZZ	75382	130C	LAMPHOLDER	1
5	PACZZ	76012	P-55102	GASKET 3-1/4 X 1-3/4 X 3/32	1
6	PACZZ	96906	MS35214-55	SCREW,MACHINE HEAD	4
7	XDCZZ	76012	P-55017	FLANGE FIXTURE (1/2	1
8	PCCZZ	70109	P-55104	GASKET 4-1/2 X 3-1/2 X 3/32	1
9	PACZZ	96906	MS35214-25	SCREW.MACHINE HEAD	2
10	XDCZZ	76012	P-55034	BLOCK CONNECTION 899 PHENOLIC	1
11	XDCZZ	76012	P-55001	BOX JUNCTION 2119 BRONZE	1

END OF FIGURE

138-1

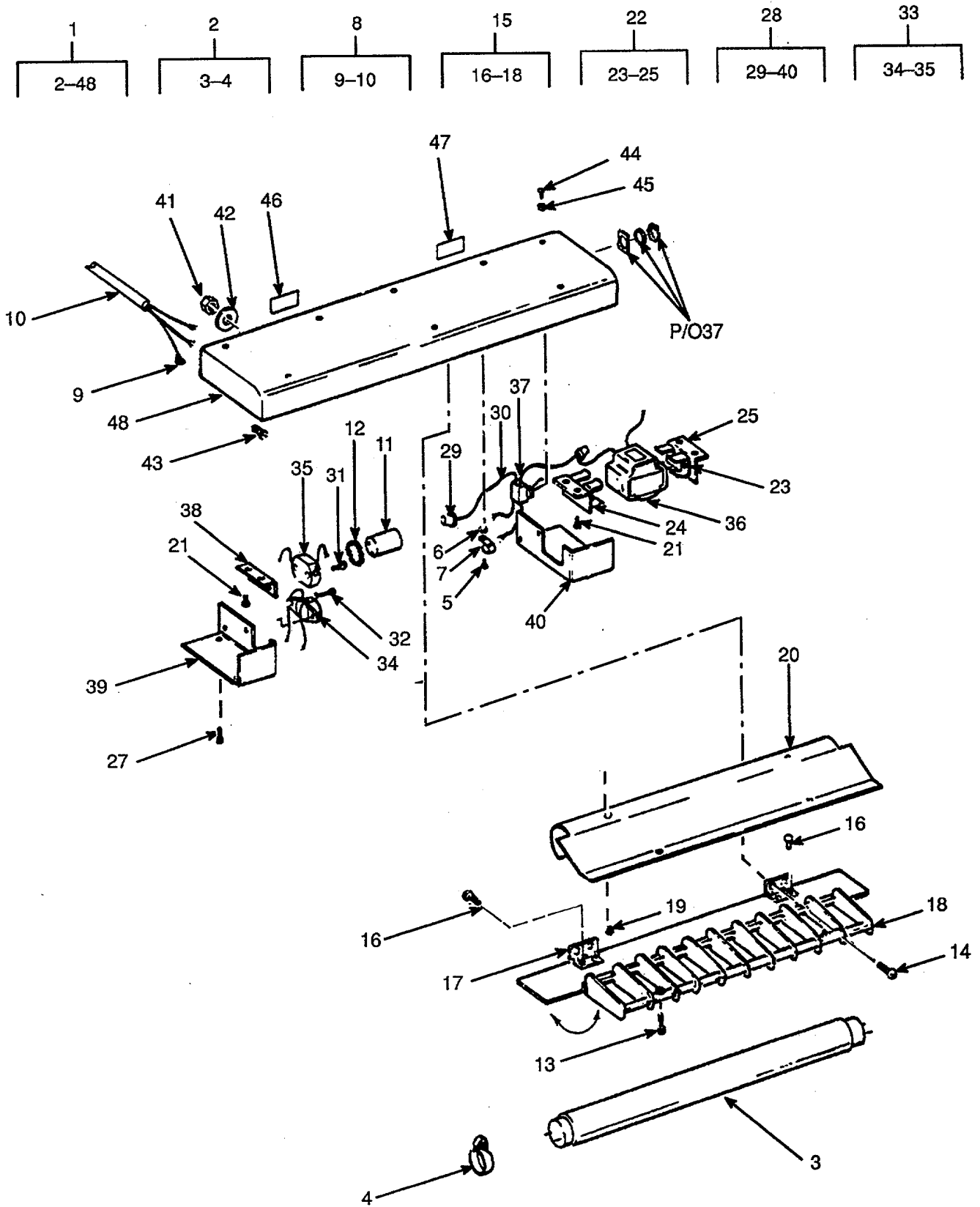


Figure 139. Fluorescent Berth Light-8 Watt.

SECTION II

TM 55-1905-220-20P

(1) ITEM NO	(2) SMR CODE	(3) CAGEC	(4) PART NUMBER	(5) DESCRIPTION AND USABLE ON CODES(UOC)	(6) QTY
				GROUP 02 ELECTRIC POWER GENERATION	
				FIG. 139 FLUORESCENT BERTH LIGHT, 8 WATT	
1	PACZZ	81349	M16377/17-232	LIGHT, BED WATT 1 15YAC 60 HERTZ	14
				MANUFACTURER,S FSCM AND DRAWING NO,	
				S ARE85213-430	
2	XDCZZ	85213	B-607	LAMP ASSEMBLY GENERATOR	1
3	PACZZ	96906	MS15588-3	LAMP,FLUORESCENT (F8T5-CW)	1
4	XDCZZ	81349	M16377/40-001	LAMPLOCK ASSEMBLY	1
5	PACZZ	96906	MS24629-21	SCREW,TAPPING THREAD CUTTING PAN	2
				HEAD	
6	PACZZ	96906	MS35335-58	WASHER,LOCK	2
7	XDCZZ	85213	P-250	CLIP CABLE (TYPE 2024-T4)	2
8	XDCZZ	85213	B-787-A	CABLE ASSEMBLY	1
9	XDCZZ	85213	P-1229	CONNECTOR WIRE	1
10	XDCZZ	85213	A-1163-A	CABLE TYPE SVT AWG SIZE 18 3	10
				CNDCT	
11	PACZZ	81348	WS755TYPE3	STARTER,FLUORESCENT	1
12	XDCZZ	96906	MS17819	INSULATOR,DISK	1
13	XDCZZ	85213	A-1112	SCREW LOUVER CRES TYPE 303	2
14	PACZZ	96906	MS35206-225	SCREW,MACHINE HEAD	4
15	XDCZZ	85213	B-445	LOUVER ASSEMBLY	1
16	XDCZZ	85213	P-240-D	RIVET 7/32 USED W/LOUVER A-857-	4
				AA-A ONLY.....	
16	XDCZZ	85213	P-240-E	RIVET 1/4 USED WITH LOUVER A- 857-	4
				A ONLY.....	
17	XDCZZ	85213	B-446	HINGE ASSEMBLY	2
18	XDCZZ	85213	A-857-AA-A	LOUVER	1
18	XDCZZ	85213	A-857-A	LOUVER ALTERNATE TO A-857-AA-A	1
19	PACZZ	96906	MS35206-211	SCREW,MACHINE HEAD	2
20	XDCZZ	85213	A-1320-C	REFLECTOR FORMED	1
21	XDCZZ	85213	832/04/09/S	SCREW MACHINE PAN 8-32X1/4 THREAD	6
				FORMING CD PL	
22	XDCZZ	85213	B-519	BRACKET ASSEMBLY	2
23	XDCZZ	85213	P-17-B	RIVET 5/32	2
24	XDCZZ	85213	A-691-C	CLIP BALLAST	2
25	XDCZZ	85213	A-993	BRACKET	2
27	XDCZZ	85213	632/06/13/S	SCREW TAPPING THREAD FORMING OVAL	4
				HEAD 6-32X3/8 CD PL	
28	XDCZZ	85213	B-1095-A	HARNESS ASSEMBLY WIRING	1
29	XDCZZ	85213	P-183	CONNECTOR CLOSED END	5
30	XDCZZ	85213	A-481	LEAD WIRE 38 INCH LONG	1
31	PAOZZ	96906	MS24629-12	SCREW,TAPPING THREAD CUTTING PAN	2
				HEAD.....	
32	PACZZ	96906	MS24629-10	SCREW,TAPPING THREAD CUTTING PAN	4
				HEAD	
33	XDCZZ	85213	B-1120	WIRING ASSEMBLY	1
34	XDCZZ	81349	MIL-L-970/10A	LAMPHOLDER	4
35	XDCZZ	81349	MIL-L-970/13	SOCKET FLUORESCENT LAMP STARTER.	
36	PACZZ	81349	M16377-45-001	BALLAST,LAMP FLOURESCENT LAMP	1

SECTION II

TM 55-1905-220-20P

(1) ITEM NO	(2) SMR CODE	(3) CAGEC	(4) PART NUMBER	(5) DESCRIPTION AND USABLE ON CODES(UOC)	(6) QTY
37	PACZZ	96906	MS16569-1	SWITCH,TOGGLE	1
38	XDCZZ	85213	A-993	BRACKET STARTER SOCKET MOUNTING	1
39	XDCZZ	85213	A-1317-B	BARRIER	1
40	XDCZZ	85213	A-1318-A	BARRIER	1
41	PACZZ	96906	MS35649-2252	NUT,PLAIN,HEXAGON	2
42	XDCZZ	85213	A-1323	SPACER ALUMINUM 2024-T3	2
43	XDCZZ	85213	120/10/11/S	SCREW MACHINE TRUSS	2
44	PACZZ	96906	MS35206-262	SCREW,MACHINE HEAD6
45	PACZZ	96906	MS35338-43	WASHER,LOCK	6
46	XDCZZ	85213	P-1121	LABEL SPARE PART PAPER PRESSURE SENSITIVE	1
47	XDCZZ	85213	P-1139	LABEL IDENTIFICATION PAPER	2
48	XDCZZ	85213	B-1542	PRESSURE SENSITIVE	
				HOUSING ASSEMBLY	1

END OF FIGURE

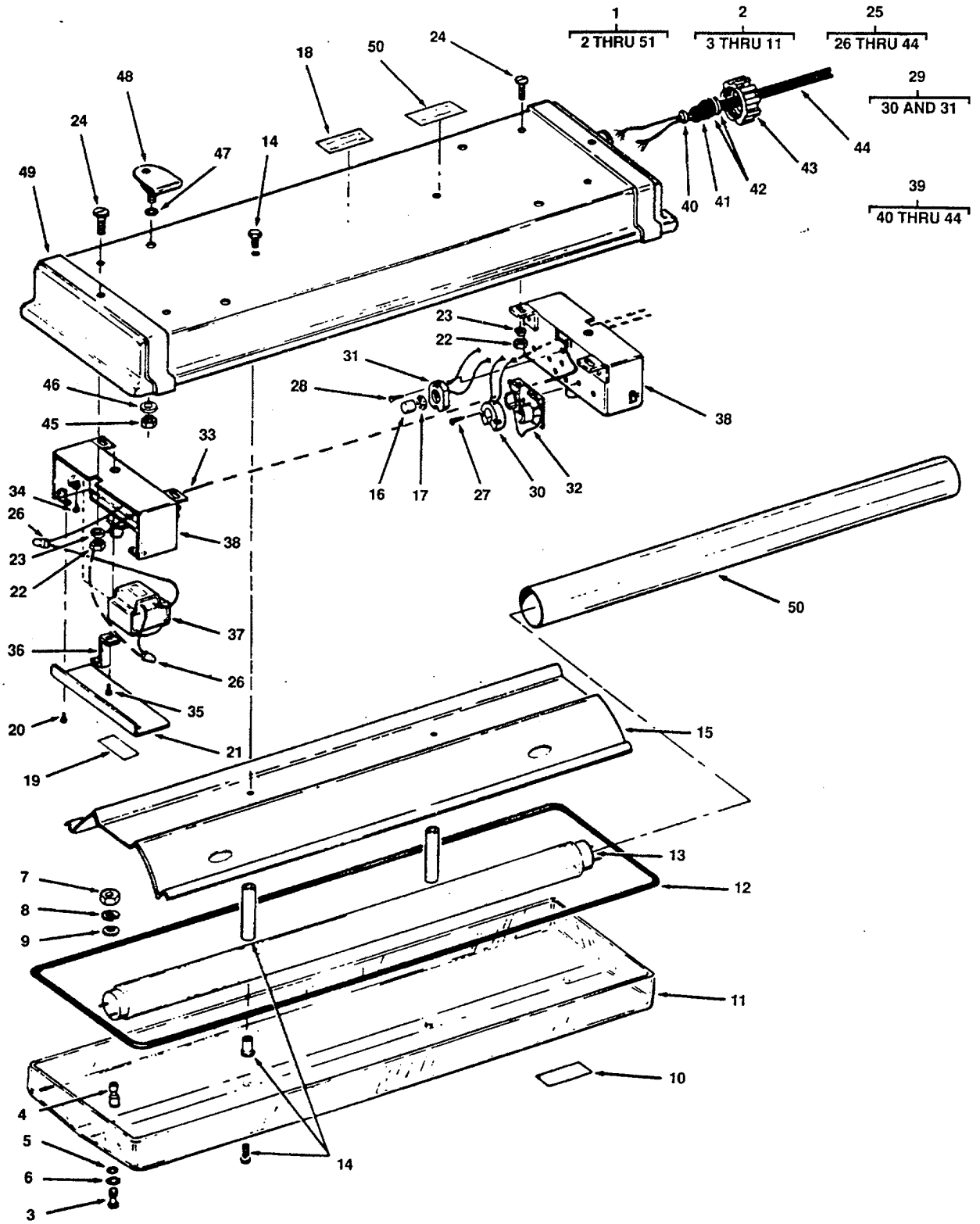


Figure 140. General Purpose Fluorescent Light

(1) ITEM NO	(2) SMR CODE	(3) CAGEC	(4) PART NUMBER	(5) DESCRIPTION AND USABLE ON CODES(UOC)	(6) QTY
				GROUP 02	ELECTRIC POWER GENERATION
				FIG. 140	GENERAL PURPOSE FLUOPESCENT LIGHT
1	PACZZ	81349	M16377/11-77.4	FIXTURE,LIGHTING	32
1	XDCZZ	81349	M16377011-7704	FIXTURE,LIGHTING SAME AS	5
				FLUORESCENT FIXTURE M16377/11-77.4 EXCEPT FOR ADDITION OF RED FILTER TUBE ASSY	
2	XDCZZ	81349	M16377/11-001	WINDOW ASSEMBLY DIFFUSING	1
				MANUFACTURER,S FSCM AND DWG NO,S ARE 85213-B1462N8.....	
3	XDCZZ	85213	A-561	SCREW WINDOW MOUNTING -	4
4	XDCZZ	85213	A-2322	BUSHING CAPTIVE	4
5	XDCZZ	85213	A-391	WASHER LEATHER 11/32 OD X 5/32	4
				ID X 1/16 THK.....	
6	XDCZZ	88044	AN6227-3	PACKING,PREFORMED	4
7	PACZZ	96906	MS35649-202	NUT,PLAIN,HEXAGON 10-24 CD PL - NOT PART OF ORIG EQPT,PROCURE WHEN REPLACING CENTER SECURING SCREW ASSY'S.....	2
8	PACZZ	96906	MS35335-32	WASHER,LOCK NO 10 CD PL - NOT PART OF ORIG EQPT,PROCURE WHEN REPLACING CENTER SECURING SCREW ASSY'S.....	2
9	PACZZ	96906	MS27183-41	WASHER,FLAT NO 10 CD PL - NOT PART OF ORIG EQPT,PROCURE WHEN REPLACING CENTER SECURING SCREW ASSY'S.....	2
10	XDCZZ	85213	P-1118	LABEL INSTRUCTION REPLACEMENT PARTS ONLY.....	1
11	XDCZZ	81349	M16377/11-001	WINDOW,LIGHTING FIX WHITE DIFFUSING	1
12	XDCZZ	85213	A411C	PACKING,PREFORMED	1
13	PACZZ	08108	F20T12/CW	LAMP,FLUORESCENT (F20T12/CW)	2
14	XDCZZ	85213	B-1513	COLUMN ASSEMBLY	2
15	XDCZZ	85213	A-1812-B	REFLECTOR.....	1
16	PACZZ	04655	FS2	STARTER,FLUORESCENT	2
17	XDCZZ	96906	MS17819	INSULATOR,DISK	2
18	XDCZZ	85213	P-947	LABEL FIXTURE IDENTITY PAPER - PRESSURE SENSITIVE	2
18	XDCZZ	85213	P-1016	LABEL RED FILTER ASSEMBLY	2
19	XDCZZ	85213	P-1135	LABEL REPAIR PARTS PAPER-PRESSURE SENSITIVE	1
20	PACZZ	96906	MS35206-228	SCREW,MACHINE HEAD	4
21	XDCZZ	85213	A-1219	COVER BARRIER	2
22	PACZZ	96906	MS35649-202	NUT,PLAIN,HEXAGON	6
23	PACZZ	96906	MS35335-32	WASHER,LOCK	6
24	PACZZ	96906	MS35206-263	SCREW,MACHINE HEAD	6
25	XDCZZ	85213	B-1134	WIRING ASSEMBLY	1
26	XDCZZ	85213	P-183	CONNECTOR CLOSED END	3

SECTION II

TM 55-1905-220-20P

(1) ITEM NO	(2) SMR CODE	(3) CAGEC	(4) PART NUMBER	(5) DESCRIPTION AND USABLE ON CODES(UOC)	(6) QTY
27	XDCZZ	85213	440/09/09/S	SCREW TAPPING THREAD FORMING PAN	8
				HEAD 4-40X9/16 CD PL.....	
28	PAOZZ	96906	MS24629-12	SCREW,TAPPING THREAD CUTTING PAN	4
				HEAD.....	
29	XDCZZ	85213	B-653	WIRING GROUP BASIC	1
29	XDCZZ	85213	B-654	WIRING GROUP BASIC SAME AS WIRING GROUP B-653 EXCEPT FOR WIRE LENGTH AND ADDITION OF BLACK JACKET WIRE.....	1
30	XDCZZ	81349	MIL-L-970/11	LAMPHOLDER	2
31	XDCZZ	81349	MIL-L-970/13	SOCKET STARTER	2
32	XDCZZ	81349	M16377/40-002	LOCK.FLUORESCENI LA	4
33	XDCZZ	85213	A-481-AX	LEAD WIRE 34 INCH LDNG WHITE	1
34	XDCZZ	9G906	MS24629-38	SCREW,TAPPING THREAD CUTTING PAN	2
				HEAD.....	
35	XDCZZ	85213	024/08/18/S	SCREW AND WASHER ASSEMBLY-SEMS 10-24X1/2 ROUND HEAD-CD PL.....	2
36	XDCZZ	85213	A-1151	RETAINER BALLAST	2
37	PACZZ	81349	M16377/44-001	BALLAST,LAMP FLOURESCENT LAMP	2
38	XDCZZ	85213	B-701	BARRIER ASSEMBLY	2
39	XDCZZ	85213	B-1132	CABLE ASSEMBLY	1
40	XDCZZ	85213	P-691	WASHER RETAINER	1
41	XDCZZ	85213	P-693	GROMMET	1
42	XDCZZ	85213	P-692	WASHER SLIP	2
43	XDCZZ	85213	P-229	CAP CABLE	1
44	XDCZZ	85213	A-1817-A	CABLE TYPE SJT AWG SIZE 16 3 CNDCT ALTERNATE TYPE CABLE IS TYPE SJO	10
45	PACZZ	96906	MS35649-2252	NUT,PLAIN,HEXAGON	4
46	XDCZZ	85213	P-1111	WASHER DOME	4
47	PCCZZ	88044	AN62Z7-5	PACKING.PREFORMED	4
48	XDCZZ	96906	MSM16377/41-009	SHOCKMOUNT ASSEMBLY	4
49	XDCZZ	85213	B-1360-C	HOUSING ASSEMBLY	1
50	PACZZ	81349	M16377/42-003	FILTER.INDICATOR LI FILTER	1

END OF FIGURE

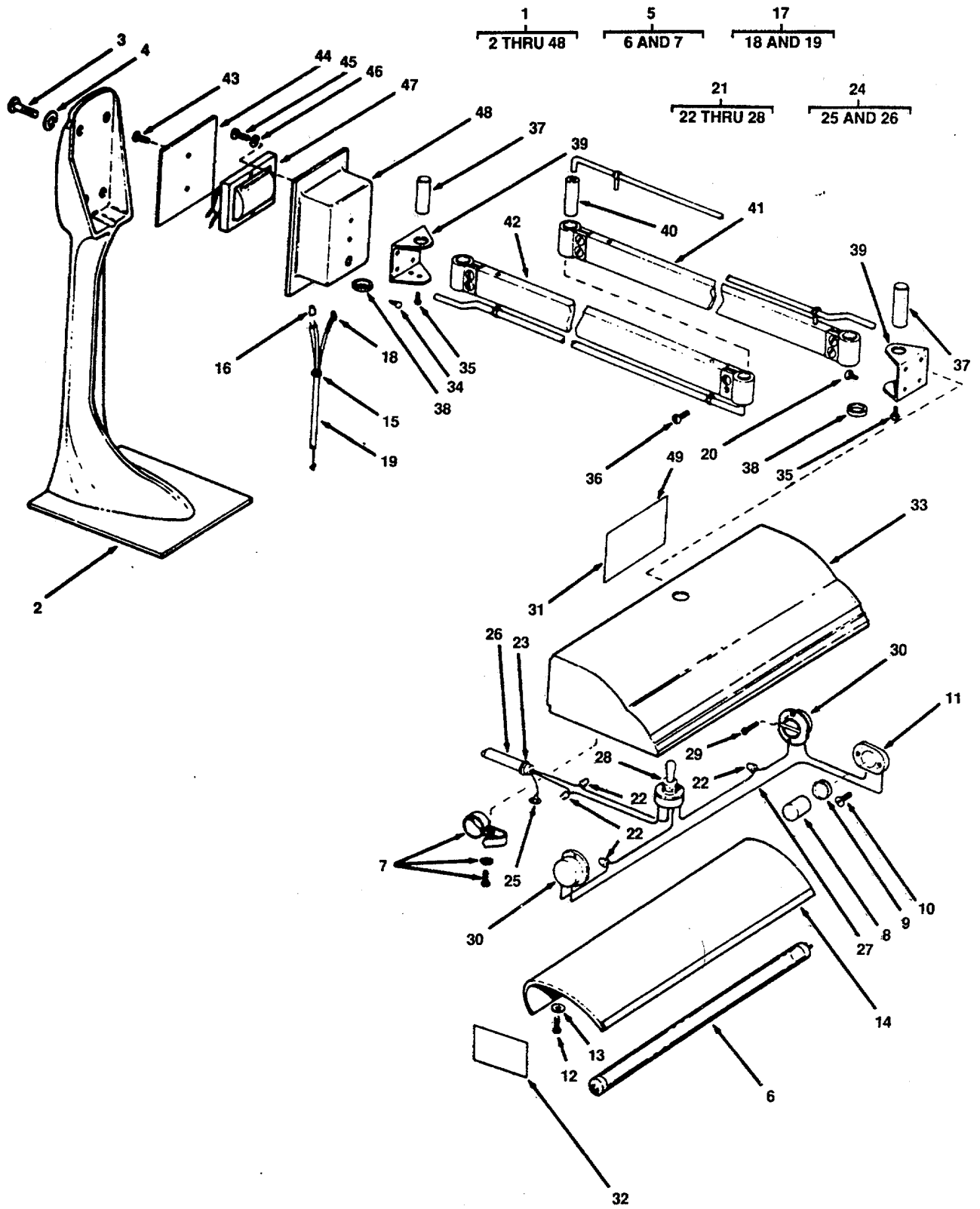


Figure 141. Fluorescent Desk Light-8 Watt

SECTION II

TM 55-1905-220-20P

(1) ITEM NO	(2) SMR CODE	(3) CAGEC	(4) PART NUMBER	(5) DESCRIPTION AND USABLE ON CODES(UOC)	(6) QTY
				GROUP 02 ELECTRIC POWER GENERATION	
				FIG. 141 FLUORESCENT DESK LIGHT, 8 WATT	
1	XDCZZ	81349	MIL-F-16377/16-1 50.2	FIXTURE FLUORESCENT	3
1	XDCZZ	81349	MIL-F-16377/16-1 41.2	LIGHT DESK FLOURESCENT BULKHEAD MOUNTED SAME AS DESK LIGHT M16377/ 16-150.2 EXCEPT W/O PEDESTAL ASSY AND DIFFERENT FIXTURE IDEN LABEL	1
2	XDCZZ	81349	M16377/16-001	PEDESTAL ASSEMBLY	1
3	PACZZ	96906	MS35206-279	SCREW,MACHINE HEAD	4
4	PACZZ	96906	MS35338-43	WASHER,LOCK	4
5	XDCZZ	85213	B-607	LAMP ASSEMBLY	1
6	PACZZ	96906	MS15588-3	LAMP,FLUORESCENT F8T5-CW	1
7	XDCZZ	81349	M16377/40-001	LAMPLOCK ASSEMBLY	1
8	XDCZZ	81348	8G TYPE III OF W -S-755	STARTER FLUORESCENT	1
9	XDCZZ	96906	MS17819	INSULATOR,DISK	1
10	PACZZ	96906	MS35206-227	SCREW,MACHINE HEAD	2
11	XDCZZ	81349	MIL-L-970/13	SOCKET FLUORESCENT LAMP STARTER	1
12	PACZZ	96906	MS3520E-725	SCREW,MACHINE HEAD	3
13	PACZZ	96906	MS35335-30	WASHER,LOCK	1
14	XDCZZ	85213	A-86	REFLECTOR.....	1
15	XDCZZ	85213	P-30-A	RELIEF STRAIN	2
16	XDCZZ	85213	P-183	CONNECTOR CLOSED END	3
17	XDCZZ	85213	B-980	CABLE ASSEMBLY.....	1
18	XDCZZ	85213	P-1229	TERMINAL WIRE	1
19	XDCZZ	85213	A-1556	CABLE TYPE SVT SIZE	10
20	PACZZ	96906	MS24629-34	SCREW,TAPPING THREAD CUTTING PAN HEAD	4
21	XDCZZ	85213	B-1290A	WIRING ASSEMBLY	1
22	XDCZZ	85213	P-112	CONNECTOR CLOSED END	4
23	XDCZZ	85213	P-30-A	RELIEF STRAIN	1
24	XDCZZ	85213	B-981	CABLE ASSEMBLY	1
25	XDCZZ	85213	P-96-B	TERMINAL WIRE	1
26	XDCZZ	85213	A-1557	CABLE TYPE SVT SIZE	33
27	XDCZZ	85213	B-1223	BASIC WIRING ASSEMBLY	1
28	PACZZ	96906	MS16569-	SWITCH,TOGGLE	1
29	PACZZ	96906	MS35265-12	SCREW,MACHINE FILLISTER HEAD	4
30	XDCZZ	81349	MIL-L-970-10	LAMPHOLDER	2
31	XDCZZ	85213	P-1230	LABEL FIXTURE IDENTIFICATION PAPER-PRESSURE SENSITIVE	2
31	XDCZZ	85213	P-1228	LABEL FIXTURE IDENTITY PAPER- PRESSURE SENSITIVE, U/O P/N MIL-F- 16377/16-141.2.....	2
32	XDCZZ	85213	P-1121	LABEL REPAIR PARTS PAPER-PRESSURE SENSITIVE.....	1
33	XDCZZ	85213	A-77-A	HEAD REFLECTOR	1
34	PACZZ	96906	MS24629-24	SCREW,TAPPING THREAD CUTTING PAN HEAD	4

SECTION II

TM 55-1905-220-20P

(1) ITEM NO	(2) SMR CODE	(3) CAGEC	(4) PART NUMBER	(5) DESCRIPTION AND USABLE ON CODES(UOC)	(6) QTY
35	PACZZ	96906	MS24629-34	SCREW,TAPPING THREAD CUTTING PAN HEAD	4
36	XDCZZ	85213	60B-33	SCREW MACHINE OYAL HEAD 10-32X1/2.	8
37	XDCZZ	85213	A-619	PIN SWIVEL	2
38	XDCZZ	85213	A-306-A	SPACER.....	4
39	XDCZZ	85213	A-83	BRACKET SWIYEL	2
40	XDCZZ	85213	A-98-A	WASHER,LOCK	1
41	XDCZZ	85213	B-25	ARM ASSEMBLY FRONT	1
42	XDCZZ	85213	B-24	ARM ASSEMBLY REAR	1
43	PACZZ	96906	MS35190-221	SCREW,MACHINE HEAD	2
44	XDCZZ	85213	A-100	PLATE BACK	1
45	PACZZ	96906	MS35206-264	SCREW,MACHINE HEAD	2
46	PACZZ	96906	MS45904-60	WASHER,LOCK INTERNAL AND EXTERNAL TOOTH.....	2
47	PACZZ	81349	M16377-45-001	BALLAST,LAMP FLOURESCENT LAMP	1
48	XDCZZ	85213	A-79-C	BOX BALLAST	1

END OF FIGURE

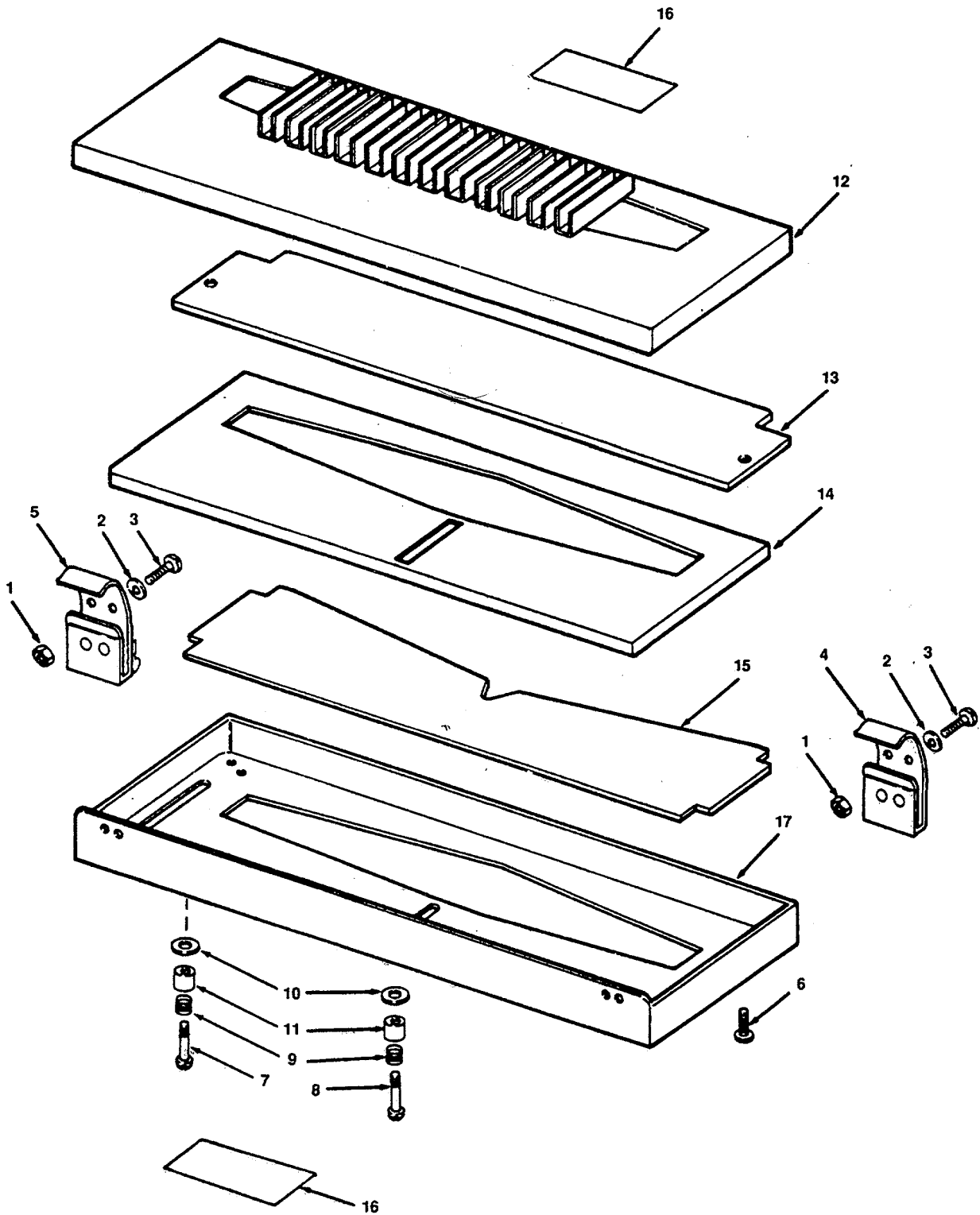


Figure 142. Desk Light Filter

SECTION II

TM 55-1905-220-20P

(1) ITEM NO	(2) SMR CODE	(3) CAGEC	(4) PART NUMBER	(5) DESCRIPTION AND USABLE ON CODES(UOC)	(6) QTY
				GROUP 02 ELECTRIC POWER GENERATION	
				FIG. 142 DESK LIGHT FILTER	
	XDCZZ	81349	M16377/48-12101	FILTER ASSEMBLY FLOURESCENT DESK LIGHT ADJ MOUNT ONDESK LIGHT M16377 / 16-141.2	1
1	PACZZ	96906	MS35649-262	NUT,PLAIN,HEXAGON	4
2	PACZZ	96906	MS35335-58	WASHER,LOCK	4
3	PACZZ	96906	MS35206-227	SCREW,MACHINE HEAD	4
4	XDCZZ	81349	M16377/48-FIG6	CLIP ASSEMBLY	1
5	XDCZZ	81349	M16377/48-FIG6	CLIP AND FRAME LOCK	1
6	XDCZZ	85213	440/08/10/C	SCREW MACHINE OVAL HEAD 4-40X1/2 CRES	8
7	XDCZZ	85213	A-1000-A	SCREW KNOB	2
8	XDCZZ	85213	A-1000-B	SCREW KNOB	1
9	XDCZZ	85213	A-983	SPRING KNOB SCREW	3
10	XDCZZ	85213	A-984	WASHER NYLON	3
11	XDCZZ	85213	A-982	FERRULE	3
12	XDCZZ	81349	M16377/48-FIG4	DEEP BAFFLE AND STRIP ASSEMBLY	1
13	XDCZZ	81349	M16377/48-FIG8	FILTER RED	1
14	XDCZZ	81349	M16377/48-FIG2	SHALLOW BAFFLE AND STRIP ASSEMBLY	1
15	XDCZZ	81349	M16377/48-FIG3	SHIELD AND STRIP ASSEMBLY	1
16	XDCZZ	85213	P-1161	LABEL FIXTURE IDENTITY PAPER- PRESSURE SENSITIVE	2
17	XDCZZ	81349	M16377/48-FIG5	FRAME AND STRIP ASSEMBLY	1

END OF FIGURE

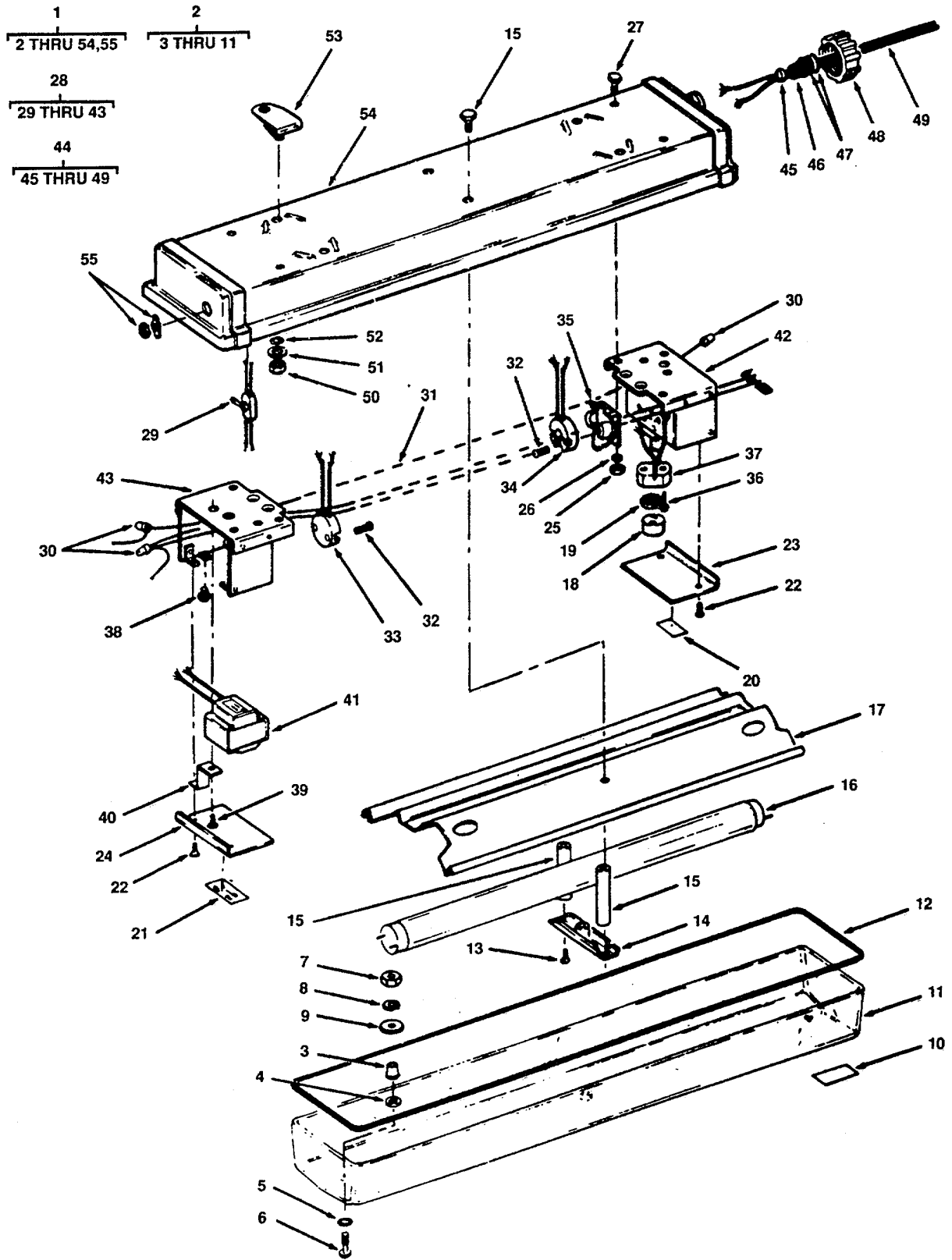


Figure 143. General Purpose Fluorescent Light

(1) ITEM NO	(2) SMR CODE	(3) CAGEC	(4) PART NUMBER	(5) DESCRIPTION AND USABLE ON CODES(UOC)	(6) QTY
				GROUP 02	ELECTRIC POWER GENERATION
				FIG. 143	GENERAL PURPOSE FLUORESCENT LIGHT
1	PACZZ	81349	M16377/5-338.1	FIXTURE,LIGHTING	2
1	PACZZ	85213	470-S(DPST)(HW)	FIXTURE,LIGHTING SWITCH - SAME AS FLUORESCENT LIGHT FIXTURE M16377/5- 338.1 EXCEPT FOR ADDITION OF LIGHT SWITCH	2
2	XDCZZ	81349	M16377/5-001	WINDOW ASSEMBLY DIFFUSING	1
3	XDCZZ	85213	A-2326	BUSHING CAPTIVE	3
4	XDCZZ	85213	A-391	WASHER LEATHER 11/32 OD X 5/32 ID X 1/16 THK.....	3
5	XDCZZ	88044	AN6227-3	PACKING,PREFORMED	3
6	XDCZZ	85213	A-561-A	SCREW WINDOW MOUNTING	3
7	PACZZ	96906	MS35649-202	NUT,PLAIN,HEXAGON 10-24 CD PL - NOT PART OF ORIG E4PT,PROCURE WHEN REPLACING CENTER SECURING SCREW ASSY	1
8	PACZZ	96906	MS35335-32	WASHER,LOCK NO 10 CD PL - NOT PART OF ORIG E4PT,PROCURE WHEN REPLACING CENTER SECURING SCREW ASSY	1
9	PACZZ	96906	MS27183-41	WASHER,FLAT NO 10 CD PL - NOT PART OF ORIG E4PT,PROCURE WHEN REPLACING CENTE-R SECURING SCREW ASSY	1
10	XDCZZ	85213	P-1118 ..	LABEL INSTRUCTION REPLACEMENT PARTS ONLY.....	1
11	XDCZZ	85213	A-2310-N ..	LENS DIFFUSING LENS A-2310 WAS ORIG E4PT PART NO	1
12	PCCZZ	85213	A411K	SEAL,NONMETALLIC RO	1
13	PACZZ	96906	MS35206-263	SCREW,MACHINE HEAD	2
14	XDCZZ	85213	B-1229	BRIDGE ASSEMBLY	1
15	XDCZZ	85213	B-1513-B	COLUMN ASSEMBLY	2
16	PACZZ	08108	F15T12/CW	LAMP,FLUORESCENT (F15T12/CW)	1
17	XDCZZ	85213	A-1935-L	REFLECTOR.....	1
18	PACZZ	8134B	WS755TYPE3	STARTER,FLUORESCENT	1
19	XDCZZ	96906	MS17819	INSULATOR,DISK	1
20	XDCZZ	85213	P-955	LABEL FIXTURE IDENTITY PAPER- PRESSURE SENSITIVE	2
20	XDCZZ	85213	P-1388	LABEL FIXTURE IDENTITY PAPER- - PRESSURE SENSITIVE - REPLACES LABEL P-955 ON LIGHT FIXTURE M1637715- 338.1	2
21	XDCZZ	85213	P-1231	LABEL REPAIR PARTS PAPER-PRESSURE SENSITIVE	1
22	PACZZ	96906	MS35206-228 .	SCREW,MACHINE HEAD	4
23	XDCZZ	85213	A-1234-A .	COVER STARTER END	1
24	XDCZZ	85213	A-1235 .	COVER BALLAST END	1
25	PACZZ	96906	MS35649-202 .	NUT,PLAIN,HEXAGON	4
26	PACZZ	96906	MS35335-32 .	WASHER,LOCK	4
27	PACZZ	96906	MS35206-263 .	SCREW,MACHINE HEAD	4
28	XDCZZ	85213	B-963	WIRING ASSEMBLY U/O P/N M163 77/5-	1

SECTION II

TM 55-1905-220-20P

(1) ITEM NO	(2) SMR CODE	(3) CAGEC	(4) PART NUMBER	(5) DESCRIPTION AND USABLE ON CODES(UOC)	(6) QTY
28	XDCZZ	85213	B-963-C	338.1 WIRING ASSEMBLY SAME AS WIRE ASSY B-963 EXCEPT FOR ADDITION OF SWITCH, LENGTH OF WIRE LEAD A-481 AND ADD 4TY 4 CLOSED END CONNECTOR, P-183 U/ O P/N 70-S(DPST)(HW).....	1
29	PACZZ	96906	MS16569-1	SWITCH,TOGGLE USED ONLY ON P/N 470-S(DPST)(HW).....	1
30	XDCZZ	85213	P-183	CONNECTOR CLOSED END, QTY USED ON P/N B-693.....	4
30	XDCZZ	85213	P-183	CONNECTOR CLOSED END, 4TY USED ON P/N B-693-C.....	8
31	XDCZZ	85213	A-481	LEAD WIRE TYPE AWM SIZE 18 AWG, QTY USED ON P/N B-693.....	2
31	XDCZZ	85213	A-481	LEAD WIRE TYPE AWM SIZE 18 AWG, QTY USED ON P/N B-693-C.....	6
32	XDCZZ	85213	440/09/09/S	SCREW TAPPING THREAD FORMING PAN HEAD 4-40X9/16 CD PL.....	4
33	XDCZZ	81349	MIL-L-970/11	LAMPHOLDER WIRE LEAD LENGTHS ARE 22 INCHES.....	1
34	XDCZZ	81349	MIL-L-970/11	LAMPHOLDER WIRE LEAD LENGTHS ARE 7INCHES EACH LEAD.....	1
35	XDCZZ	81349	M16377/40-002	LOCK,FLUORESCENT LA	2
36	PAOZZ	96906	MS24629-12	SCREW,TAPPING	2
37	XDCZZ	81349	MIL-L-970/13	SOCKET STARTER	1
38	PACZZ	96906	MS35265-44	SCREW,MACHINE FILLISTER HEAD	1
39	XDCZZ	85213	024/08/18/S	SCREW AND WASHER ASSEMBLY-SEMS	1
40	XDCZZ	85213	A-1151	10-24X1/2 ROUND HEAD-CD PL.....	1
41	PACZZ	81349	M16377/44-001	RETAINER BALLAST	1
42	XDCZZ	85213	B-749	BALLAST,LAMP FLOURESCENT LAMP	1
43	XDCZZ	85213	B-751	BARRIER AND PLATE ASSEMBLY	1
44	XDCZZ	85213	B-1192-A	BARRIER AND PLATE ASSEMBLY	1
45	XDCZZ	85213	P-503	CABLE ASSEMBLY	1
46	XDCZZ	85213	P-501	WASHER	1
47	XDCZZ	85213	P-502	GROMMET	1
48	XDCZZ	85213	P-229	WASHER	2
49	XDCZZ	85213	A-1978-C	CAP CABLE	1
50	PACZZ	96906	MS35649-2252	CABLE TYPE SJT AWG SIZE 16 2 CNDCT.....	10
51	XDCZZ	85213	P-1111	NUT,PLAIN,HEXAGON	4
52	PCCZZ	88044	AN6227-5	WASHER DOME	4
53	XDCZZ	96906	MSM16377/41-009	PACKING,PREFORMED	4
54	XDCZZ	85213	B-1360-F	SHOCKMOUNT ASSEMBLY	4
54	XDCZZ	85213	B-1360-N	HOUSING ASSEMBLY U/O P/N M16377/5- 338.1	1
55	XDCZZ	85213	P-309	HOUSING ASSEMBLY U/O P/N M16377/5- 338.1	1
				BOOT SWITCH U/O P/N 470- S(DPST)(HW).....	1

END OF FIGURE

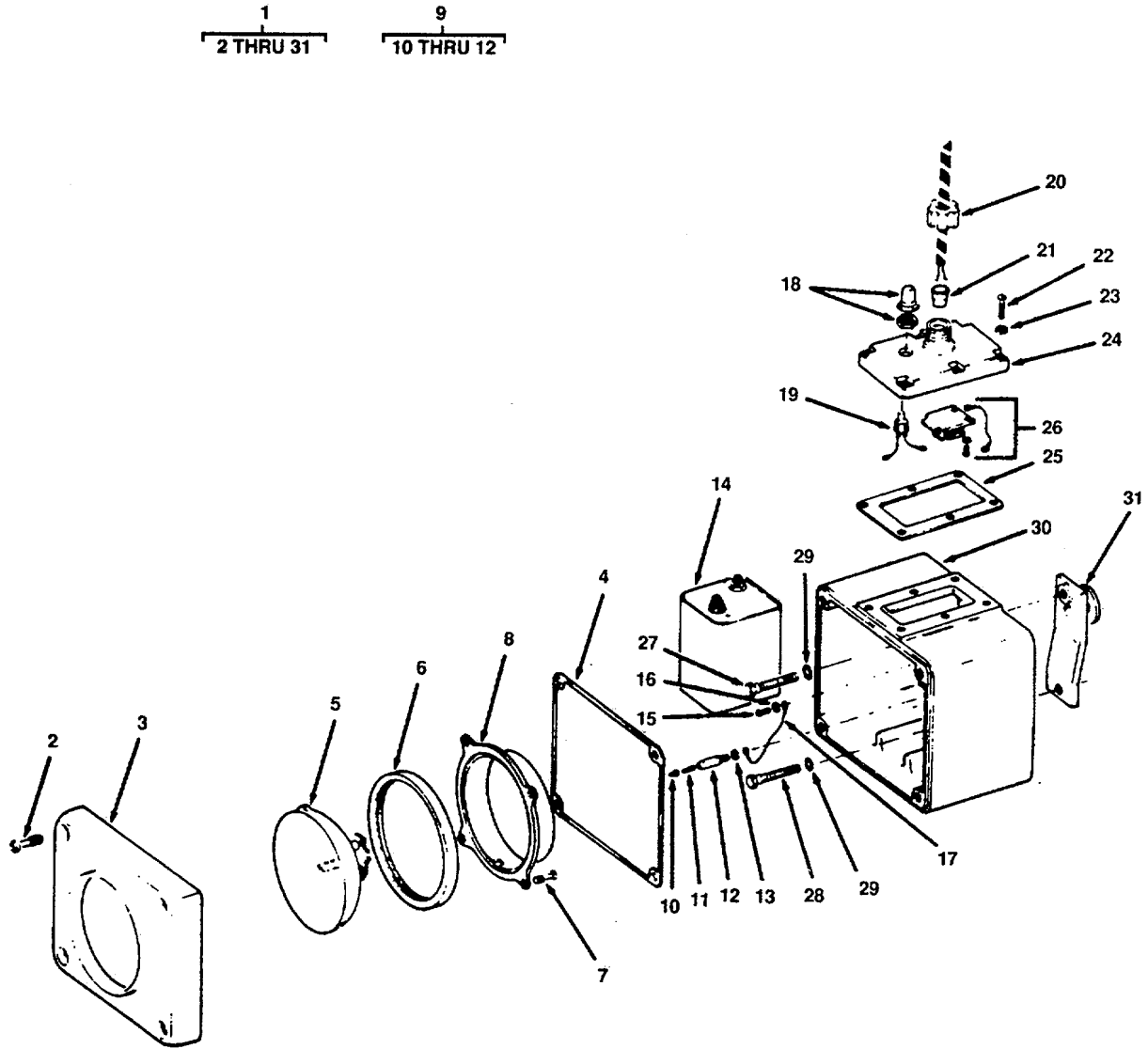


Figure 144. Relay-Operated Lantern

(1) ITEM NO	(2) SMR CODE	(3) CAGEC	(4) PART NUMBER	(5) DESCRIPTION AND USABLE ON CODES(UOC)	(6) QTY
				GROUP 02 ELECTRIC POWER GENERATION	
				FIG. 144 RELAY-OPERATED LANTERN	
1	XDCZZ	81349	MIL-F-16377/53-1	LANTERN RELAY OPERATED 115VAC NON-	4
-			01.2	MAGNETIC	
2	XDCZZ	81349	M16377/53-FIG17(B)	SCREW COVER	4
3	XDCZZ	81349	M16377/53-FIG8	COVER LANTERN	1
4	XDCZZ	81349	M16377/53-007	GASKET COVER	1
5	PACZZ	96906	MS16524-2	LAMP INCANDESCENT	1
6	XDCZZ	81349	M16377/53-FIG12S	GASKET LAMP	1
			H10253		
7	XDCZZ	81349	M16377/53-FIG17(A)	SCREW LAMP RETAINER	4
8	XDCZZ	81349	M16377/53-FIG9	RETAINER LAMP	1
9	XDCZZ	81349	M16377/53-FIG15(D)	LAMP CONTACT ASSEMBLY	2
10	XDCZZ	81349	M16377/53-FIG15(B)	PLUNGER	1
11	XDCZZ	81349	M16377/53-FIG15(C)	SPRING	1
12	XDCZZ	81349	M16377/53-FIG15(A)	SLEEVE	1
13	PACZZ	96906	MS35333-106	WASHER,LOCK LOCK	2
14	PACZZ	81349	BA200U	BATTERY (1) NONRECH	2
15	XDCZZ	81349	M16377/53-FIG6	SCREW BRASS 5-40 X 1/4	2
16	XDCZZ	81349	M16377/53-FIG6	WASHER INTERNAL LOCK PHOSPHOR- BRONZE	2
17	XDCZZ	81349	M16377/53-FIG18	WIRE ASSEMBLY	2
18	XDCZZ	81349	MIL-B-5423/7	BOOT TYPE B STYLE 2	1
19	PACZZ	96906	MS16712-1	SWITCH,PUSHBUTTON	1
20	XDCZZ	81349	MIL-S-19622/10-002	CAP NYLON STUFFING TUBE	1
21	PACZZ	96906	MS16178-2	PACKING ASSEMBLY	1
22	PACZZ	96906	MS35214-57	SCREW,MACHINE HEAD	6
23	PACZZ	96906	MS35333-107	WASHER,LOCK LOCK	6
24	XDCZZ	81349	M16377/53-FIG11	HOUSING RELAY	1
25	XDCZZ	81349	M16377/53-FIG13S	GASKET RELAY HOUSING	1
			H10254		
26	PACZZ	81349	M16377/53-004	RELAY,LANTERN	1
27	PACZZ	96906	MS90725-34	BOLT,MACHINE	1
28	PACZZ	96906	MS90725-33	BOLT,MACHINE	1
29	PACZZ	95105	372-1154-110	PACKING,PREFORMED	2
30	XDCZZ	81349	M16377/53-001	BODY ASSEMBLY,LANTE LANTERN	1
31	XDCZZ	81349	M16377/53-003	BRACKET ASSEMBLY LANTERN	1

END OF FIGURE

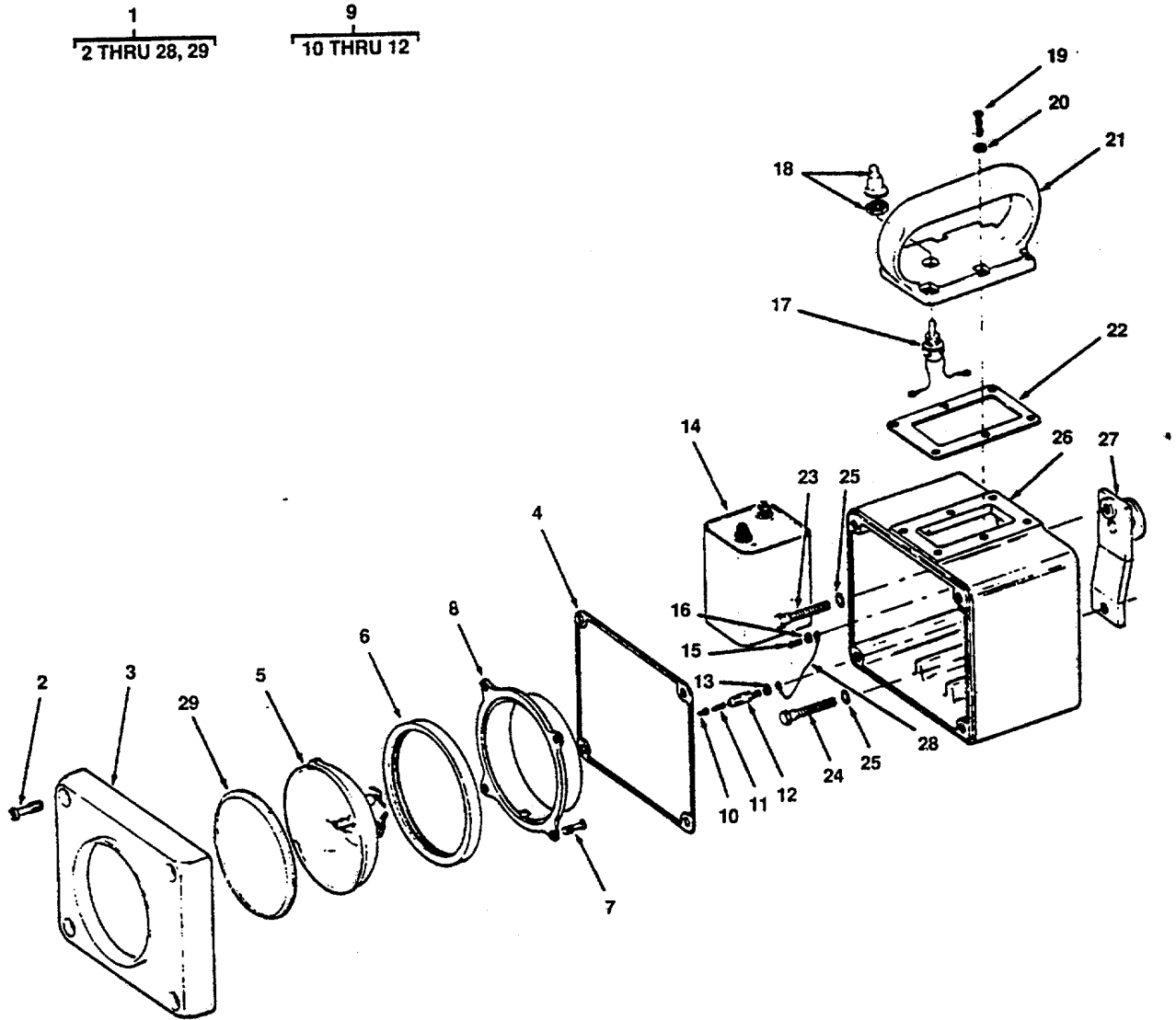


Figure 145. Portable Lantern

(1) ITEM NO	(2) SMR CODE	(3) CAGEC	(4) PART NUMBER	(5) DESCRIPTION AND USABLE ON CODES(UOC)	(6) QTY
				GROUP 02 ELECTRIC POWER GENERATION	
				FIG. 145 PORTABLE LANTERN	
1	XDCZZ	81349	MIL-F-16377/53-1 00.2	LANTERN PORTABLE W/HANDLE AND MOUNTING BRKT.....	8
1	XDCZZ	81349	MIL-F-16377/53-1 00.2R	LANTERN W/HANDLE & MOUNTING BRKT & RED LENSE SAME PARTS BREAKDOWN AS LANTERN M16377/53-100.2 WITH THE ADDITION OF PART M16377/43-001	1
2	XDCZZ	81349	M16377/53-FIG17	SCREW COVER	4
3	XDCZZ	81349	M16377/53-FIG8	COVER LANTERN	1
4	XDCZZ	81349	M16377/53-007	GASKET COVER	1
5	PACZZ	96906	MS16524-2	LAMP,INCANDESCENT	1
6	XDCZZ	81349	M16377/53-FIG12S H10453	GASKET LAMP	1
7	XDCZZ	81349	M16377/53-FIG17(A)	SCREW LAMP RETAINER	4
8	XDCZZ	81349	M16377/53-FIG9	RETAINER LAMP	1
9	XDCZZ	81349	M16377/53-FIG15(D)	LAMP CONTACT ASSEMBLY	2
10	XDCZZ	81349	M16377/53-FIG15(B)	PLUNGER	1
11	XDCZZ	81349	M16377/53-FIG15(C)	SPRING	1
12	XDCZZ	81349	M16377/53-FIG15(A)	SLEEVE	1
13	PACZZ	96906	MS35333-106	WASHER,LOCK LOCK	2
14	PACZZ	81349	BA200U	BATTERY (1) NONRECH	2
15	XDCZZ	81349	MIL-F-16377/53 F IG 6	SCREW BRASS 5-40 X 1/4	2
16	XDCZZ	81349	MIL-F-16377/53 F IG 6	WASHER INTERNAL LOCK PHOSPHOR- BRONZE	2
17	PACZZ	75582	720-142(SAN724)	SWITCH,TOGGLE	1
18	XDCZZ	81349	MIL-B-5423/2	BOOT TYPE A STYLE 3	1
19	PACZZ	96906	MS35214-57	SCREW,MACHINE HEAD	6
20	PACZZ	96906	MS35333-107	WASHER,LOCK LOCK	6
21	XDCZZ	81349	M16377/53-002	HANDLE ASSEMBLY LANTERN 1	1
22	XDCZZ	81349	M16377/53-FIG13S H10254	GASKET HANDLE	1
23	PACZZ	96906	MS90725-34	BOLT,MACHINE	1
24	PACZZ	96906	MS90725-33	BOLT,MACHINE	1
25	PACZZ	95105	372-1154-110	PACKING.PREFORMED	2
26	XDCZZ	81349	M16377/53-001	BODY ASSEMBLY,LANTE LANTERN	1
27	XDCZZ	81349	M16377/53-003	BRACKET ASSEMBLY LANTERN	1
28	XDCZZ	96906	MSM16377/53 FIG	WIRE ASSEMBLY	2
29	PACZZ	81349	M16377/43-001	FILTER. LANTERN, EL TRANSPARENT, USED ONLY ON P/N MIL-F-16377/53- 100.2R.....	1

END OF FIGURE

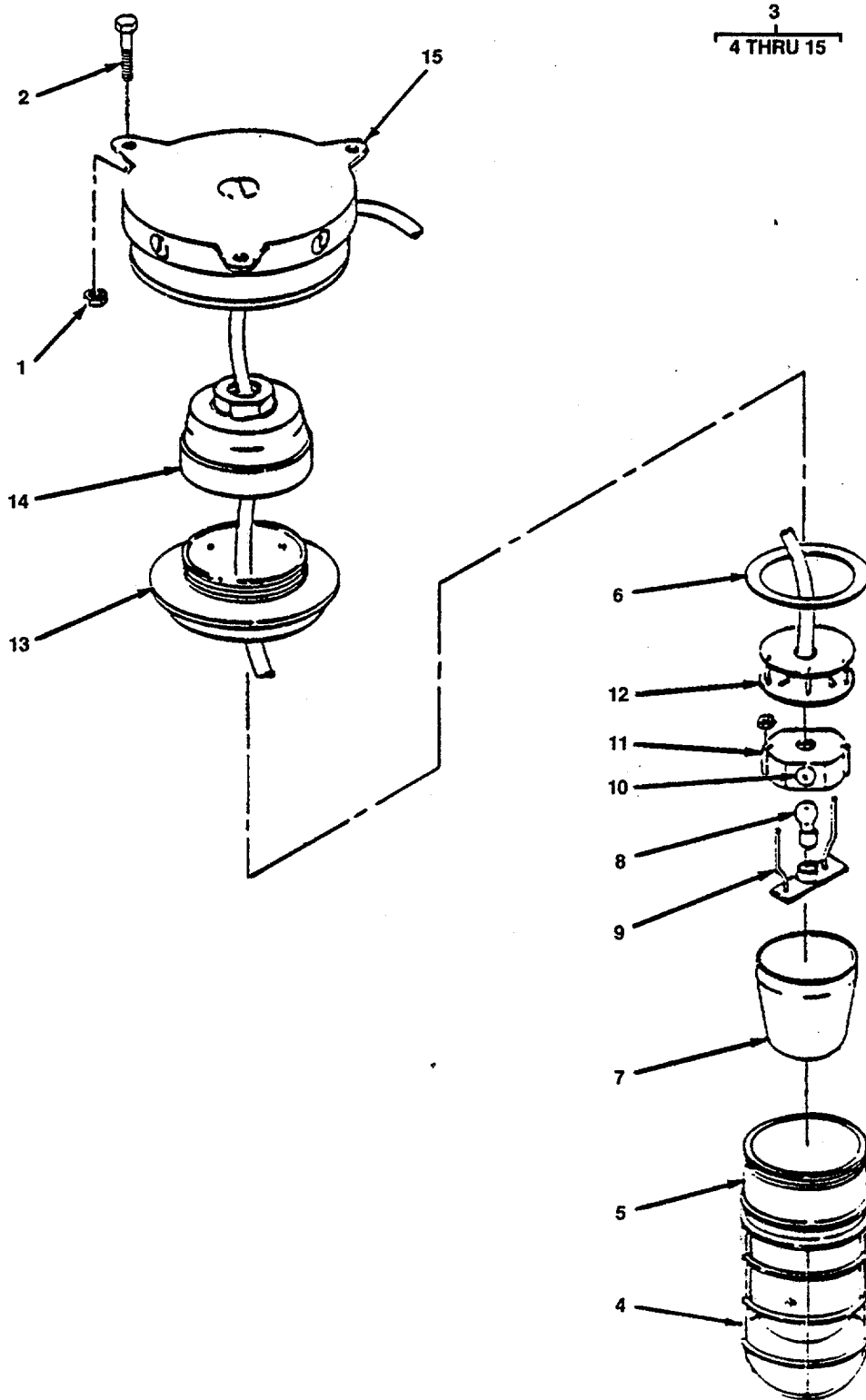


Figure 146. Rotary Light, Red.

SECTION II

TM 55-1905-220-20P

(1) ITEM NO	(2) SMR CODE	(3) CAGEC	(4) PART NUMBER	(5) DESCRIPTION AND USABLE ON CODES(UOC)	(6) QTY
				GROUP 02	ELECTRIC POWER GENERATION
				FIG. 146	ROTARY LIGHT, RED
1	XDCZZ	96906	MS51967-5	NUT,PLAIN,HEXAGON	2
2	XDCZZ	96906	MS90725-42	BOLT,MACHINE	2
3	PACOO	73274	RBWT	LIGHT,BEACON WITH RED LENS,BOX	3
				MOUNT,24V,UNGROUNDDED	
4	XDCZZ	73274	6130	GUARD	1
5	PACZZ	73274	6140	COVER,ACCESS	1
6	PACZZ	73274	6230	GASKET NEOPREVE CORK	1
7	PFCZZ	73274	6221	LENS,LIGHT	1
8	PACZZ	73274	6191	LAMP,INCANDESCENT BEACON LIGHT	10
9	XDCZZ	73274	6180	TIE ROD ALUMINUM	1
10	PACZZ	73274	6160	LENS,LIGHT	2
11	XDCZZ	73274	6170	FRAME ASSEMBLY	1
12	PFCZZ	73274	6151	MOTOR,DIRECT CURREN 24 VDC	2
13	XDCZZ	73274	6120	BASE,ALUMINUM	1
14	XDCZZ	73274	6110	CAP,ALUMINUM	1
15	XDCZZ	73274	6240	CEILING BOX	1

END OF FIGURE

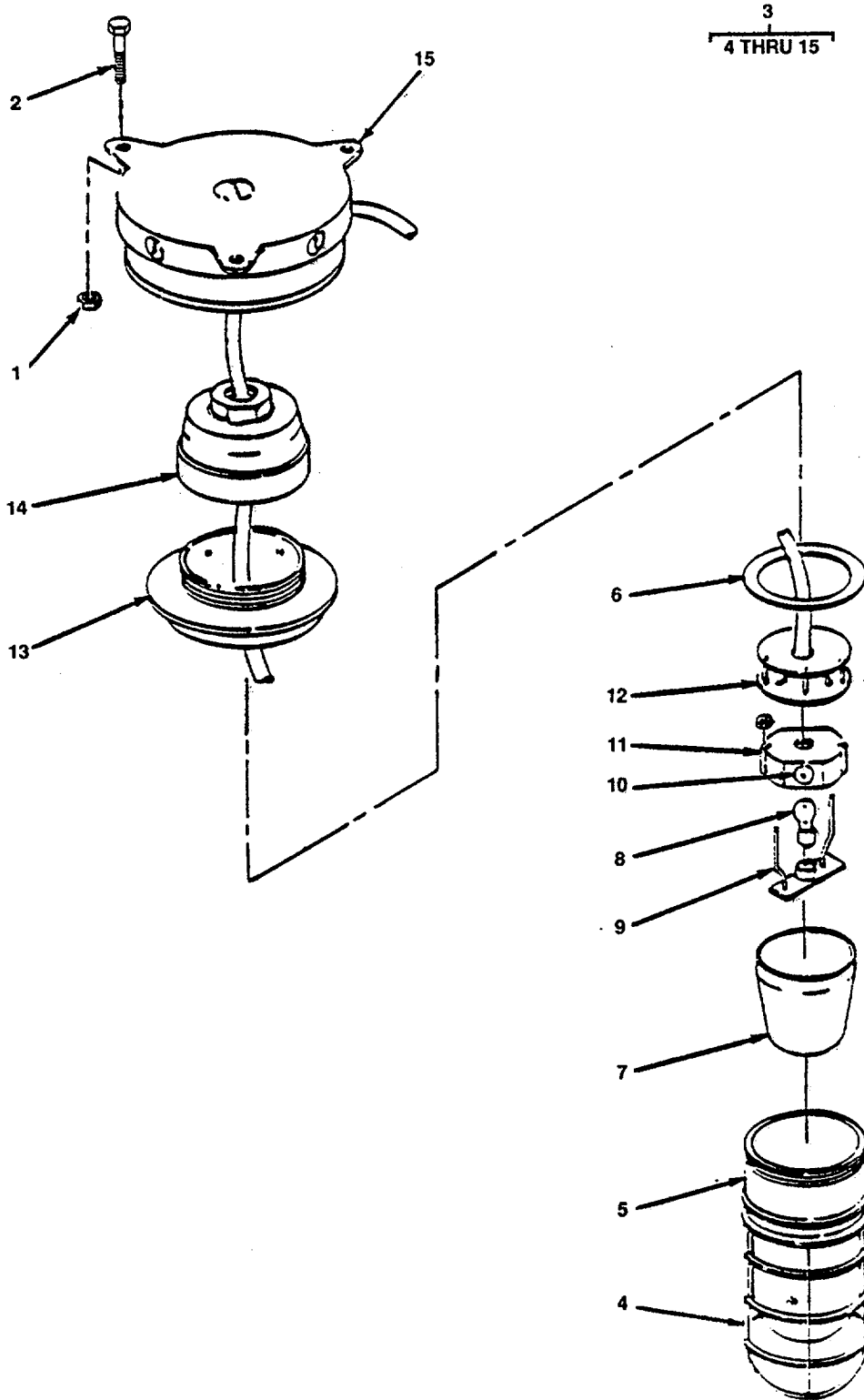


Figure 147. Rotary-Light, Amber.

SECTION II

TM 55-1905-220-20P

(1) ITEM NO	(2) SMR CODE	(3) CAGEC	(4) PART NUMBER	(5) DESCRIPTION AND USABLE ON CODES(UOC)	(6) QTY
				GROUP 02	ELECTRIC POWER GENERATION
				FIG. 147	ROTARY LIGHT, AMBER
1	XDCZZ	96906	MS51922-1	NUT,SELF-LOCKING,HE HEX ¼	2
2	XDCZZ	96906	MS90725-6	SCREW,CAP,HEXAGON H	2
3	XDCOO	73274	RBWT W/AL	LIGHT,ROTATING WITH AMBER LENS,BOX MOUNT,24V,UNGROUNDDED	2
4	XDCZZ	73274	6130	GUARD,ALUMINUM 1/2IN IPS,300 LB	2
5	XDCZZ	73274	6140	COVER,GLASS,PYREX	2
6	PACZZ	73274	6230	GASKET	2
7	XDCZZ	73274	6223	DOME 9 LEXAN	2
8	PACZZ	73274	6191	LAMP,INCANDESCENT	2
9	XDCZZ	73274	6180	TIE ROD ASSEMBLY	2
10	XDCZZ	73274	6160	LENS,PYREX	1
11	XDCZZ	73274	6170	FRAME,ALUMINUM	1
12	XDCZZ	73274	6151	MOTOR ASSEMBLY	2
13	XDCZZ	73274	6120	BASE,ALUMINUM	2
14	XDCZZ	73274	6110	CAP,ALUMINUM	2
15	XDCZZ	73274	6240	BOX,CEILING	2

END OF FIGURE

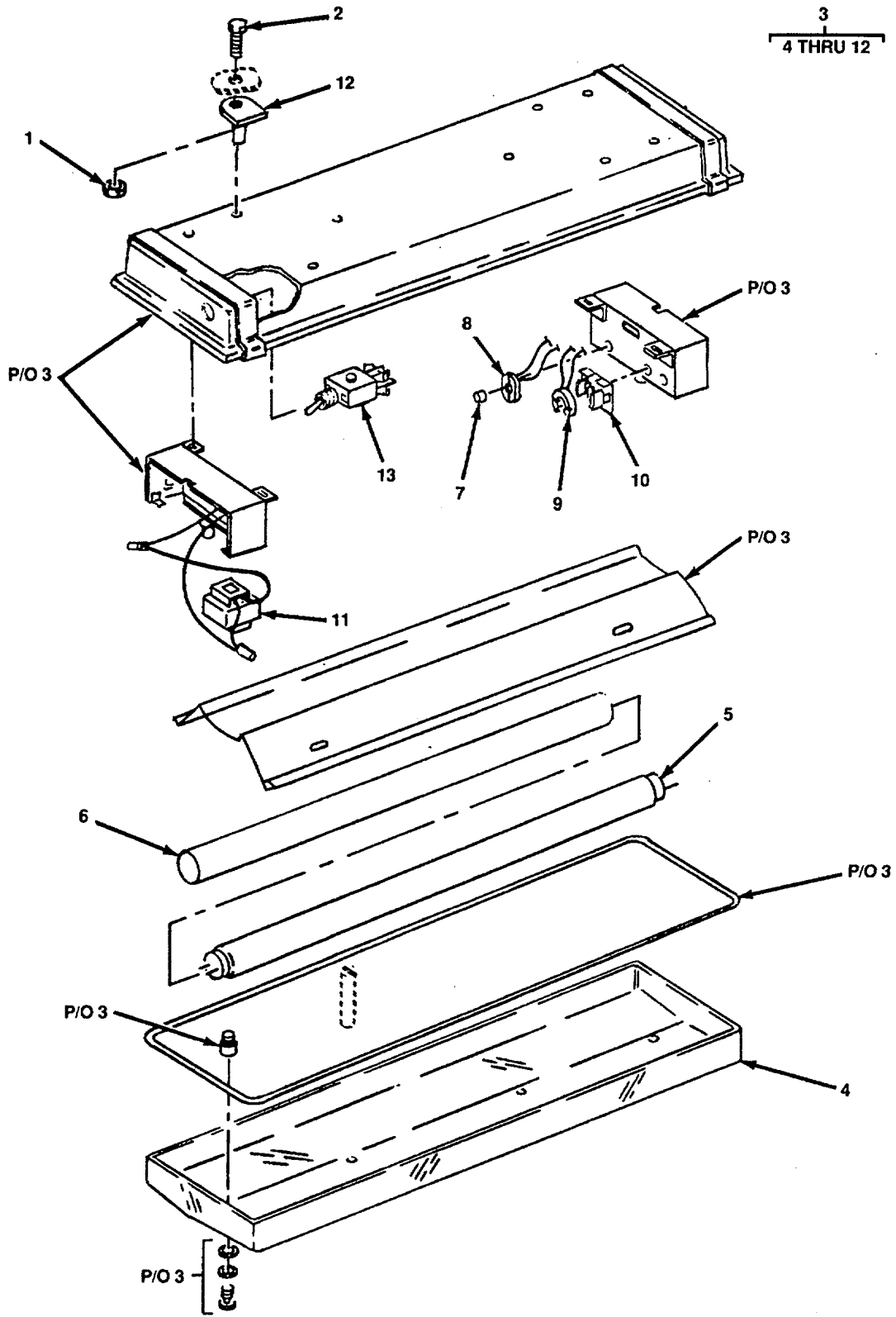


Figure 148. Fluorescent Light Fixture, Red and White.

SECTION II

TM 55-1905-220-20P

(1) ITEM NO	(2) SMR CODE	(3) CAGEC	(4) PART NUMBER	(5) DESCRIPTION AND USABLE ON CODES(UOC)	(6) QTY
				GROUP 02	ELECTRIC POWER GENERATION
				FIG. 148	FLUORESCENT LIGHT FIXTURE RED AND WHITE
1	XDCZZ	96906	MS51922-2	NUT,SELF-LOCKING,HE	4
2	XDCZZ	96906	MS35307-306	SCREW,CAP,HEXAGON H	4
3	XDCOZ	81349	M16377/12-333.1	FIXTURE,LIGHTING STD MOUNT,3 LAMPS, 1 RED FILTER,120 V,60 W,60 HZ	1
4	XDCZZ	81349	M16377/12-001	WINDOW,LIGHTING FIXTURE	1
5	PACZZ	08108	F20T12/CW	LAMP,FLUORESCENT	3
6	XDCZZ	81349	M16377/42-003	FILTER,INDICATOR LI LIGHT,RED	1
7	PACZZ	81770	115	STARTER,FLUORESCENT LAMP	3
8	XDCZZ	81349	M970/13-1	SOCKET,LAMP STARTER	3
9	XDCZZ	81349	M970/11-1	LAMPHOLDER	3
10	XDCZZ	81349	M16377-40-002	LOCK,FLUORESCENT LA	3
11	PACZZ	81349	M16377/44-001	BALLAST,LAMP	3
12	XDCZZ	81349	M16377/41-001	MOUNTING BASE,ELECT SHOCK ABSORBING	4
13	XDCZZ	91929	12TS15-1	SWITCH,TOGGLE 3 POSITON,2 POLE, 125 V,15 A ALUMINUM	1

END OF FIGURE

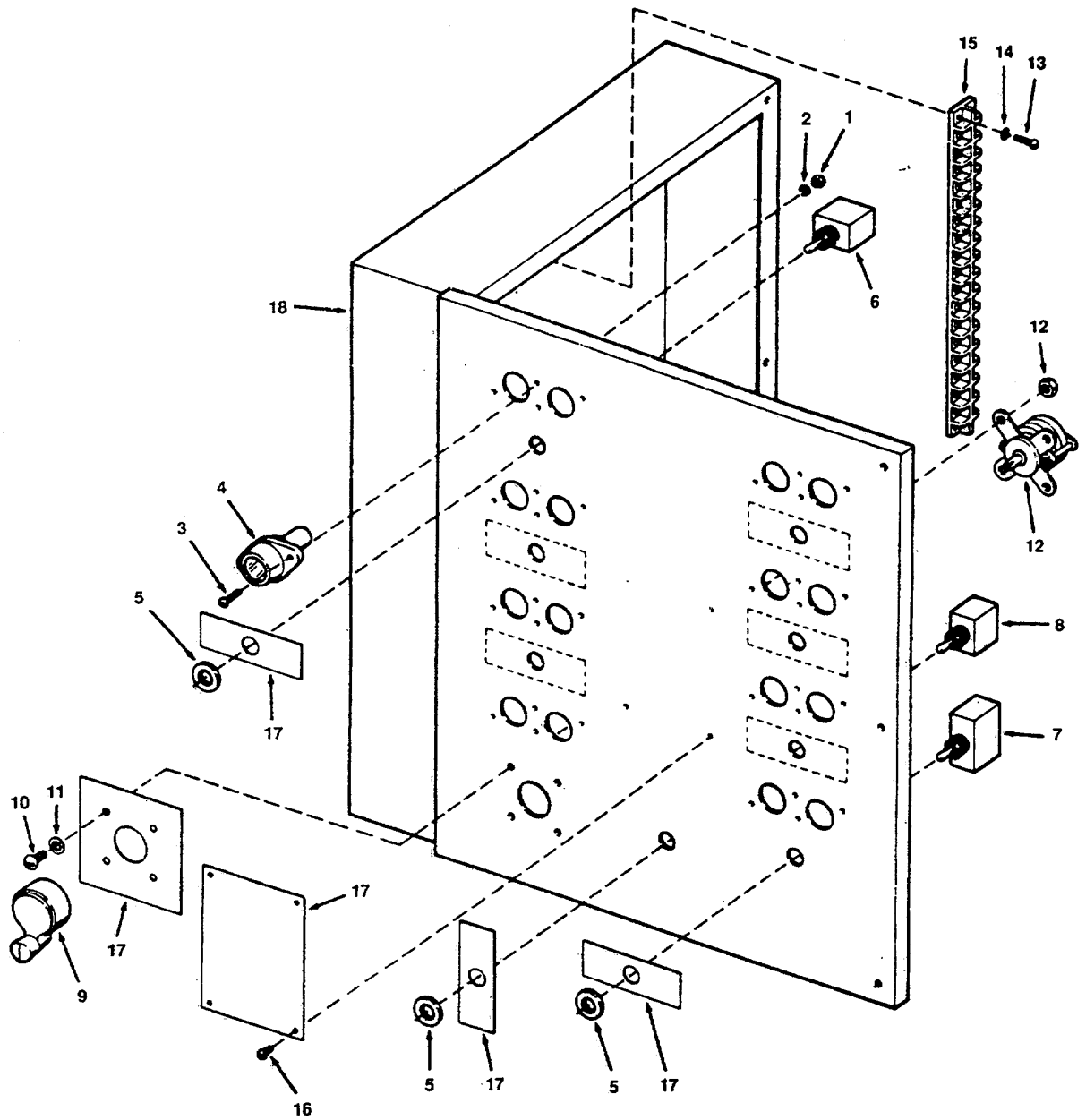


Figure 149. Navigation Light Panel

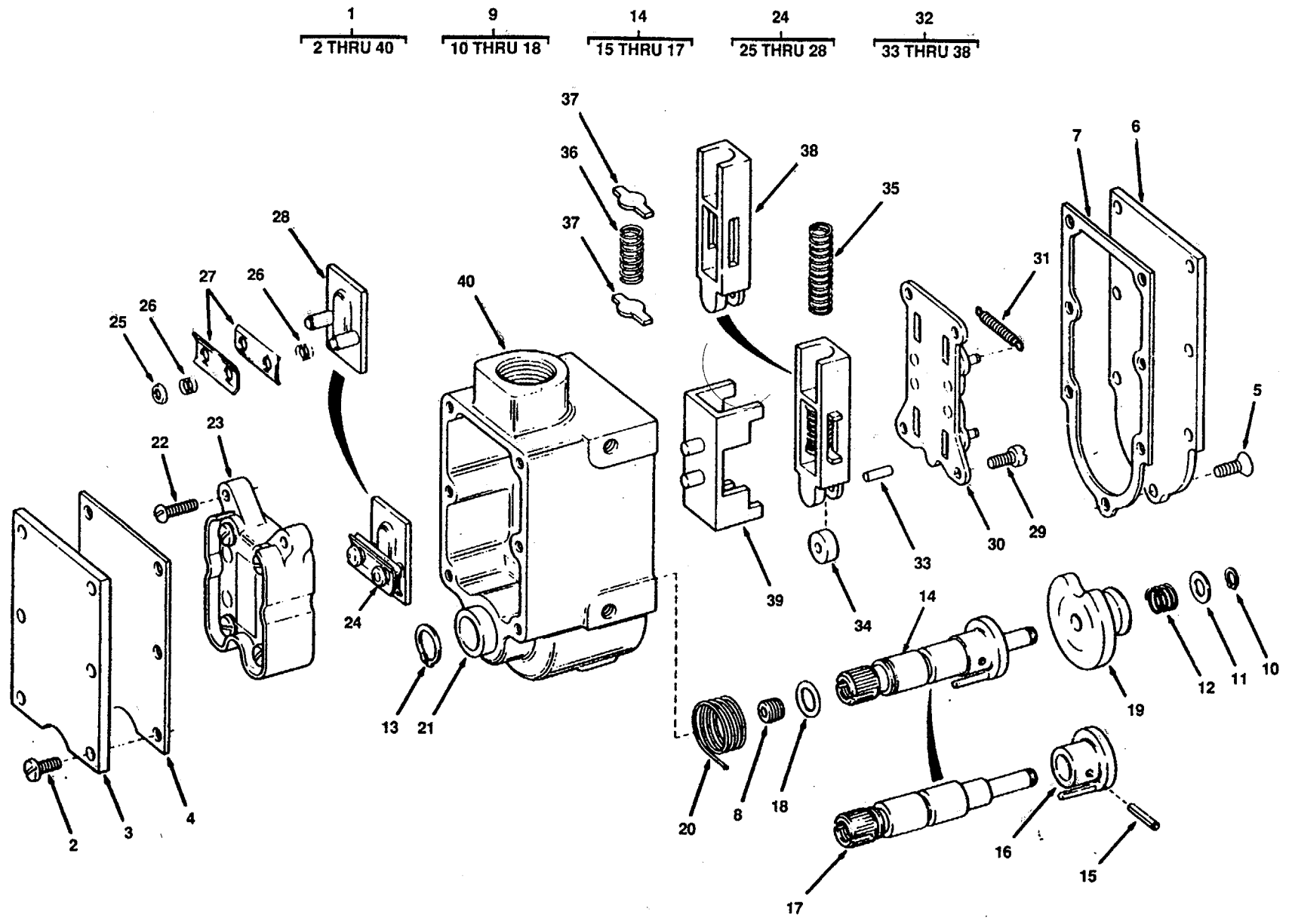
SECTION II

TM 55-1905-220-20P

(1) ITEM NO	(2) SMR CODE	(3) CAGEC	(4) PART NUMBER	(5) DESCRIPTION AND USABLE ON CODES(UOC)	(6) QTY
				GROUP 02	ELECTRIC POWER GENERATION
				FIG. 149	NAVIGATION LIGHT PANEL
	XDCHH	28454	287E24	PANEL NAVIGATION LIGHT	1
1	PACZZ	96906	MS35649-282	NUT,PLAIN,HEXAGON	32
2	PACZZ	96906	MS35333-38	WASHER,LOCK	32
3	PACZZ	96906	MS35206-245	SCREW,MACHINE HEAD	32
4	PACZZ	81349	FHL22W	FUSEHOLDER,EXTRACTO	16
5	PACZZ	27193	15-1049-3	NUT,PLAIN,ROUND	8
6	PACZZ	96906	MS35059-21	SWITCH,TOGGLE DOUBLE POLE DOUBLE THROW.....	6
7	PACZZ	96906	MS25068-21	SWITCH,TOGGLE DOUBLE POLE DOUBLE THROW.....	1
8	PACZZ	96906	MS35059-22	SWITCH,TOGGLE DOUBLE POLE DOUBLE THROW.....	1
9	PACZZ	49956	125-6-2	KNOB.....	1
10	PACZZ	96906	MS35206-263	SCREW,MACHINE HEAD	4
11	PACZZ	96906	MS35333-39	WASHER,LOCK	4
12	XDCZZ	82121	1SR2B2	SWITCH,ROTARY	1
13	PACZZ	96906	MS35206-230	SCREW,MACHINE HEAD	4
14	PACZZ	96906	MS35333-37	WASHER,LOCK	4
15	XDCZZ	71785	353-11-22-001	STRIP TERMINAL	1
16	PACZZ	96906	MS35206-226	SCREW,MACHINE HEAD	4
17	XDCZZ	28454	287E24N/P	PLATE SET IDENTIFICATION	10
18	XDCZZ	28454	287E24S/M	ENCLOSURE NAVIGATION PANEL	1

END OF FIGURE

Figure 150. Slack Cable Limit Switch



(1) ITEM NO	(2) SMR CODE	(3) CAGEC	(4) PART NUMBER	(5) DESCRIPTION AND USABLE ON CODES(UOC)	(6) QTY
GROUP 02 ELECTRIC POWER GENERATION					
FIG. 150 SLACK CABLE LIMIT SWITCH					
1	XDCHH	42337	NSLS2CB2	SWITCH LIMIT (SNAP-LOCK)	1
2	XDCZZ	42337	SB-8C-8	SCREW,MACHINE	6
3	XDCZZ	42337	SL-164H	COVER TOP	1
4	PACZZ	42337	EA705-13101	GASKET	1
5	XDCZZ	42337	SFL-8C-7	SCREW,MACHINE	7
6	XDCZZ	42337	SL-151	COVER BOTTOM	1
7	XDCZZ	42337	SL-158	GASKET BOTTOM GASKET	1
8	XDCZZ	42337	XPPS-1B	PLUG BRASS PIPE	1
9	XDCZZ	42337	SL-140B-1	LEVER ASSEMBLY COMPLETE	1
10	XACZZ	42337	SL-167	RING TRU-ARC	1
11	XACZZ	42337	SL-141	WASHER RETAINING	1
12	XDCZZ	42337	SL-142	SPRING CAM	1
13	XDCZZ	42337	SL-168A	RING TRW-ARC STAINLESS STEEL	1
14	XDCZZ	42337	SL-140-A	LEVER ASSEMBLY	1
15	XDCZZ	42337	XRP3/2-9	PIN ROLL	1
16	XDCZZ	42337	SL-138	CLUTCH CAM	1
17	XDCZZ	42337	SL-137-A	SHAFT LEVER	1
18	XDCZZ	42337	X0-7	O-RING RUBBER	1
19	XDCZZ	42337	EA702-12200	CAM LEVER	1
20	XDCZZ	42337	SLN-136	SPRING LEVER	1
21	XDCZZ	42337	SL-103	BUSHING LEVER:	1
22	XDCZZ	42337	SR-6C-B	SCREW CONTACT,BLOCK	3
23	XDCZZ	42337	SLS-135C	BLOCK ASSEMBLY	1
24	XDCZZ	42337	SLS-120G-A	CARRIER ASSEMBLY CONTACT	1
25	XDCZZ	42337	SLS-171	WASHER CUP	1
26	XDCZZ	42337	SLS-172	SPRING STAINLESS STEEL	4
27	PACZZ	42337	SLS-123A	PLATE CONTACT BRONZE	1
28	XDCZZ	42337	SLS-121C	CARRIER CONTACT	1
29	XDCZZ	42337	SF-8C-6	SCREW LATCH PLATE	4
30	XDCZZ	42337	SL-105A	PLATE ASSEMBLY LATCH	1
31	XDCZZ	42337	SL-111	SPRING LATCH RETURN	2
32	XDCZZ	42337	SL-114A	SLIDE ASSEMBLY	1
33	XDCZZ	42337	SL-119	PIN ROLLER	1
34	XDCZZ	42337	SL-118	ROLLER SLIDE	1
35	XDCZZ	42337	SL-143-A	SPRING RETURN STAINLESS STEEL	1
36	XDCZZ	42337	SL-117-A	SPRING LATCH RELEASE	1
37	XDCZZ	42337	SL-116	STOP SPRING	1
38	XDCZZ	42337	SL-114	SLIDE CARRIER	1
39	XDCZZ	42337	SL-145	SHUTTLE SLIDE	1
40	XDCZZ	42337	SL-102L	HOUSING ALUMINUM	1

END OF FIGURE

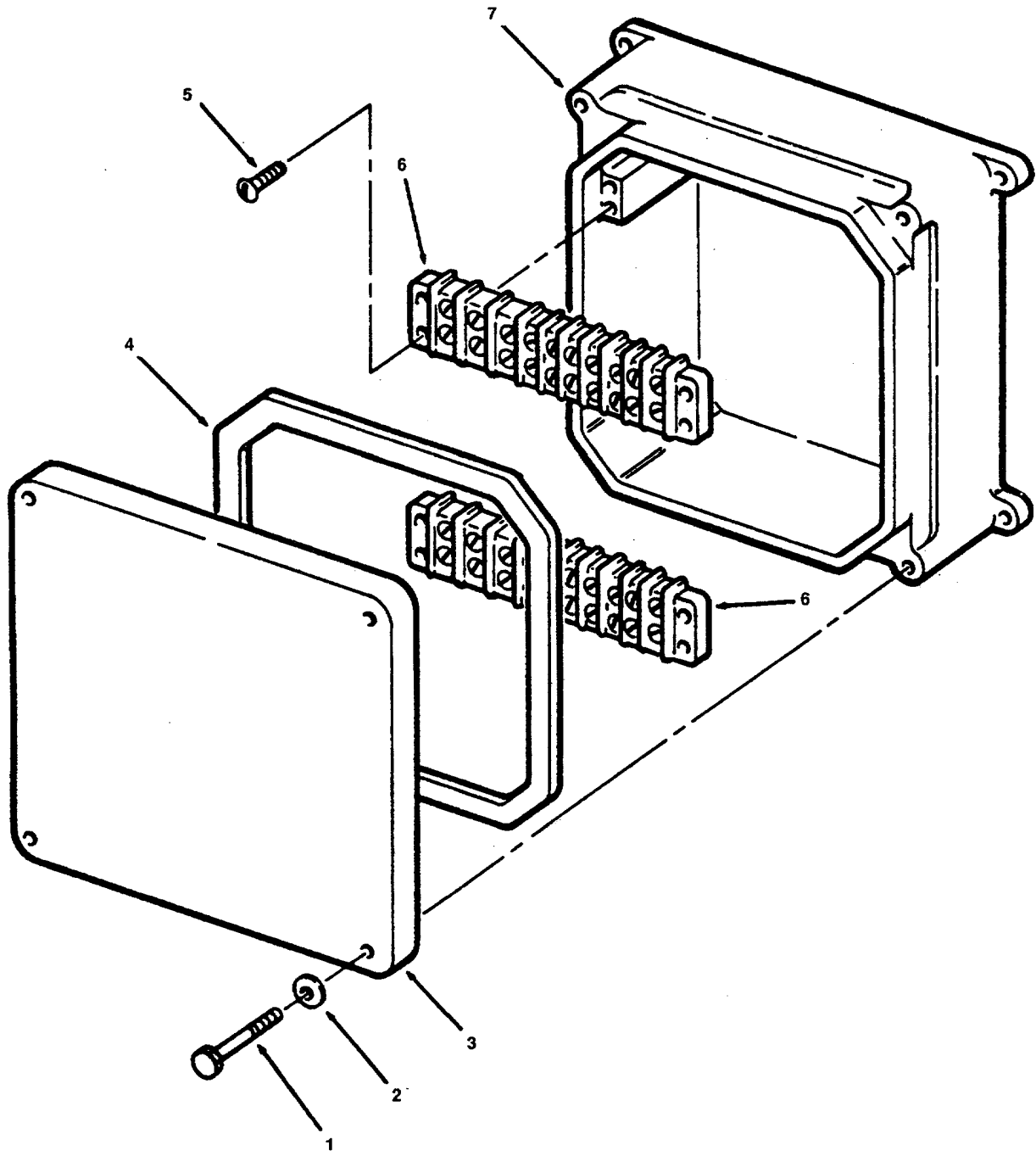


Figure 151. Connection Box-20 Terminal

SECTION II

TM 55-1905-220-20P-1

(1) ITEM NO	(2) SMR CODE	(3) CAGEC	(4) PART NUMBER	(5) DESCRIPTION AND USABLE ON CODES(UOC)	(6) QTY
				GROUP 02	ELECTRIC POWER GENERATION
				FIG. 151	CONNECTION BOX-20 TERMINAL
1	XDCZZ	76012	P-55701	SCREW UNDERCUT COVER	4
2	XDCZZ	76012	CL57-2-7	WASHER FLAT MEDIUM 1/4 STAINLESS	4
				STEEL	
3	XDCZZ	76012	P-55699	COVER CONNECTION BOX BRONZE	1
4	XDCZZ	76012	CL24-18-115	GASKET RUBBER 1/4 X 1/4	1
5	PACZZ	96906	MS51957-31	SCREW,MACHINE HEAD	8
6	XDCZZ	75382	602-10	BLOCK TERMINAL 10 TERMINAL	2
7	XDCZZ	76012	P-55698	BOX CONNECTION BRONZE	1

END OF FIGURE

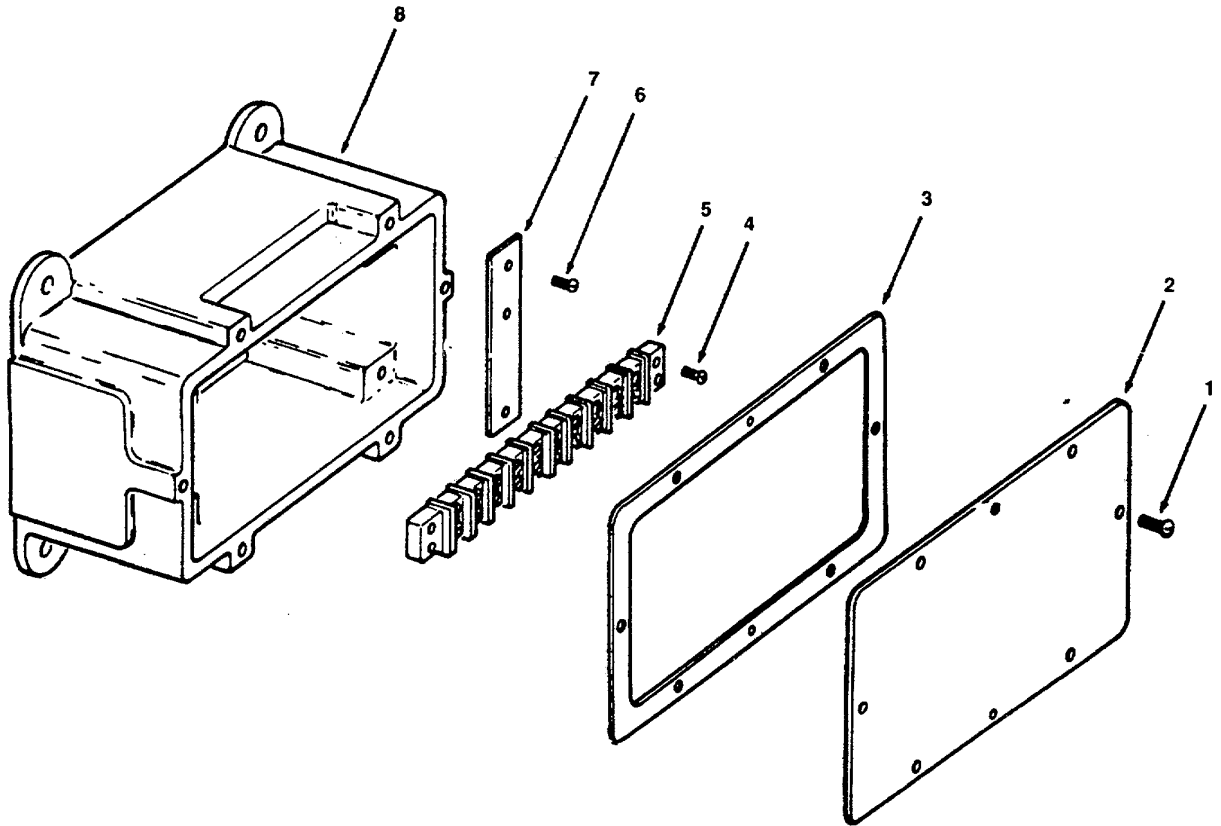


Figure 152. Connection Box-10 Terminal

SECTION II

TM 55-1905-220-20P-1

(1) ITEM NO	(2) SMR CODE	(3) CAGEC	(4) PART NUMBER	(5) DESCRIPTION AND USABLE ON CODES(UOC)	(6) QTY
				GROUP 02	ELECTRIC POWER GENERATION
				FIG. 152	CONNECTION BOX-10 TERMINAL
	XDCZZ	76012	3715	BOX CONNECTION 10 WIRE BRONZE	2
				WATERTIGHT	
1	PAOZZ	96906	MS51957-64	SCREW,MACHINE HEAD	6
2	XDCZZ	76012	P-55242	COVER CONNECTION BOX BRONZE	1
3	XDCZZ	76012	CL24-6-93	GASKET RUBBER.....	1
4	PACZZ	96906	MS51957-46	SCREW,MACHINE HEAD	2
5	XDCZZ	75382	602-10	BLOCK TERMINAL 10 TERMINAL	1
6	PACZZ	96906	MS51957-28	SCREW,MACHINE HEAD	4
7	XDCZZ	76012	P-55381	BRACKET BLOCK SUPPORT	2
8	XDCZZ	76012	P-55694	BOX CONNECTION BRONZE	1

END OF FIGURE

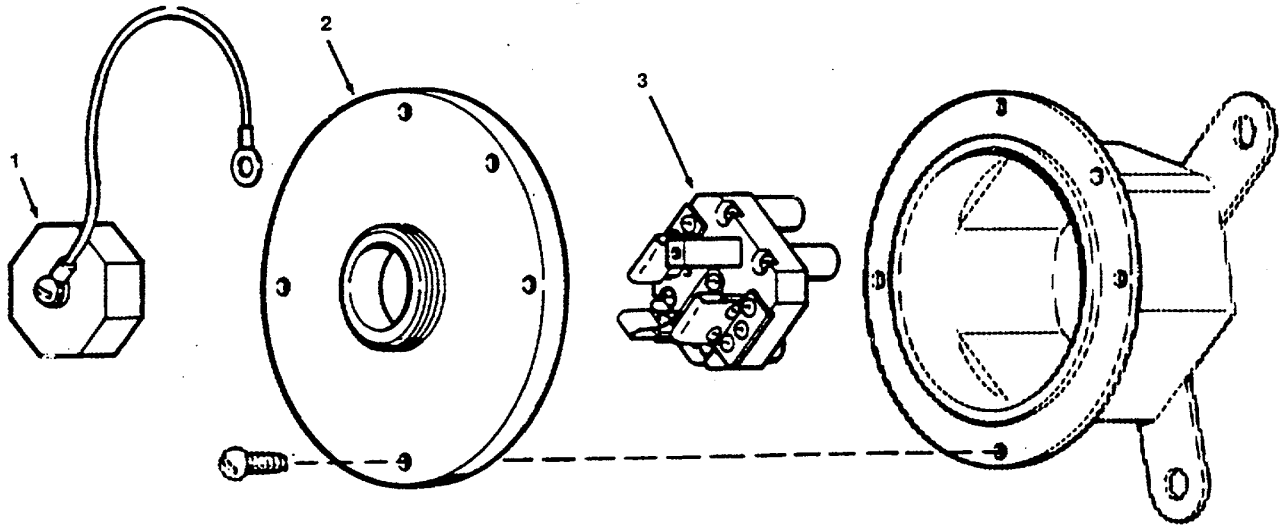


Figure 153. Watertight Receptacle-Symbol 735.1

SECTION II

TM 55-1905-220-20P-1

(1) ITEM NO	(2) SMR CODE	(3) CAGEC	(4) PART NUMBER	(5) DESCRIPTION AND USABLE ON CODES(UOC)	(6) QTY
				GROUP 02 ELECTRIC POWER GENERATION	
				FIG. 153 WATERTIGHT RECEPTACLE- SYMBOL 735.1	
1	PACZZ	81349	M2726/47-001	CONNECTOR.RECEPTACL SINGLE WATERTIGHT 15A SYMB 735-3	1
2	XDCZZ	58475	800001-2(SYMB 73. 5.3)	COYER ASSEMBLY SWITCHED RECEPTACLE	1
3	XDCZZ	58475	800001-5(SYMB 73. 5.3)	CONNECTOR ELECTRICAL RECEPTACLE	1

END OF FIGURE

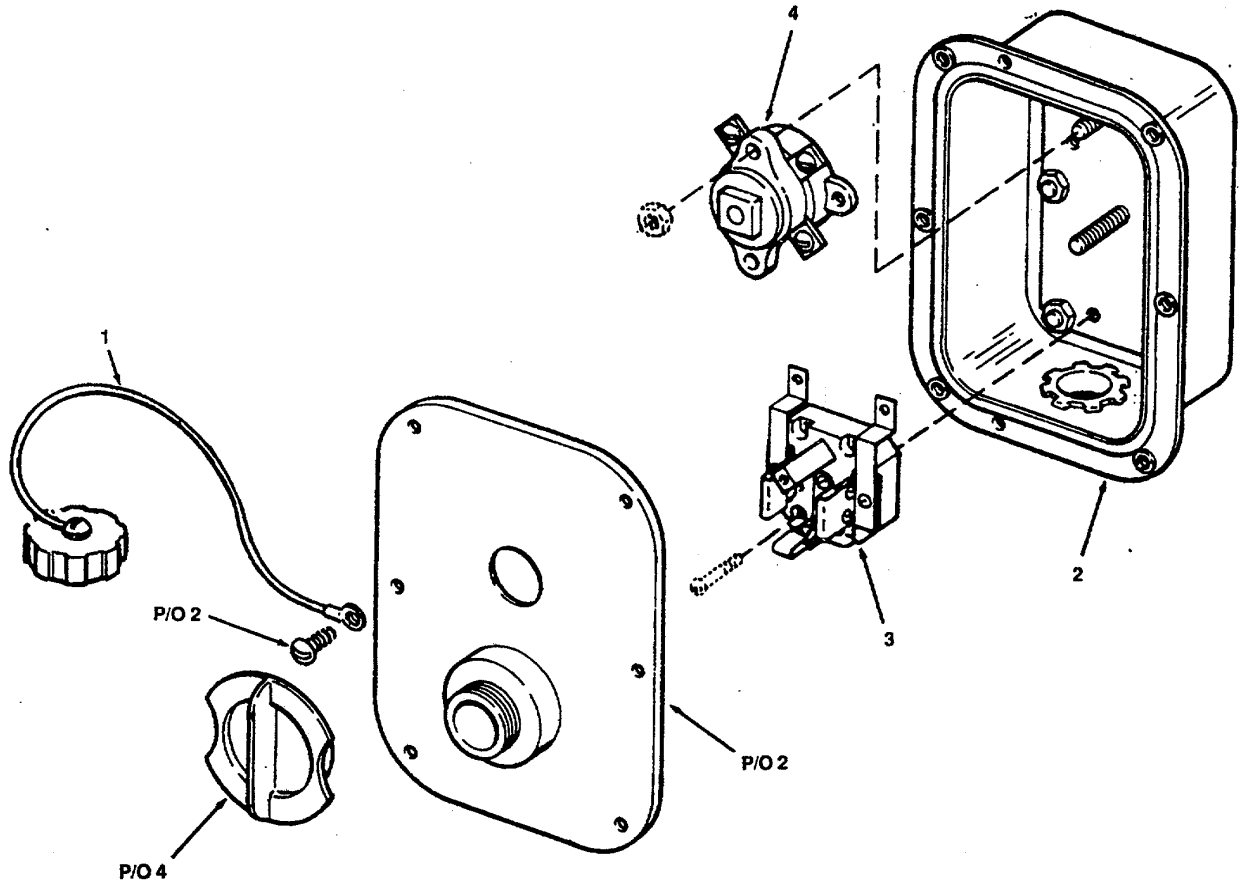


Figure 154. Watertight Receptacle-Symbol 900.1

SECTION II

TM 55-1905-220-20P-1

(1) ITEM NO	(2) SMR CODE	(3) CAGEC	(4) PART NUMBER	(5) DESCRIPTION AND USABLE ON CODES(UOC)	(6) QTY
				GROUP 02 ELECTRIC POWER GENERATION	
				FIG. 154 WATERTIGHT RECEPTACLE- SYMBOL 900.1	
	XDCZZ	95405	M2726/48-001	RECEPTACLE SWITCHED WATERTIGHT	4
				SYMBOL 900.1	
1	XDCZZ	58475	74031.119(SYMB 9 00.1)	CAP & CABLE ASSY	1
2	XDCZZ	58475	74068-1(SYMB 900 .1)	COVER ASSEMBLY SWITCHED RECEPTACLE	1
3	XDCZZ	58475	800001-5(SYMB 90 01)	CONNECTOR ELECTRICAL RECEPTACLE	1
4	PACZZ	81349	1SR2A4	SWITCH,ROTARY 15 AMP	1

END OF FIGURE

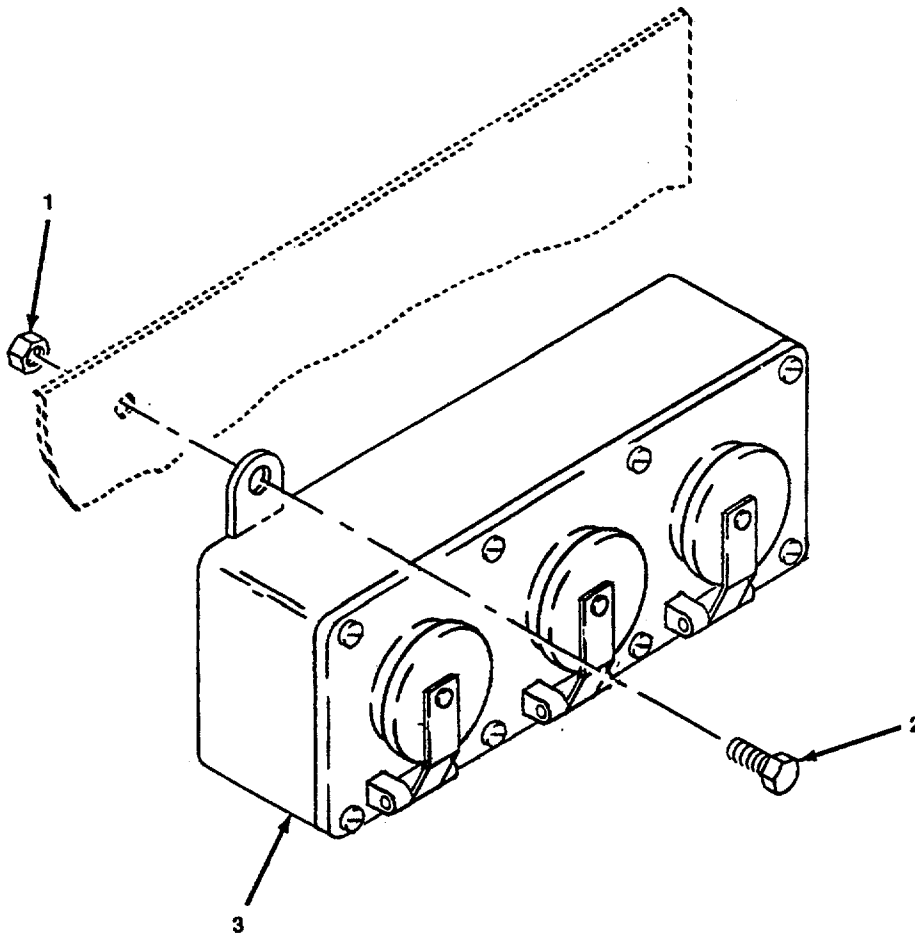


Figure 155. Triple Receptacle.

SECTION II

TM 55-1905-220-20P-1

(1) ITEM NO	(2) SMR CODE	(3) CAGEC	(4) PART NUMBER	(5) DESCRIPTION AND USABLE ON CODES(UOC)	(6) QTY
				GROUP 02 ELECTRIC POWER GENERATION	
				FIG. 155 TRIPLE RECEPTACLE	
1	XDCZZ	96906	MS51922-2	NUT,SELF-LOGKING,HE	2
2	XDCZZ	96906	MS35307-306	SCREW,CAP,HEXAGON H	2
3	XDCZZ	95405	NO.2526A	RECEPTACLE,TRIPLE COMBINATION BOX,	1
				15 A,125 VAC	

END OF FIGURE

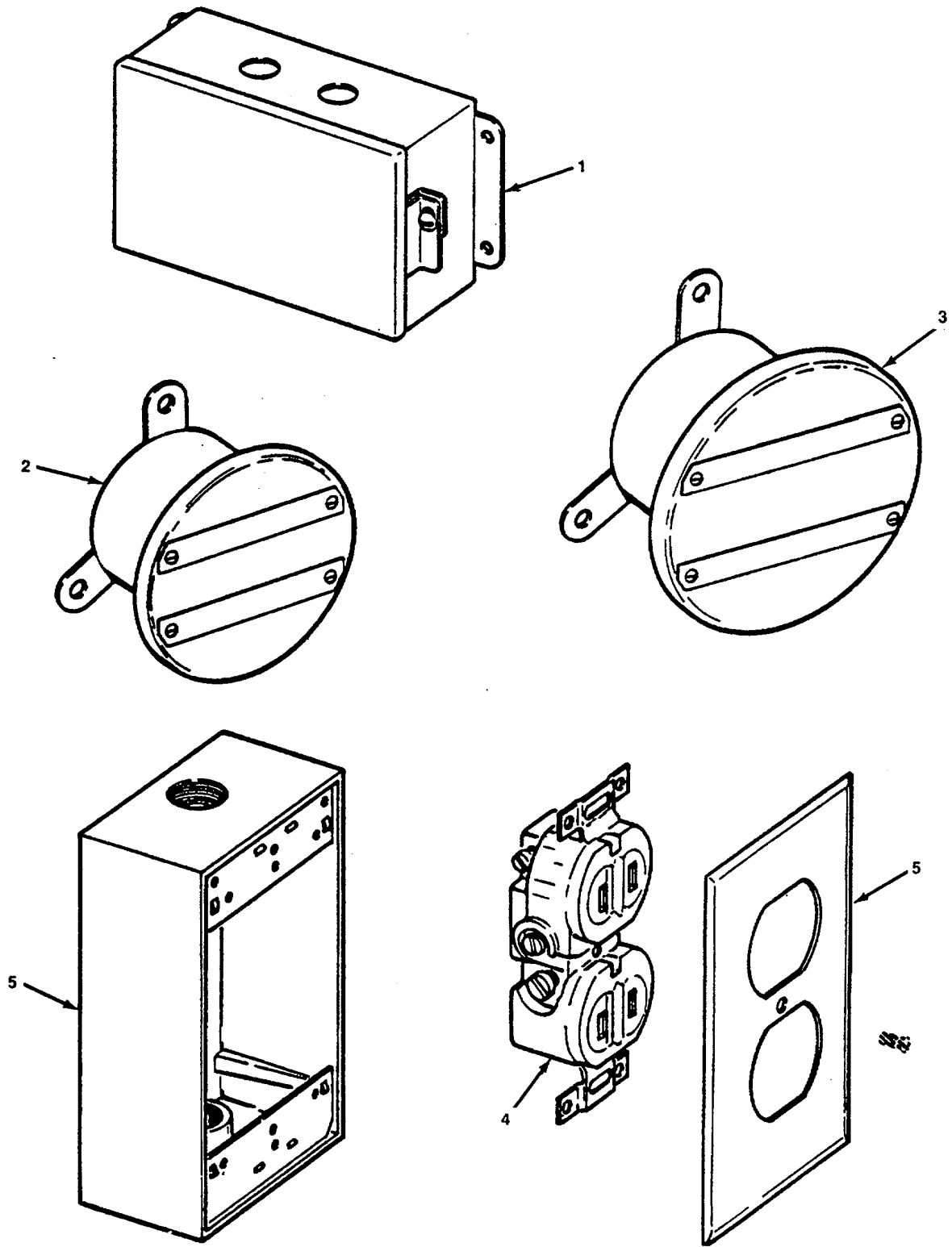


Figure 156. Junction Boxes (Sheet 1 of 2).

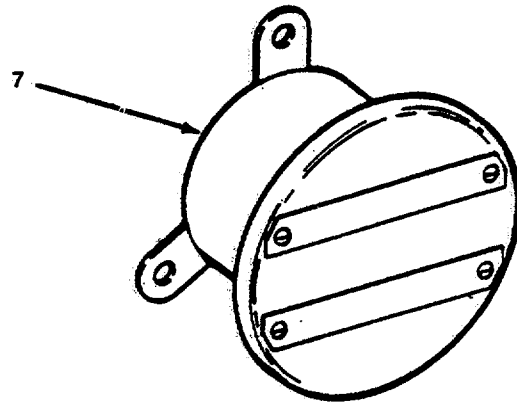
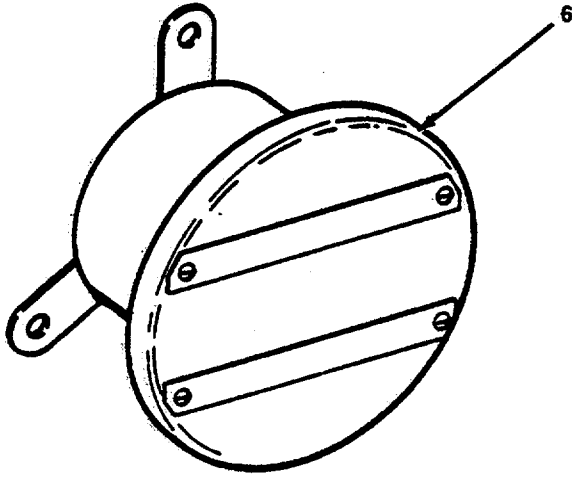


Figure 156. Junction Boxes (Sheet 2 of 2).

SECTION II

TM 55-1905-220-20P-1

(1) ITEM NO	(2) SMR CODE	(3) CAGEC	(4) PART NUMBER	(5) DESCRIPTION AND USABLE ON CODES(UOC)	(6) QTY
				GROUP 02	ELECTRIC POWER GENERATION
				FIG. 156	JUNCTION BOXES
1	XDCZZ	82260	A-604LP	BOX JUNCTION 6X4X3 W/A-6P4 PANEL ..	2
2	XDCZZ	80064	9000S6202-74027 SYMBOL 400.1	BOX JUNCTION	10
3	XDCZZ	80064	9000S6202-74027 SYMBOL 400.2	BOX JUNCTION	2
4	XDCZZ	08556	5262	RECEPTACLE DUPLEX 15A CONV GRD 12 5V	15
5	XDCZZ	08556	250	BOX OUTLET ALUM MOISTURE PROOF 2-3/ 4 X 4-1/2	15
6	XDCZZ	7A280	SYM-435.1	BOX,TERMINAL 8 TERM, 32 WIRE,600 V ..	1
7	XDCZZ	7A280	SYM 520.1	BOX,TERMINAL 6 TERM,18 WIRE 600 V .. BRASS	1

END OF FIGURE

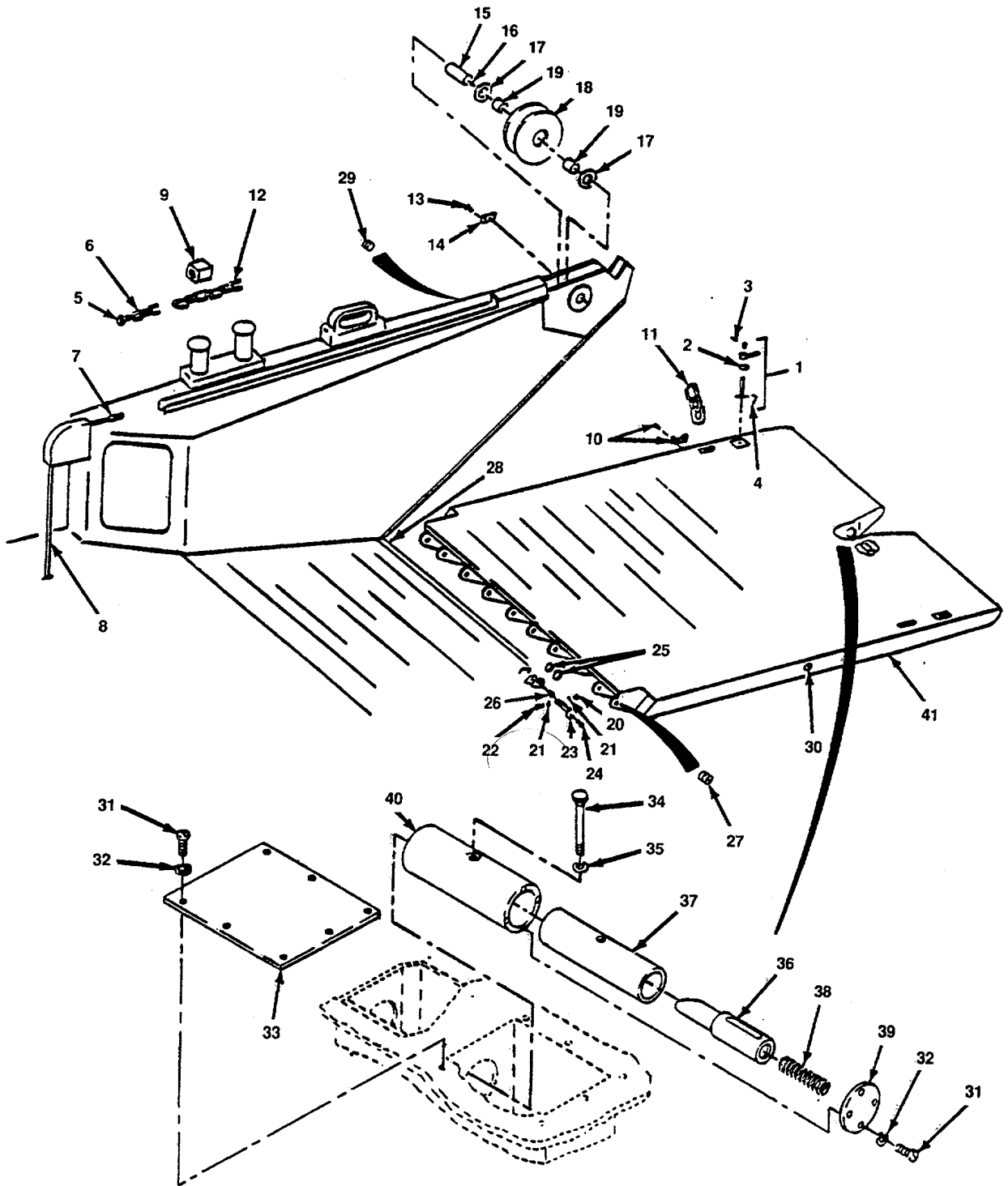


Figure 157. Bow Ramp and Fairlead.

SECTION II

TM 55-1905-220-20P-1

(1) ITEM NO	(2) SMR CODE	(3) CAGEC	(4) PART NUMBER	(5) DESCRIPTION AND USABLE ON CODES(UOC) GROUP 03 BOW RAMP AND WINCH FIG. 157 BOW RAMP AND FAIRLEAD	(6) QTY
	XCCZZ	80064	122-4661543	BOW RAMP AND DETAILS	1
1	XDCZZ	80064	122-4661543DET7D	T-BOLT ASSEMBLY	2
2	XDCZZ	80064	122-4661543-34	WASHER FLAT BRASS 3-1/4 OD X 1-9/ 16 ID X 3/16 THK	2
3	PACZZ	96906	MS24665-516	PIN,COTTER	2
4	XDCZZ	80064	122-4661543-89	PIN TOGGLE WITH CHAIN	2
5	PACZZ	96906	MS35691-89	NUT,PLAIN,HEXAGON	2
6	XDCZZ	75535	G-228	TURNBUCKLE 1-1/4 IN	2
13	PACZZ	96906	MS90725-62	SCREW,CAP,HEXAGON H	4
14	XDCZZ	80064	122-4661543-27	KEEPER PIN	2
15	XDCZZ	80064	122-4661543DET7C	PIN SHEAVE	2
16	XDCZZ	36251	5055	FITTING LUBRICATION	2
20	PAOZZ	96906	MS35649-2384	NUT,PLAIN,HEXAGON	10
21	XDCZZ	80064	122-4661543-56	WASHER FLAT CRES 7/8 OD X 7/16 ID X 1/8 THK	20
22	XDCZZ	96906	MS90725-70	SCREW,CAP,HEXAGON H CRES 3/8-16X3.	10
24	XDCZZ	36251	5055	FITTING LUBRICATION	10
29	PACZZ	96906	MS20913-6K	PLUG,PIPE	4
30	PACZZ	96906	MS20913-8	PLUG,PIPE	4
31	PACZZ	96906	MS51959-96	SCREW, MACHINE FLAT HD, CROSS- RECESSED,5/16-18 UNC-2A X 3/4 L	22
32	PACZZ	96906	MS35338-140	WASHER,LOCK 5/16 IN NOM DIA	22
34	PACZZ	96906	MS35307-499	SCREW,CAP,HEXAGON H HEX HD,3/4-10 UNC-2A X 5 IN L	2

END OF FIGURE

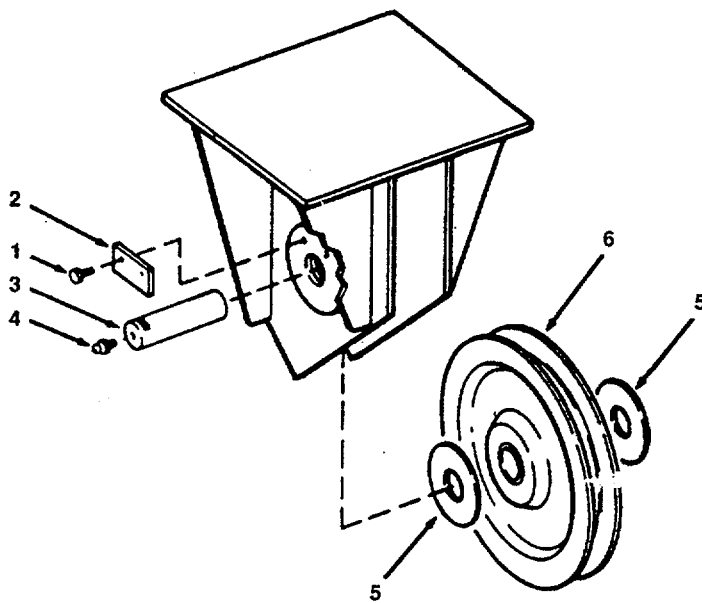


Figure 158. Lower Fairlead Sheave Assembly

SECTION II

TM 55-1905-220-20P-1

(1) ITEM NO	(2) SMR CODE	(3) CAGEC	(4) PART NUMBER	(5) DESCRIPTION AND USABLE ON CODES(UOC)	(6) QTY
				GROUP 03 BOW RAMP AND WINCH	
				FIG. 158 LOWER FAIRLEAD SHEAVE ASSEMBLY	
1	PACZZ	96906	MS90725-55	SCREW,CAP,HEXAGON H	2
4	PACZZ	96906	MS15003-1	FITTING,LUBRICATION	1

END OF FIGURE

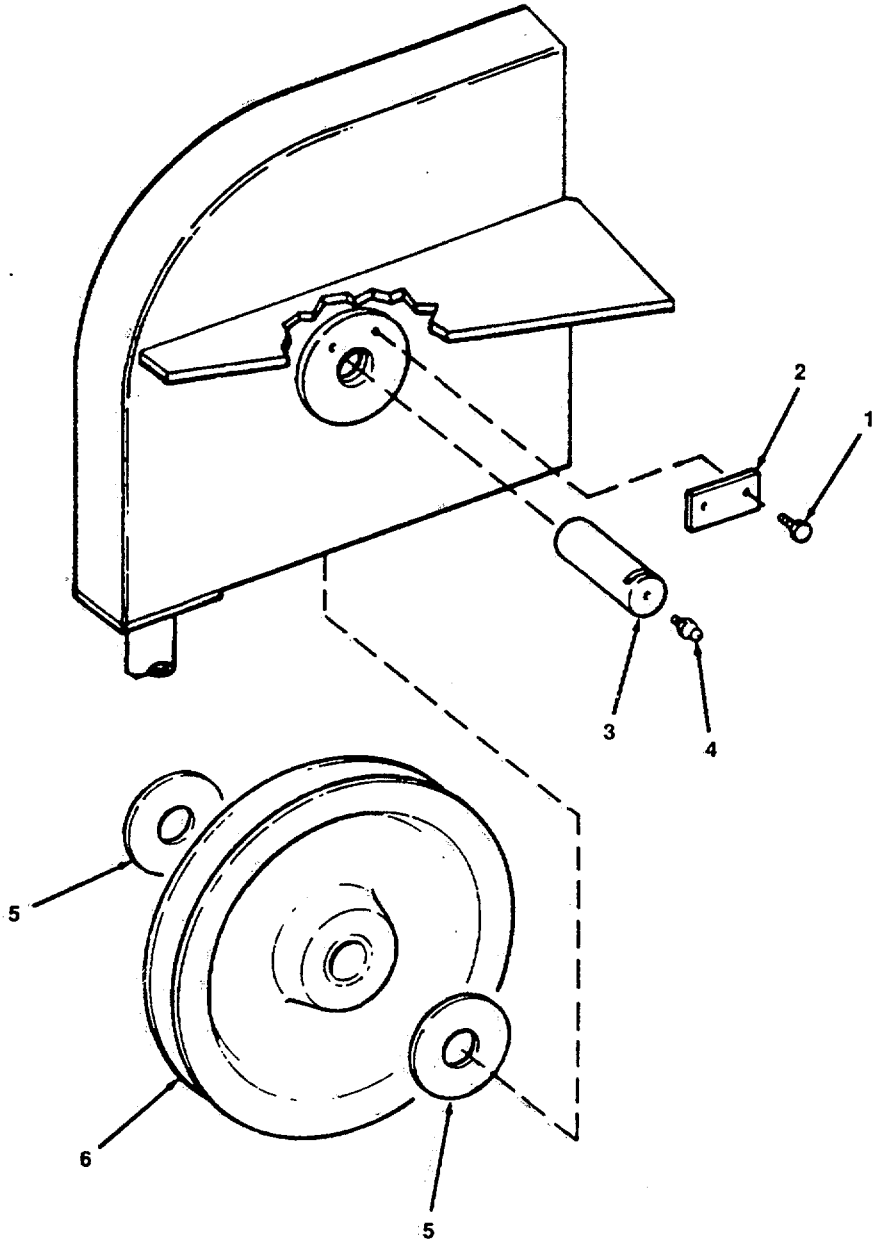


Figure 159. Upper Fairlead Sheave Assembly

SECTION II

TM 55-1905-220-20P-1

(1) ITEM NO	(2) SMR CODE	(3) CAGEC	(4) PART NUMBER	(5) DESCRIPTION AND USABLE ON CODES(UOC)	(6) QTY
				GROUP 03 BOW RAMP AND WINCH	
				FIG. 159 UPPER FAIRLEAD SHEAVE ASSEMBLY	
1	PACZZ	96906	MS90725-55	SCREW,CAP,HEXAGON H	2
4	PACZZ	96906	MS15003-1	FITTING.LUBRICATION	1

END OF FIGURE

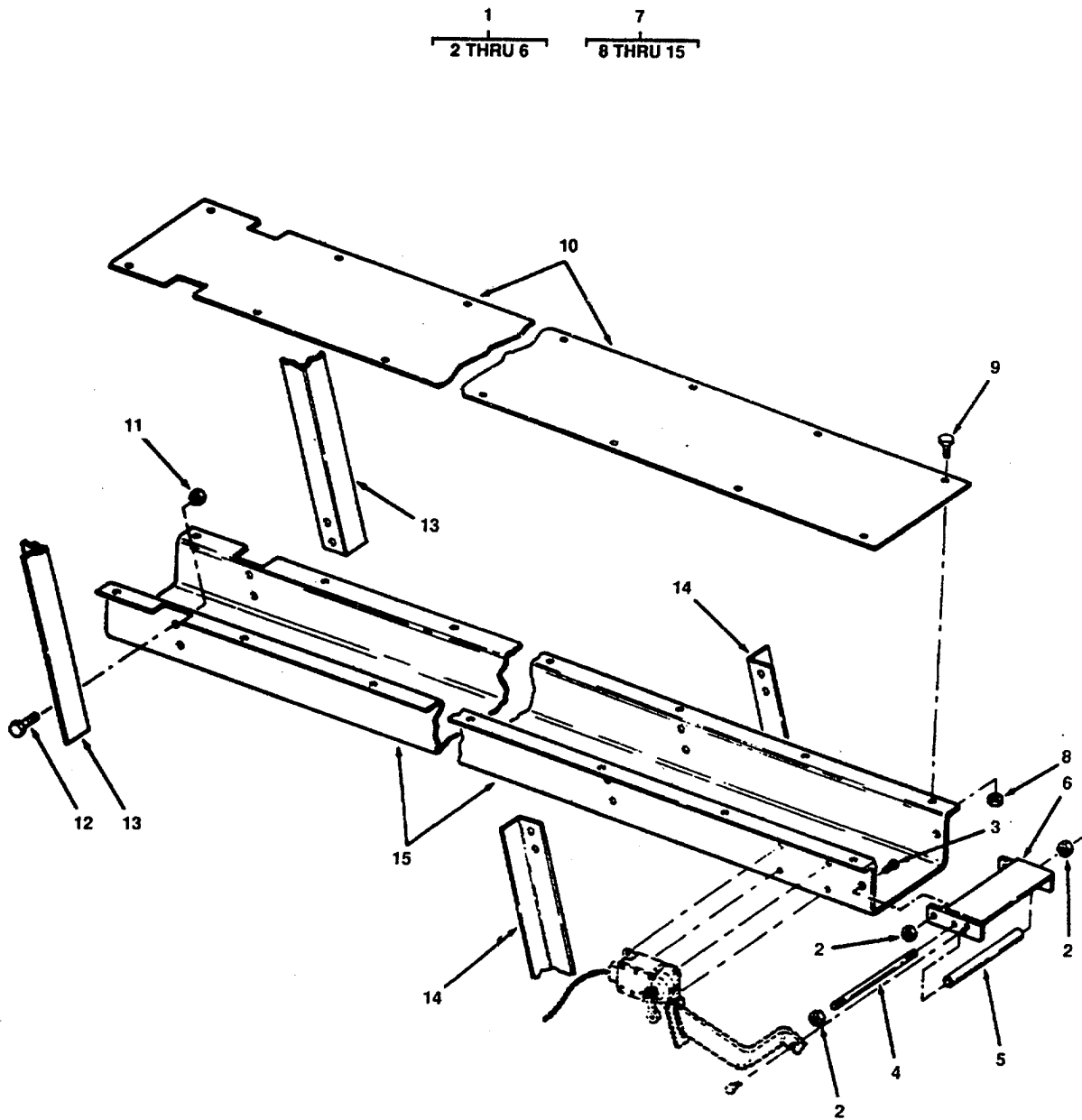


Figure 160. Wire Rope Guards and Slack Cable Switch Bracket

SECTION II

TM 55-1905-220-20P-1

(1) ITEM NO	(2) SMR CODE	(3) CAGEC	(4) PART NUMBER	(5) DESCRIPTION AND USABLE ON CODES(UOC)	(6) QTY
				GROUP 03 BOW RAMP AND WINCH	
				FIG. 160 WIRE ROPE GUARDS AND SLACK CABLE SWITCH BRACKET	
1	XDCZZ	80064	113-4661534DET2C	BRACKET ASSEMBLY SLACK CABLE SWITCH	2
2	PACZZ	96906	MS35649-2382	NUT,PLAIN,HEXAGON	4
3	PACZZ	96906	MS90725-65	SCREW,CAP,HEXAGON H	2
4	XDCZZ	80064	113-4661534-38	STUD THREADED STEEL	1
5	XDCZZ	80064	113-4661534-39	PIPE STEEL 3/8 NPS	2
6	XDCZZ	80064	113-4661534-36-3	BRACKET SLACK CABLE	1
			7		
7	XDCZZ	80064	113-4661534DET4D	GUARD ASSEMBLY WIRE	2
			1		
8	PACZZ	96906	MS35649-2382	NUT,PLAIN,HEXAGON	18
9	XDCZZ	96906	MS90725-58	SCREW,CAP,HEXAGON H	18
10	XDCZZ	80064	113-4661534-119	COVER CHAIN GUARD	1
11	PACZZ	96906	MS35649-2382	NUT,PLAIN,HEXAGON	8
12	PACZZ	96906	MS90725-60	SCREW,CAP,HEXAGON H SCAMP 3POLE	12
				40DEG C AMB TYPE AB THERM HAG	
13	XDCZZ	80064	113-4661534-120	BRACE CHAIN GUARD ANGLE UPPER	2
14	XDCZZ	80064	113-4661534-123	BRACE CHAIN GUARD ANGLE LOWER	2
15	XDCZZ	80064	113-4661534-121	TRAY CHAIN GUARD	1

END OF FIGURE

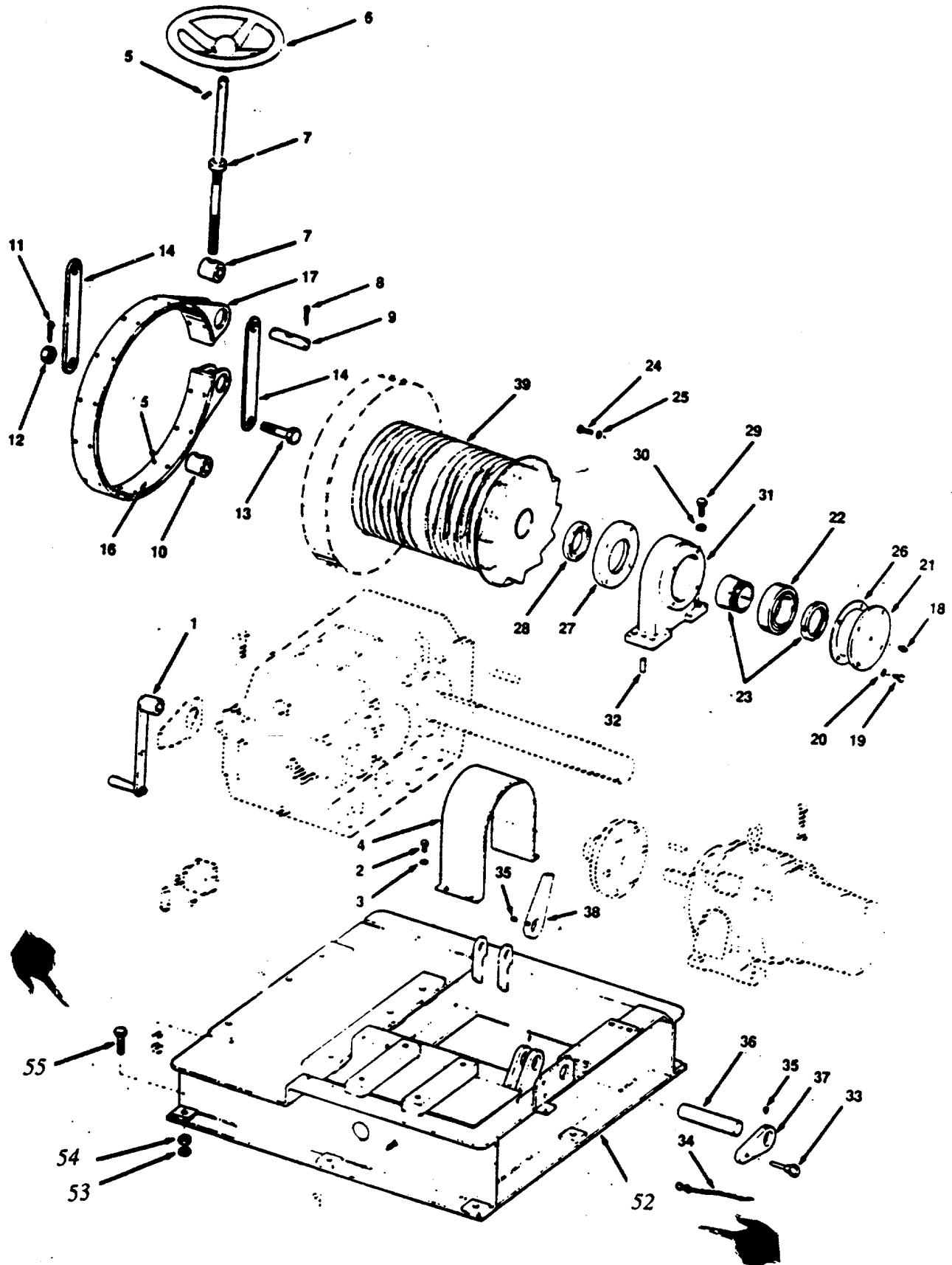


Figure 161. Bow Ramp Wench Assembly (Sheet 1 of 2)

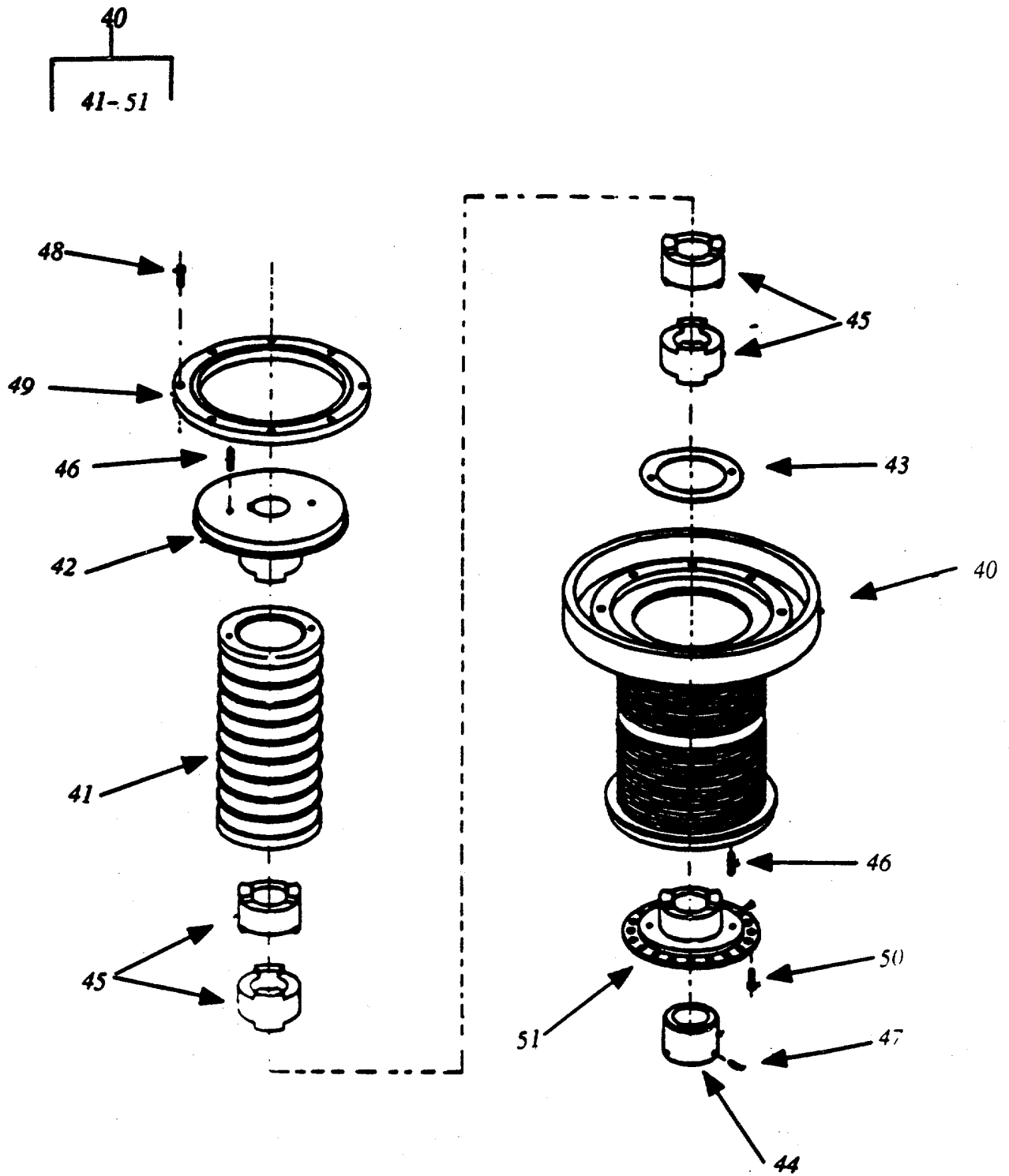


Figure 161. Bow Ramp Winch Assembly (Sheet 2 of 2)

(1) ITEM NO	(2) SMR CODE	(3) CAGEC	(4) PART NUMBER	(5) DESCRIPTION AND USABLE ON CODES(UOC)	(6) QTY
				GROUP 03 BOW RAMP AND WINCH	
				FIG. 161 BOW RAMP WINCH ASSEMBLY	
	XDCHH	76727	X1454	WINCH ASSEMBLY BOW RAMP	1
1	XDCZZ	76727	C-1130-1	CRANK HAND	1
2	PACZZ	96906	MS35307-360	SCREW,CAP,HEXAGON	4
3	PACZZ	96906	MS35338-141	WASHER,LOCK	4
4	XDCZZ	76727	R-11291	GUARD TORQUE COUPLING	1
5	XDCZZ	76727	C-964	PIN TAPER	1
6	XDCZZ	76727	C-965	HANDWHEEL	1
7	XDCZZ	76727	C-11293-4	SCREW BRAKE	1
8	PACZZ	96906	MS24665-516	PIN,COTTER	2
9	XDCZZ	76727	C-11293-1	PIN BRAKE	1
10	XDCZZ	76727	C-11293-2	NUT BRAKE	1
11	PACZZ	96906	MS24665-518	PIN,COTTER	1
12	PACZZ	96906	MS35691-91	NUT,PLAIN,HEXAGON	1
13	XDCZZ	96906	MS35307-571	SCREW,CAP,HEXAGON	1
14	XDCZZ	76727	C-11293-5	LINK BRAKE	2
15	XDCZZ	76727	B-11292-4	RIVET,TUBULAR BRASS SEMITYBE	22
16	XDCZZ	76727	B-11292-2	LINING BRAKE ASBESTOS	1
17	PACZZ	76727	B-11292-1	BAND,BRAKE	1
18	PACZZ	96906	MS15003-6	FITTING,LUBRICATION	1
19	PACZZ	96906	MS35307-360	SCREW,CAP,HEXAGON	4
20	PACZZ	96906	MS35338-141	WASHER,LOCK	4
21	XDCZZ	76727	B-9060-3	COYER BEARING HOUSING	1
22	PACZZ	52676	22218CK	BEARING,ROLLER,SELF	1
23	XDCZZ	52676	SNW18	ADAPTER,SLEEVE BEAR	1
24	XDCZZ	96906	MS90725-64	SCREW,CAP,HEXAGON H CAD PLT 3/8- 16X1 1/2	4
25	PACZZ	96906	MS35338-141	WASHER,LOCK	4
26	XDCZZ	76727	B-9060-2	RING COVER	1
27	XDCZZ	76727	B-9060-2	PLATE SEAL HOLDER	1
29	XDCZZ	96906	MS90725-64	SCREW,CAP,HEXAGON H	4
30	PACZZ	96906	MS35338-46	WASHER,LOCK	4
31	XDCZZ	76727	B-9060	HOUSING BEARING	1
32	XDCZZ	76727	R-11291-18	PIN DOWEL	2
33	XDCZZ	76727	R-11290-41	BOLT EYE PAWL LEVER	1
34	XDCZZ	80535	14X8INCH	CHAIN RETAINING	1
35	XDCZZ	76727	C-9061-4	SCREW SOCKET HEX HEAD STEEL	2
36	XDCZZ	76727	C-9061-3	PIN PAWL	1
37	XDCZZ	76727	C-9061-1	LEVER PAWL	1
38	XDCZZ	76727	C-9061-2	PAWL	1
53	PACZZ	96906	MS35691-58	NUT,PLAIN,HEXAGON	8
54	PACZZ	96906	MS51967-23	NUT,PLAIN,HEXAGON	8
55	XDCZZ	96906	MS90725-190	SCREW,CAP,HEXAGON	8

END OF FIGURE

10
11 THRU 16

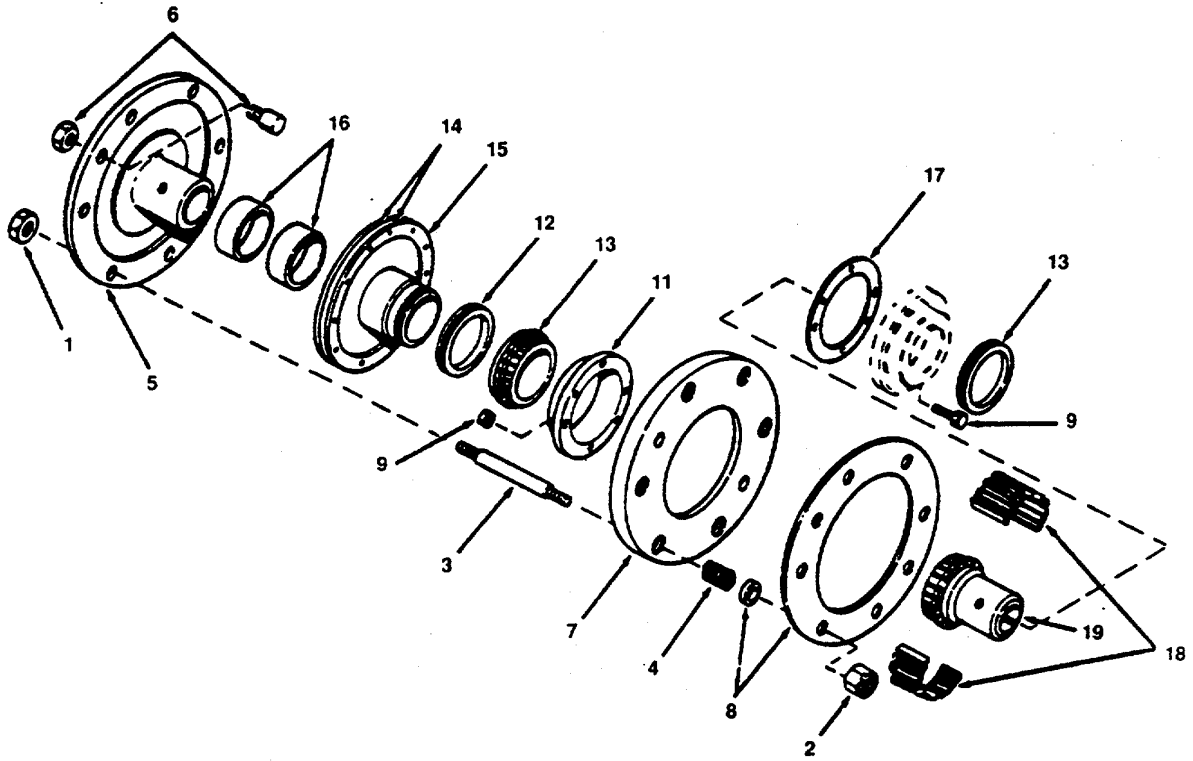


Figure 162. Torque Coupling

(1) ITEM NO	(2) SMR CODE	(3) CAGEC	(4) PART NUMBER	(5) DESCRIPTION AND USABLE ON CODES(UOC)	(6) QTY
				GROUP 02 ELECTRIC POWER GENERATION	
				FIG. 162 TORQUE COUPLING	
	XDCHH	21444	SIZE7TYPEFT	..COUPLING CONTROLLED (SPECIFY HUB BORE AND KEYWAY SIZE WHEN ORDERING)	1
1	XDCZZ	21444	SIZE7TYPEFT-2	..NUT JAM HEX	6
2	XDCZZ	21444	SIZE7TYPEFT-5	..NUT SELF LOCKING	6
3	XDCZZ	21444	SIZE7TYPEFT-4	..STUD MACHINE THREADED	6
4	XDCZZ	21444	SIZE7TYPEFT-13	..SPRING LOAD REGULATING TORQUE COUPLING	6
5	XDCZZ	21444	SIZE7TYPEFT-3	..HUB TYPE FT TORQUE COUPLING (SPECIFY BORE AND KEYWAY SIZE-WHEN ORDERING) WHEN ORDERING)	1
6	XDCZZ	21444	SIZE7TYPEFT-1	..PIN DRIVING WITH NUT	1
7	XDCZZ	21444	SIZE7TYPEFT-12	..PLATE DRIVING TORQUE COUPLING	1
8	XDCZZ	21444	199811	..RING SPRING GUIDE	1
9	XDCZZ	21444	SIZE7TYPEFT-18	..SCREW CAP WITH LOCK	4
10	XDCZZ	21444	SIZE7TYPEFT-6-11	..SLEEVE	1
11	XDCZZ	21444	SIZE7TYPEFT-9	...HALF COVER TYPEF TORQUE COUPLING	1
12	XDCZZ	21444	7FTSE	...SEAL,FLEXIBLE COUPL COUPLING	1
13	XDCZZ	21444	SIZE7TYPEFT-10	...RING GROOVED TORQUE	1
14	PACZZ	21444	707169	...LINING.FRICTION TORQUE COUPLING	1
15	XDCZZ	21444	SIZE7TYPEFT-6	...SLEEVE TORQUE COUPLING	1
16	XDCZZ	21444	88214	...BEARING,SLEEVE COUPLING	2
17	PCCZZ	21444	186350	..GASKET COUPLING HALF COVER	1
19	XDCZZ	21444	SIZE7TYPEFT-16	..HUB TYPE F TORQUE COUPLING (SPECIFY 1 3/8 IN.BORE & 3/16X3/16 IN. KEYWAY WHEN ORDERING)	1
				END OF FIGURE	

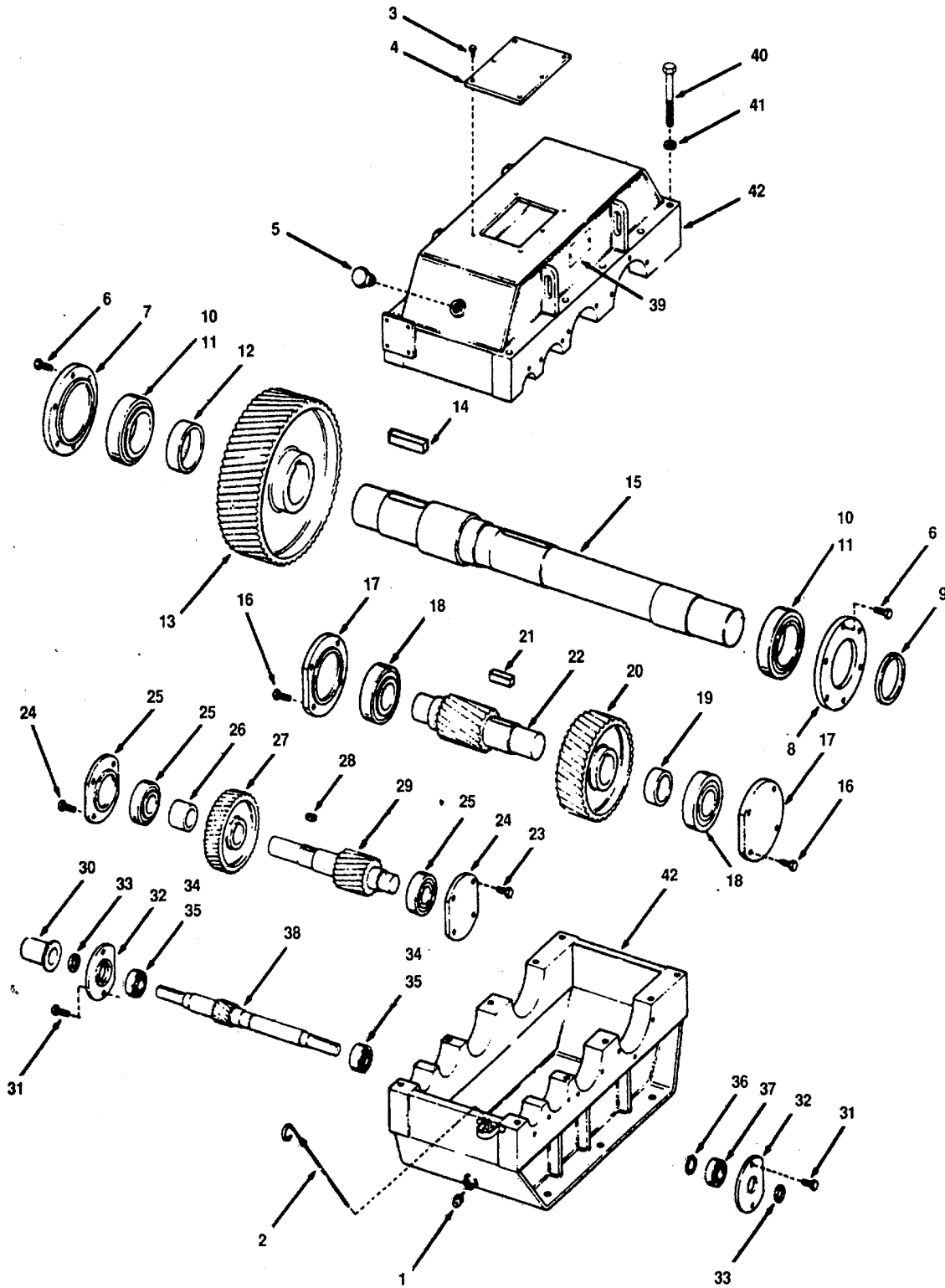


Figure 163. Speed Reducer.

(1) ITEM NO	(2) SMR CODE	(3) CAGEC	(4) PART NUMBER	(5) DESCRIPTION AND USABLE ON CODES(UOC)	(6) QTY
				GROUP 02 ELECTRIC POWER GENERATION	
				FIG. 163 SPEED REDUCER	
	XDCHH	29386	90T BM1640	..REDUCER ASSEMBLY SPEED 163.72 TO	1
				1 RATIO	
1	PACZZ	72582	5142549	..PLUG,PIPE	1
2	XDCZZ	29386	B1334	..DIPSTICK ASSEMBLY OIL LEVEL	1
3	PACZZ	96906	MS35206-309	..SCREW,MACHINE HEAD	6
4	XDCZZ	29386	100S-03	..PLATE INSPECTION SPEED REDUCER	1
5	PACZZ	97484	M812	..PLUG,VENT REDUCER	1
6	XDCZZ	96906	MS90725-111	..SCREW CAP HEX HEAD	12
7	XDCZZ	29386	90D-16	..PLATE RETAINING LOW	1
8	XDCZZ	29386	90D-15	..PLATE RETAINING LOW	1
9	PCCZZ	80201	34861	..SEAL,PLAIN ENCASED BEARING	1
10	PACZZ	60038	JM718110	..CUP,TAPERED ROLLER	2
11	PACZZ	60038	JM718149	..CONE AND ROLLERS,TA	2
12	XDCZZ	29386	90D-14	..SPACER,SLEEVE GEAR	1
13	XDCZZ	29386	90D-10F	..GEAR LOW SPEED SPEED REDUCER	1
14	XDCZZ	96906	MS20067-400	KEY,MACHINE SPEED GEAR	1
15	XDCZZ	29386	83349	..SHAFT,LOW SPEED SPEED REDUCER	1
16	XDCZZ	96906	MS90725-111	..SCREW CAP HEX HEAD	8
17	XDCZZ	29386	90D-28	..PLATE RETAINING SECOND SHAFT	2
				BEARING	
18	PACZZ	60038	H414249H414210	..BEARING,ROLLER,TAPE	2
19	XDCZZ	29386	90D-23	..SPACER SECOND SHAFT	1
20	XDCZZ	29386	90D-30F	..GEAR SECOND SHAFT SPEED REDUCER	1
21	XDCZZ	96906	MS20068-491	..KEY,MACHINE	1
22	XDCZZ	29386	90D-20	..PINION SECOND SHAFT	1
23	XDCZZ	96906	MS90725-111	..SCREW CAP HEX HEAD	8
24	XDCZZ	29386	90T-49	..PLATE RETAINING THIRD SHAFT	2
				BEARING	
25	PACZZ	60038	JHM807045JHM8070 12	..BEARING,ROLLER,TAPE	2
26	XDCZZ	29386	90T-47	..SPACER THIRD SHAFT GEAR	1
27	XDCZZ	29386	90T-50-F	..GEAR THIRD SHAFT SPEED REDUCER	1
28	XDCZZ	96906	MS20068-356	..KEY,MACHINE	1
29	XDCZZ	29386	90T-40	..PINION THIRD SHAFT SPEED REDUCER	1
30	XDCZZ	29386	X-3935-ZZ	..COVER INPUT SHAFT	1
31	XDCZZ	96906	MS90725-111	..SCREW CAP HEX HEAD	4
32	XDCZZ	29386	90T-68	..PLATE RETAINING INPUT SHAFT	2
				BEARING	
33	PCCZZ	80201	11124	..SEAL,PLAIN ENCASED	2
34	PACZZ	60038	15250	..CUP,TAPERED ROLLER	2
35	PACZZ	60038	15113	..CONE AND ROLLERS,TA	2
36	PACZZ	96906	MS16624-1137	..RING,RETAINING	1
37	PACZZ	36479	U-1207-B	..BEARING,ROLLER,CYLI.....	1
38	XDCZZ	29386	90T-61	..PINION SHAFT HIGH SPEED INPUT	1
39	XDCZZ	29386	SK1229	..PLATE IDENTIFICATION	2
40	XDCZZ	96906	MS90725-200	..SCREW CAP HEX HHEAD	10
41	PACZZ	96906	MS35338-51	..WASHER,LOCK	10
42	XDCZZ	29386	90-T-02	..HOUSING SPEED REDUCER	1

END OF FIGURE

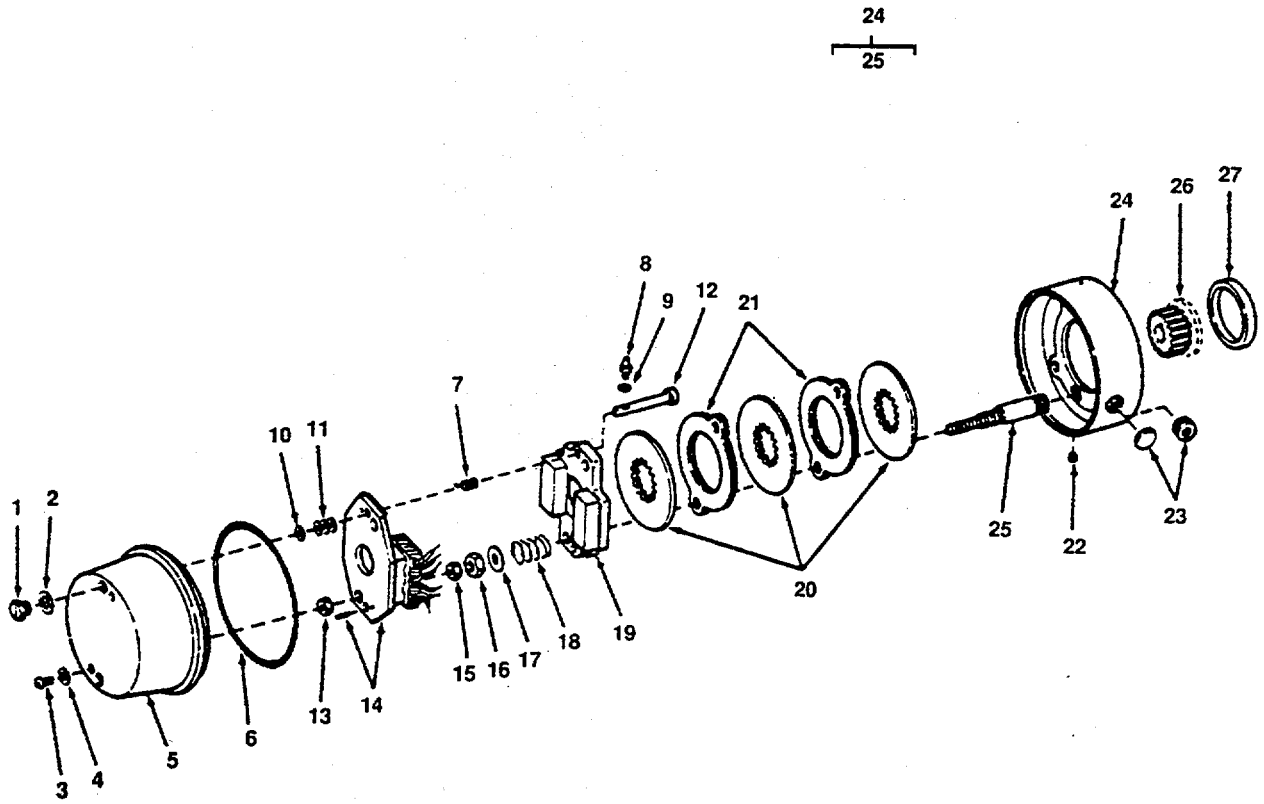


Figure 164. Magnetic Brake.

(1) ITEM NO	(2) SMR CODE	(3) CAGEC	(4) PART NUMBER	(5) DESCRIPTION AND USABLE ON CODES(UOC)	(6) QTY
				GROUP 03 ELECTRIC POWER GENERATION	
				FIG. 164 MAGNETIC BRAKE	
	XDCHZ	17904	R73050-4	..BRAKE ASSY MAGNETIC MAGNETIC	1
1	XDCZZ	17904	G60107	..CAP RELEASE	2
2	XDCZZ	17904	G70381	..GASKET	2
3	XDCZZ	17904	1-2-103	..SCREW COVER	2
4	XDCZZ	17904	11-2-5	..GASKET	2
5	XDCZZ	17904	K70104	..COVER BRAKE	1
6	XDCZZ	17904	6-1-10	..PACKING,PREFORMED	1
7	XDCZZ	17904	G60010	..SPRING TORSION	2
8	XDCZZ	17904	G60029	..SCREW STOP	2
9	XDCZZ	17904	4-7-7	..WASHER LOCK STOP SCREW	2
10	XDCZZ	17904	4-4-3	..WASHER FLAT MANUAL RELEASE	2
11	XDCZZ	17904	4-4-4	..SHIM WASHER MANUAL RELEASE	1
12	XDCZZ	17904	G70001	..ROD MANUAL RELEASE	2
13	XDCZZ	17904	3-1-20	..NUT ADJUSTING	2
14	XDCHH	17904	R73050-4-16	..MAGNET ASSEMBLY	1
15	XDCZZ	17904	3-3-23	..NUT GAP ADJUSTING	2
16	XDCZZ	17904	3-1-22	..NUT TORQUE ADJUSTING	2
17	XDCZZ	17904	4-4-1	..WASHER SPRING	2
18	PACZZ	17904	G70012	..SPRING,HELICAL,COMP	2
19	XDCZZ	17904	K70045	..PLATE PRESSURE	1
20	PACZZ	17904	H70103-1	..DISK,CLUTCH FRICTION	3
21	XDCZZ	17904	H70089	..DISC STATIONARY	2
22	XDCZZ	17904	10-2-1	..PLUG PIPE	1
23	XDCZZ	17904	10-2-4	..PLUG CONDUIT HOLE	1
24	XDCZZ	17904	H70141-3	..BRACKET ASSEMBLY	1
25	XDCZZ	17904	G70213-3	...STUD THREE DISC	2
26	XDCZZ	17904	R73050-4-1	..HUB	1
27	PACZZ	17904	11-1-7	..SEAL,PLAIN ENCASED	1

END OF FIGURE

164-1

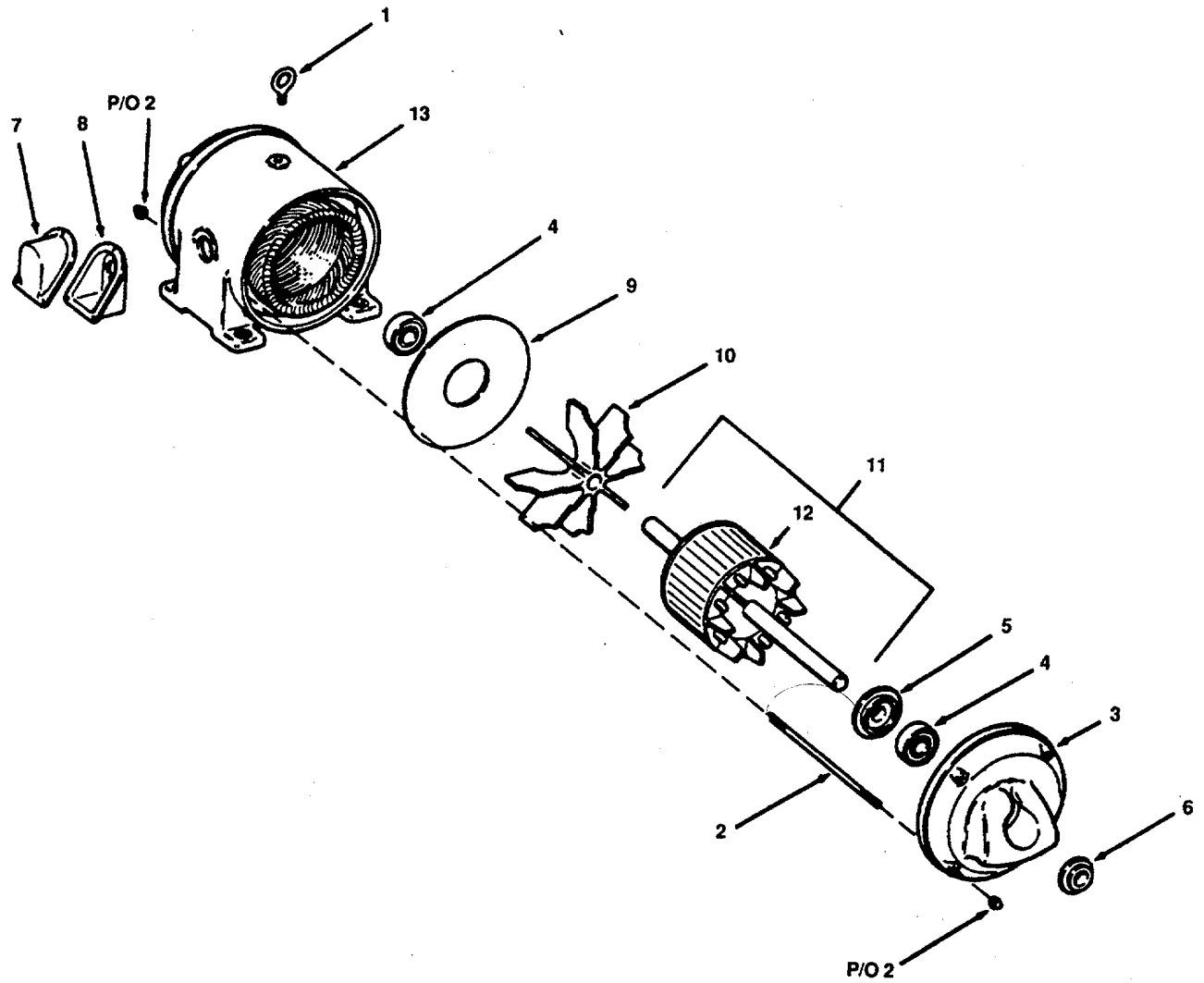


Figure 165. Bow Ramp Winch Motor.

SECTION II

TM 55-1905-220-20P

(1) ITEM NO	(2) SMR CODE	(3) CAGEC	(4) PART NUMBER	(5) DESCRIPTION AND USABLE ON CODES(UOC)	(6) QTY
				GROUP 03 ELECTRIC POWER GENERATION	
				FIG. 165 BOW RAMP WINCH MOTOR	
	XDCHH	57524	DS-1500 FRAME254 U	..MOTOR 15HP 440V 3PH	1
1	XDCZZ	57524	DS-1500 FRAME254 U-15	..LUG LIFTING	1
2	XDCZZ	57524	DS-1500 FRAME254 U-9	..U-BOLT WITH CAPS	4
3	XDCZZ	57524	DS-1500 FRAME254 U-5	..END BELL	2
4	XDCZZ	38443	308SZZ	..BEARING,BALL ANNULA	2
5	XDCZZ	57524	DS-1500 FRAME254 U-6	..CAP BEARING	2
6	XDCZZ	57524	DS-1500 FRAME254 U-8	..SEAL END BELL	1
7	XDCZZ	57524	DS-1500 FRAME254 U-12	..COVER TERMINAL BOX	1
8	XDCZZ	57524	DS-1500 FRAME254 U-11	..BOX TERMINAL	1
9	XDCZZ	57524	DS-1500 FRAME254 U-14	..DEFLECTOR	1
10	XDCZZ	57524	DS-1500 FRAME254 U-13	..FAN COOLING	1
11	XDCZZ	57524	DS-1500 FRAME254 U-2	..ROTOR ASSEMBLY	1
12	XDCZZ	57524	DS-1500 FRAME254 U-3	...CORE ROTOR FINISHED	1
13	XDCZZ	57524	DS-1500 FRAME254 U-1	..STATOR ASSEMBLY WITH FRAME	1

END OF FIGURE

165-1

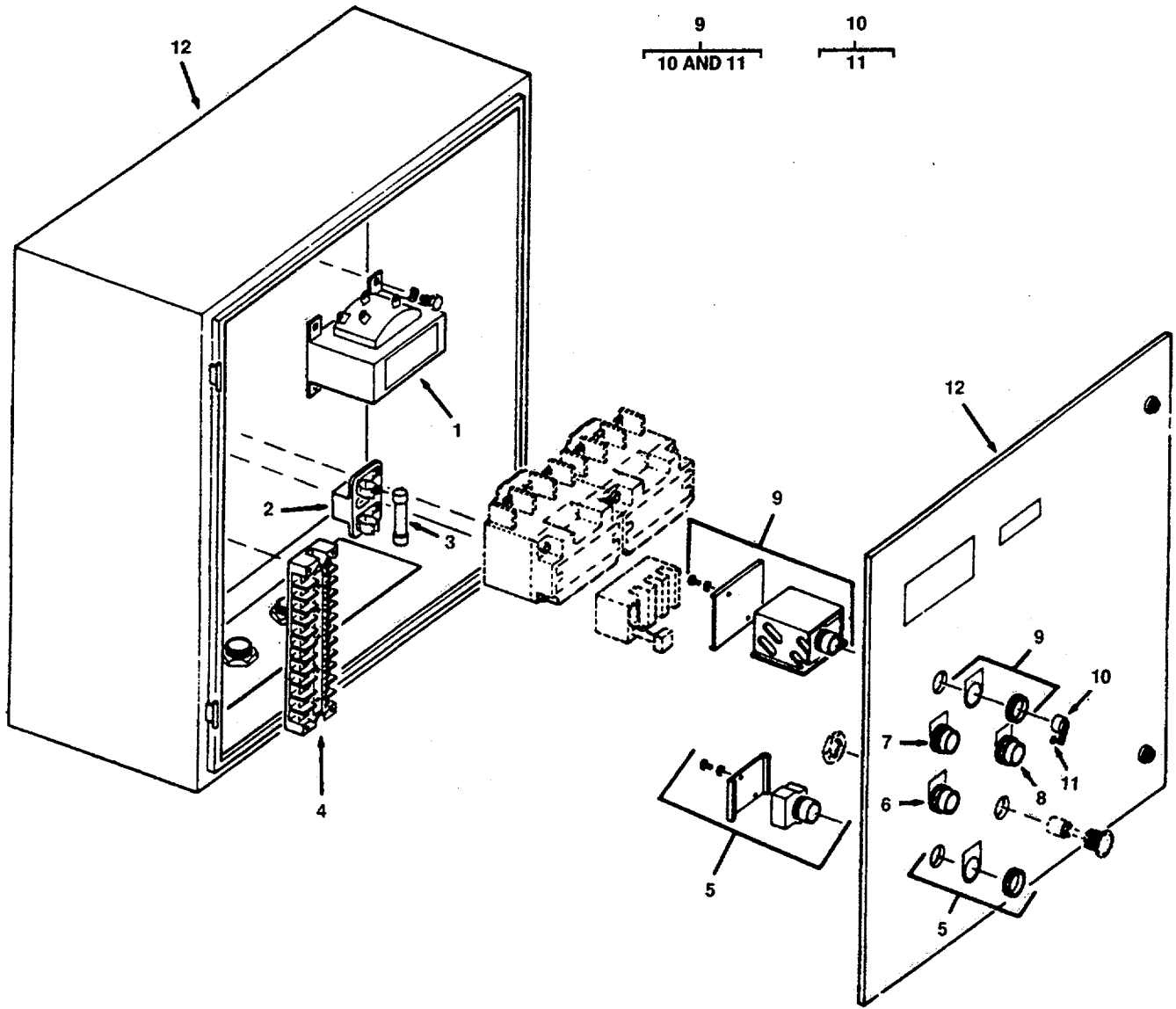


Figure 166. Motor Controller.

(1) ITEM NO	(2) SMR CODE	(3) CAGEC	(4) PART NUMBER	(5) DESCRIPTION AND USABLE ON CODES(UOC)	(6) QTY
				GROUP 03 ELECTRIC POWER GENERATION	
				FIG. 166 MOTOR CONTROLLER	
	XDCHH	27192	6863ED199	CONTROLLER AC MAGNETIC 440VAC 3PH	1
				60HERTZ RAMP WINCH	
1	XDCZZ	27192	10942H55A	.TRANSFORMER,RADIO F	1
2	XDCZZ	27192	10982H1A	.BLOCK FUSE SINGLE PHASE 30 AMP	1
				250 VOLT	
3	PACZZ	27192	44-861	..FUSE 10 AMPERE 250 VOLTS	2
4	XDCZZ	27192	10987H19	.BLOCK TERMINAL 30 AMP 12 TERMINAL	1
5	XDCZZ	27192	10250T102-1M34	.PUSHBUTTON (STOP)	1
6	XDCZZ	27192	10250T101-1M23	.PUSHBUTTON (LOWER)	1
7	XDCZZ	27192	10250T101-1M28	.PUSHBUTTON(RAISE)	1
8	XDCZZ	27192	10250T101-1M36	.BUTTON,PUSH	1
9	XDCZZ	27192	10250T3011-1111	.SWITCH SELECTOR	1
10	XDCZZ	27192	10250TKB	..KNOB SELECTOR	1
11	PACZZ	96906	MS51963-22	...SETSCREW	1
12	XDCZZ	27192	39-20139-8	.ENCLOSURE CONTROLLER	1

END OF FIGURE

166-1

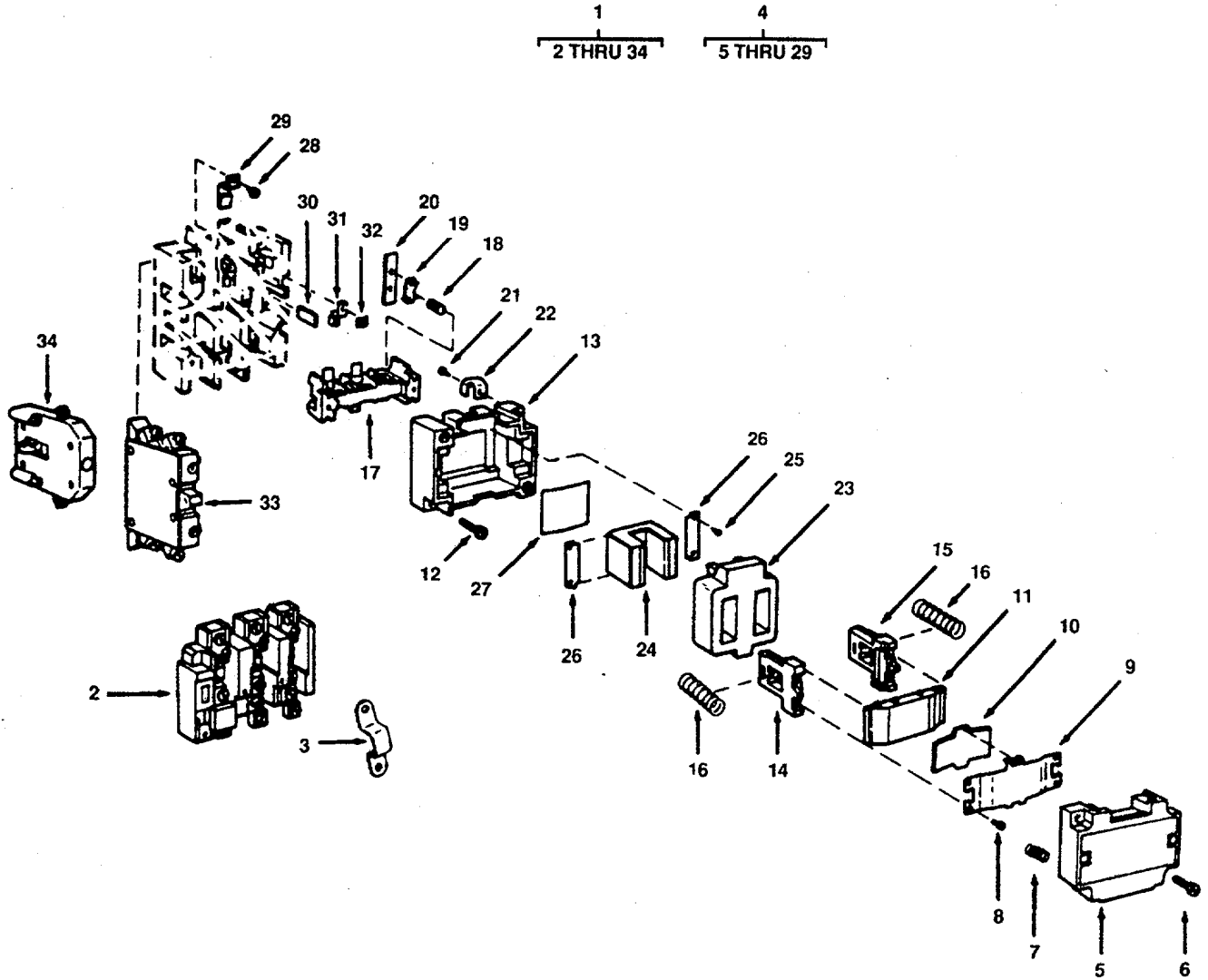


Figure 167. Motor Controller Starter.

(1) ITEM NO	(2) SMR CODE	(3) CAGEC	(4) PART NUMBER	(5) DESCRIPTION AND USABLE ON CODES(UOC)	(6) QTY
GROUP 03 BOW RAMP AND WINCH					
FIG. 167 MOTOR CONTROLLER STARTER					
1	XDCZZ	27192	A50DN0	..STARTER 3 POLE 3 PH 9 SIZE 2	1
2	PACZZ	27192	10-3535-5	..RELAY,OVERLOAD RELAY 10-3535-5	1
HAS COPPER LUGS,RELAY 10-3535-9 HAS ALUMINUM LUGS.....					
3	XDCZZ	27192	25-2217-2	..CONNECTOR OVERLOAD RELAY	8
4	PACZZ	27192	C1ODX	..POWER UNIT STARTER	2
5	XDCZZ	27192	49-4151	..COVER POWER UNIT	1
6	XDCZZ	27192	11-2310	...SCREW PAN HEAD SEMS	2
7	XDCZZ	27192	69-2599	...SPRING	4
8	XDCZZ	27192	11-2668	...SCREW PAN HEAD SEMS	4
9	XDCZZ	27192	55-1878	...PLATE CLAMP	1
10	XDCZZ	27192	69-2515	...PLATE SPRING	1
11	XDCZZ	27192	48-1020	...ARMATURE REPLACE ARMATURE	1
WHENEVER MAGNET FRAME 17-8955 IS REPLACED					
12	XDCZZ	27192	11-2525	...SCREW HEX HEAD SLOTTED SEMS 10-32X7/8	2
13	XDCZZ	27192	49-3664	HOUSING MAGNET	1
14	XDCZZ	27192	61-1629	...BAR PUSH LH	1
15	XDCZZ	27192	61-1628	...BAR PUSH (RH)	1
16	XDCZZ	27192	69-2692	...SPRING,HELICAL,COMP FRAME	2
17	PACZZ	27192	23-3619-3	...RELAY,CONTACT CARRI	1
18	PACZZ	27192	69-2598	...SPRING,HELICAL,COMP PART OF KIT P/N 6-24-2	3
19	XDCZZ	27192	55-1950	...RETAINER,SPRING PART OF KIT P/N 6-24-2	3
20	PACZZ	27192	23-3706	...CONTACT,ELECTRICAL PART OF KIT P/N 6-24-2	3
21	XDCZZ	27192	11-2251	...SCREW FLAT HEAD THREAD CUTTING 8-32 X 1/2	6
22	XDCZZ	27192	62-529	...BLOWOUT	6
23	XDCZZ	27192	9-1889-28	...COIL SHUNT 110 VOLT	1
24	XDCZZ	27192	17-8955	...FRAME MAGNET REPLACE MAGNET FRAME WHENEVER ARMATURE 48-1020 IS REPLACED	1
25	XDCZZ	27192	11-2538-4	...SCREW PAN HEAD SEMS	4
26	XDCZZ	27192	55-1877	...CLAMP MAGNET FRAME MAGNET FRAME	2
27	XDCZZ	27192	69-2604	...SPRING MAGNET HOUSING	1
28	XDCZZ	27192	11-2425	...SCREW PAN HEAD SEMS	6
29	PACZZ	27192	23-3470	...CONTACT,ELECTRICAL	6
30	XDCZZ	27192	56-3494	INSULATOR	2
31	XDCZZ	27192	80-2871	..CLIP COIL TERMINAL	4
32	XUCZZ	27192	55-1743	..CLAMP TERMINAL AUXILLARY	4
33	XDCZZ	27192	C320KB5	..CONTACT,AUXILIARY ELECTRICAL BASE MOUNTED	2
34	XDCZZ	27192	C321KM2	..INTERLOCK MECHANICAL	1
	XDCZZ	27192	6-24-2	..CONTACT SET,RELAY CONTACTS	1
..CONTACT,ELECTRICAL (3) 167-20					

SECTION II

TM 55-1905-220-20P

(1) ITEM NO	(2) SMR CODE	(3) CAGEC	(4) PART NUMBER	(5) DESCRIPTION AND USABLE ON CODES(UOC)	(6) QTY
				RETAINER,SPRING	(3) 167-19
				SPRING,HELICAL,COMP	(3) 167-18

END OF FIGURE

167-2

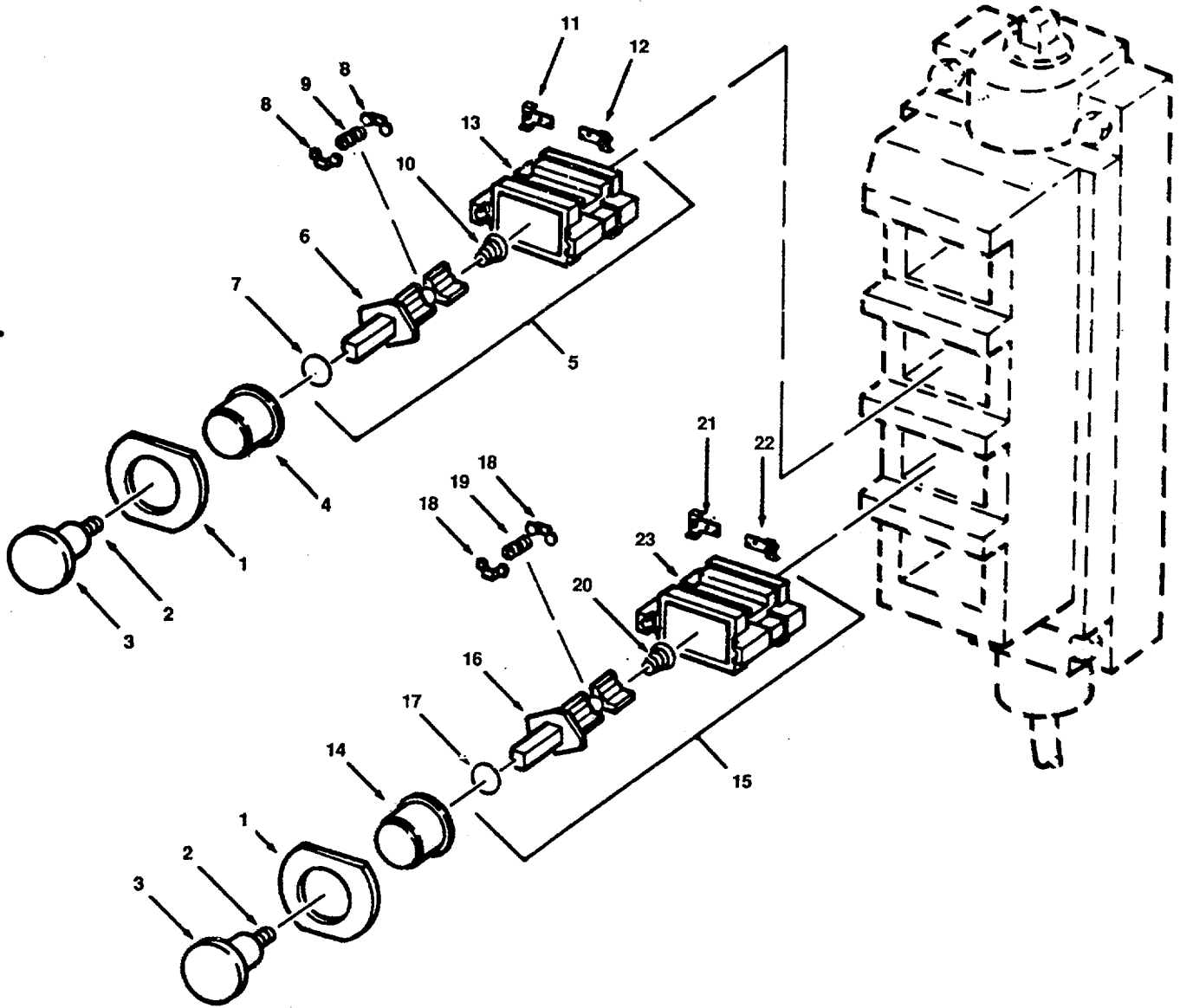


Figure 168. 4-Position Control Station.

(1) ITEM NO	(2) SMR CODE	(3) CAGEC	(4) PART NUMBER	(5) DESCRIPTION AND USABLE ON CODES(UOC)	(6) QTY
				GROUP 03 BOW RAMP AND WINCH	
				FIG. 168 4-POSITION CONTROL STATION	
	XDCZZ	27192	6881ED104-99	STATION CONTROL	1
1	XDCZZ	27192	27-272	.GASKET PUSHBUTTON	4
2	XDCZZ	27192	911-330F1	.SCREW DIAPHRAGM	4
3	XDCZZ	27192	16-889	.DIAPHRAGM	4
4	XDCZZ	27192	53-500	.PUSHBUTTON (RED)	1
5	XDCZZ	27192	86-346	.SWITCH,PUSH NC	1
6	XDCZZ	27192	51-400	..PLUNGER	1
7	XDCZZ	27192	28-157	..RING SPRING	1
8	XDCZZ	15605	21-476-2	..CONTACT,ELECTRICAL	2
9	XDCZZ	15605	69-846	..SPRING,HELICAL,COMP	2
10	XDCZZ	15605	69-848	..SPRING,HELICAL,COMP	1
11	XDCZZ	15605	80-789-2	..CONTACT,ELECTRICAL STATIONARY	1
12	XDCZZ	15605	80-789-3	..CONTACT,ELECTRICAL STATIONARY	1
13	XDCZZ	27192	17-1624	..BASE MOLDED	1
14	XDCZZ	27192	53-500-2	.PUSHBUTTON (BLACK)	3
15	XDCZZ	27192	86-346-2	.SWITCH,PUSH	3
16	XDCZZ	27192	51-400	..PLUNGER	1
17	XDCZZ	27192	28-157	..RING SPRING	1
18	XDCZZ	27192	21-476-2	..CONTACT,ELECTRICAL	2
19	XDCZZ	15605	69-846	..SPRING,HELICAL,COMP	2
20	XDCZZ	15605	69-848	..SPRING,HELICAL,COMP	1
21	XDCZZ	15605	80-789-2	..CONTACT,ELECTRICAL STATIONARY	1
22	XDCZZ	15605	80-789-3	..CONTACT,ELECTRICAL STATIONARY	1
23	XDCZZ	27192	17-1624	..BASE MOLDED	1

END OF FIGURE

168-1

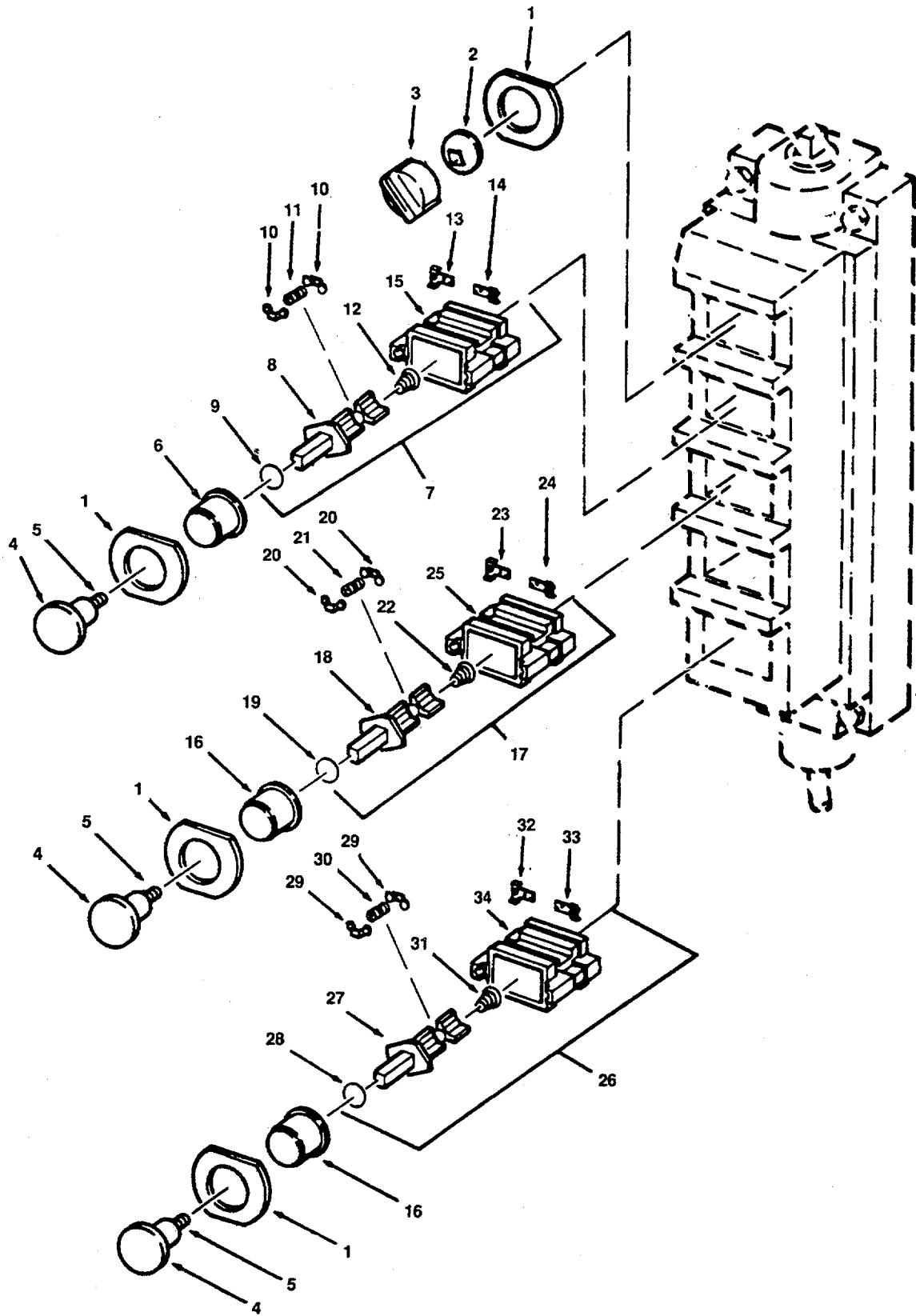


Figure 169. 5-Position Control Station.

(1) ITEM NO	(2) SMR CODE	(3) CAGEC	(4) PART NUMBER	(5) DESCRIPTION AND USABLE ON CODES(UOC)	(6) QTY
				GROUP 03 ELECTRIC POWER GENERATION	
				FIG. 169 OIL PRESSURE REGULATOR	
	XDCZZ	27192	6881ED105-83	STATION CONTROL 5 ELEMENT LOCATED	1
				IN PILOT HOUSE	
1	XDCZZ	27192	27-272	..GASKET PUSHBUTTON AND SWITCH	5
2	XDCZZ	27192	53-503	..KNOB SELECTOR SWITCH	1
3	XDCZZ	27192	16-888	..DIAPHRAGM SELECTOR SWITCH	1
4	XDCZZ	27192	16-889	..DIAPHRAGM PUSHBUTTON	4
5	XDCZZ	27192	911-330F1	..SCREW DIAPHRAGM	5
6	XDCZZ	27192	53-500	..PUSHBUTTON (RED)	1
7	XDCZZ	27192	86-346-2	..ELEMENT PUSHBUTTON NC-NO	1
8	XDCZZ	27192	51-400	..PLUNGER	1
9	XDCZZ	27192	28-157	..RING SPRING	1
10	XDCZZ	27192	21-476-2	..CONTACT,ELECTRICAL	4
11	XDCZZ	15605	69-846	..SPRING,HELICAL,COMP	4
12	XDCZZ	15605	69-848	..SPRING,HELICAL,COMP	1
13	XDCZZ	15605	80-789-2	..CONTACT,ELECTRICAL LEFT A AND D	2
14	XDCZZ	15605	80-789-3	..CONTACT,ELECTRICAL RIGHT A AND D	2
15	XDCZZ	27192	17-1624	..BASE MOLDED	1
16	XDCZZ	27192	53-500-2	..PUSHBUTTON (BLACK)	3
17	XDCZZ	27192	86-346	..SWITCH,PUSH NC	1
18	XDCZZ	27192	51-400	..PLUNGER	1
19	XDCZZ	27192	28-157	..RING SPRING	1
20	XDCZZ	27192	21-476-2	..CONTACT,ELECTRICAL STATIONARY	2
21	XDCZZ	15605	69-846	..SPRING,HELICAL,COMP	2
22	XDCZZ	15605	69-848	..SPRING,HELICAL,COMP	1
23	XDCZZ	15605	80-789-2	..CONTACT,ELECTRICAL STATIONARY	1
24	XDCZZ	15605	80-789-3	..CONTACT,ELECTRICAL	1
25	XDCZZ	27192	17-1624	..BASE MOLDED	1
26	XDCZZ	27192	86-346-2	..SWITCH,PUSH NO	3
27	XDCZZ	27192	51-400	..PLUNGER	1
28	XDCZZ	27192	28-157	..RING SPRING	1
29	XDCZZ	27192	21-476-2	..CONTACT,ELECTRICAL	2
30	XDCZZ	73030	540750	..SPRING,HELICAL,COMP	2
31	XDCZZ	15605	69-848	..SPRING,HELICAL,COMP	1
32	XDCZZ	15605	80-789-2	..CONTACT,ELECTRICAL STATIONARY	1
33	XDCZZ	15605	80-789-3	..CONTACT,ELECTRICAL STATIONARY	1
34	XDCZZ	27192	17-1624	..BASE MOLDED	1

END OF FIGURE

169-1

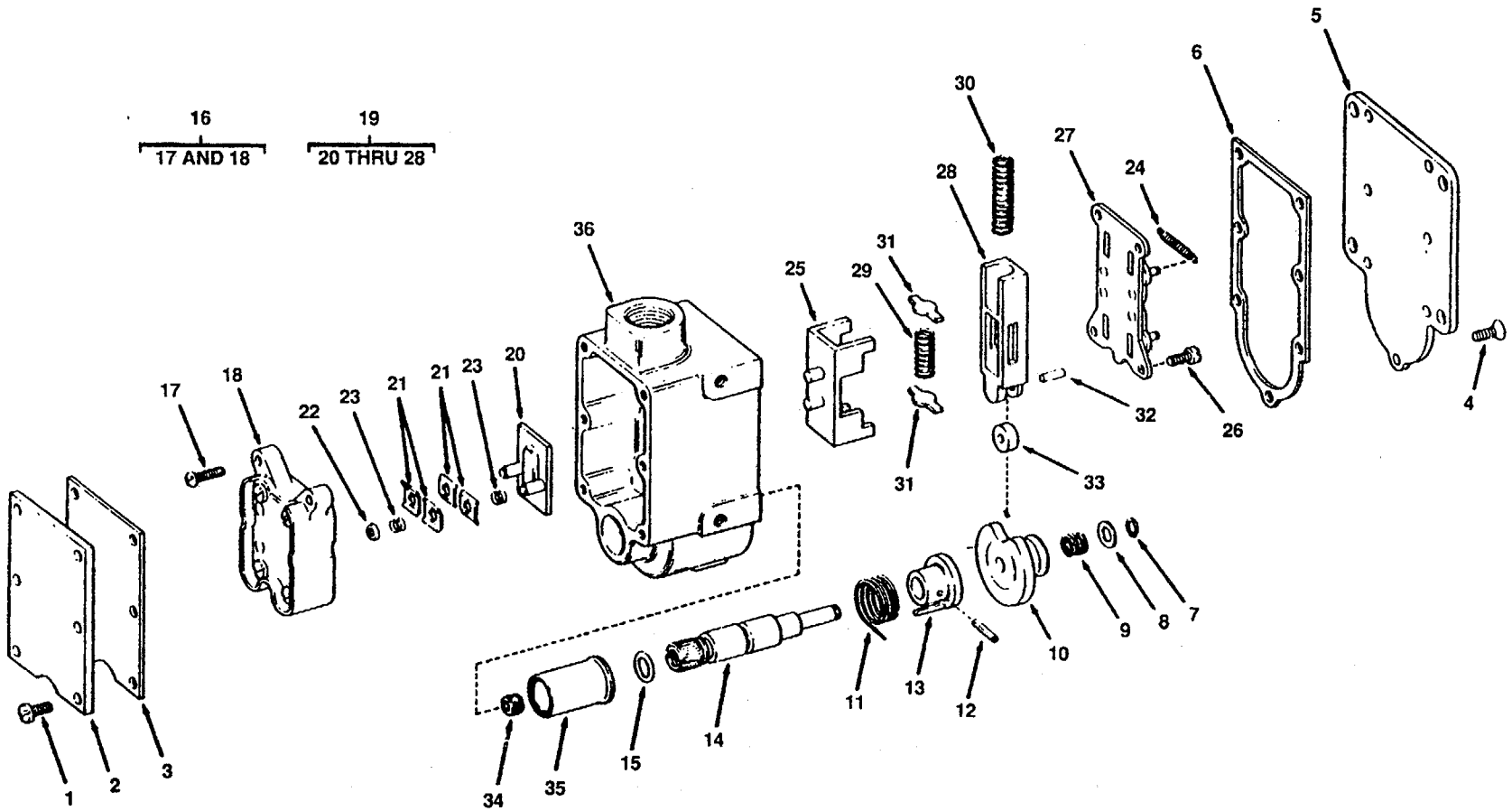


Figure 170. Hard Crank Interlock Limit Switch.

(1) ITEM NO	(2) SMR CODE	(3) CAGEC	(4) PART NUMBER	(5) DESCRIPTION AND USABLE ON CODES(UOC)	(6) QTY
				GROUP 03 BOW RAMP WINCH	
				FIG. 170 HAND CRANK INERLOCK LIMIT SWITCH	
	PACZZ	51238	EA780-40100	..SWITCH,SENSITIVE SNAP-LOCK MARINE	1
				WINCH INTERLOCK	
1	XDCZZ	42337	EF089-80027	..SCREW TOP COVER CRES	6
2	XDCZZ	42337	EA782-17701	..COVER TOP LIMIT SWITCH CRES	1
3	XDCZZ	51238	EA785-13101	..GASKET TOP COVER KOROSEAL	1
4	XDCZZ	42337	EF039-89992	..SCREW BOTTOM COVER BRONZE	7
5	XDCZZ	42337	EA782-13005	..COVER BOTTOM WIDE MOUNTING	1
6	XDCZZ	42337	EA785-13102	..GASKET BOTTOM COVER	1
7	XDCZZ	42337	EF370-00147	..RING RETAINING	1
8	XDCZZ	42337	EF240-00378	..WASHER RETAINING CRES	1
9	XDCZZ	42337	EH160-03898	..SPRING CAM LIMIT SWITCH	1
10	XDCZZ	42337	EA702-12200	..AM LIMIT SWITCH CRES	1
11	XDCZZ	42337	EH160-03892	..SPRING TORSION LIMIT SWITCH	1
12	XDCZZ	42337	EF270-00009	..PIN ROLL LEVER SHAFT	1
13	XDCZZ	42337	EA782-12601	..CLUTCH CAM LIMIT SWITCH	1
14	XDCZZ	42337	EA781-16101	..SHAFT LEVER LIMIT SWITCH CRES	1
15	XDCZZ	42337	EH080-00063	..O-RING LEVER S HAFT DIESEL OIL	1
				STORAGE TANK VENT	
16	XDCZZ	42337	EA711-11601	..BLOCK ASSEMBLY CONTACT LIMIT	1
				SWITCH	
17	XDCZZ	42337	EF049-60007	..SCREW CONTACT BLOCK BALLAST	3
				TANK VENT AND OVERFLOW	
18	XDCZZ	42337	EA705-11602	..BLOCK CONTACT	1
19	PACZZ	51238	EA711-12701	..SWITCH,SENSITIVE CONTACT	1
20	XDCZZ	42337	EA715-12701	..CARRIER CONTACT	1
21	XDCZZ	42337	EA712-14701	..PLATE CONTACT BRONZE	4
22	XDCZZ	42337	EA782-19001	..WASHER CUP	2
23	XDCZZ	42337	EH160-03891	..SPRING CONTACT BLOCK CRES	4
24	XDCZZ	42337	EH160-03897	..SPRING LATCH RETURN	2
25	XDCZZ	42337	EA781-16401	..SHUTTLE ASSEMBLY LIMIT SWITCH	1
26	XDCZZ	42337	EF059-80007	..SCREW LATCH PLATE CRES	4
27	XDCZZ	42337	EA781-14204	..PLATE ASSEMBLY LATCH	1
28	XDCZZ	42337	EA783-16301	..SLIDE SHUTTLE	1
29	PACZZ	51238	EH160-03554	..SPRING,HELICAL,COMP	1
30	XDCZZ	42337	EH160-03704	..SPRING RETURN	1
31	XDCZZ	42337	EA782-16701	..STOP SPRING	1
32	XDCZZ	42337	EA782-17001	..STUD ROLLER	1
33	XDCZZ	42337	EA782-15701	..ROLLER CAM	1
34	XDCZZ	42337	EH060-80000	..PLUG PIPE CRES	1
35	XDCZZ	42337	EH110-03196	..BUSHING LEVER SHAFT	1
36	XDCZZ	42337	EA781-13701	..HOUSING LIMIT SWITCH BRONZE	1

END OF FIGURE

170-1

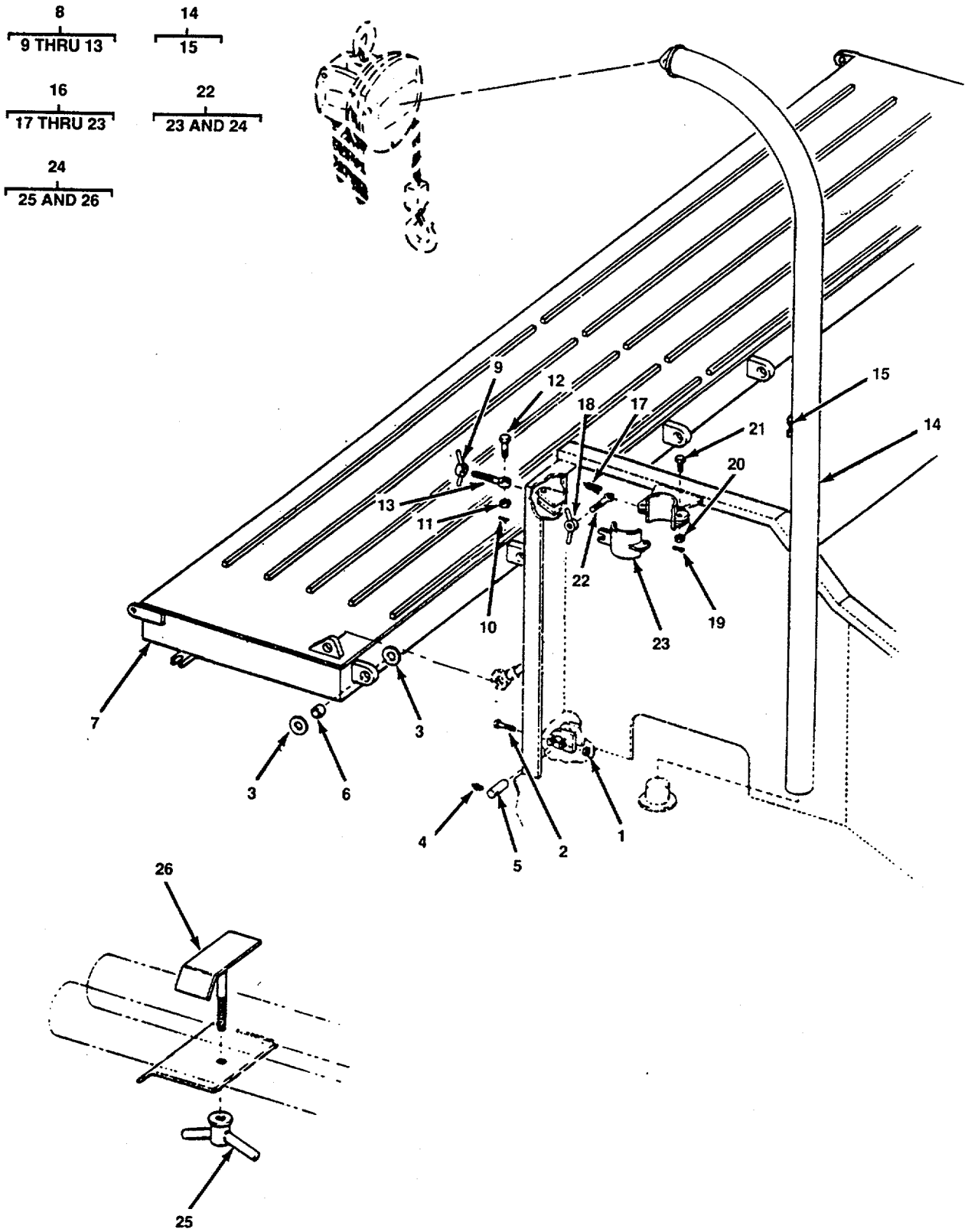


Figure 171. Stern Gate and Portable Debit.

SECTION II

TM 55-1905-220-20P

(1) ITEM NO	(2) SMR CODE	(3) CAGEC	(4) PART NUMBER	(5) DESCRIPTION AND USABLE ON CODES(UOC)	(6) QTY
				GROUP 04 STERN GATE AND PORTABLE DAVIT	
				FIG. 171 STERN GATE AND PORTABLE DAVIT	
4	PACZZ	36251	5099	.FITTING,LUBRICATION	1
9	XDCZZ	84575	3-2095-3/4INCH	.DOG WING HANDLE	1
10	PACZZ	96906	MS24665-391	.PIN,COTTER 1/8 X 1-1/2 INCHES	1
11	XDCZZ	96906	MS35692-60	.NUT,PLAIN,SLOTTED,H 3/4-10NC BRS	1
12	PACZZ	96906	MS35309-191	.SCREW,CAP,HEXAGON BRS 3/4-10 X 3	1
13	XDCZZ	80064	122-4661544PC50/ 51	.BOLT DOG 3/4-10NC	1
14	XDCZZ	80064	122-4661544DET9A	DAVIT.....	2
15	XDCZZ	80064	122-4661544-52	.CLEAT HORN 9-1/2 INCHES	1
16	XDCZZ	80064	122-4661544DET10 C	SUPPORT DAVIT UPPER	3
17	PACZZ	96906	MS24665-353	.PIN,COTTER	1
18	XDCZZ	84575	3-2095-5/8INCH	.HANDLE WING DOGBRASS	1
19	PACZZ	96906	MS24665-406	.PIN,COTTER 1/4 CRES	2
20	PACZZ	96906	MS35692-52	.NUT,PLAIN,SLOTTED,H SLOTTED BRASS	2
				5/8-11	
21	PACZZ	96906	MS35307-464	.SCREW,CAP,HEXAGON CRES 508-11 X 2.	2
22	XDCZZ	80064	122-4661544PC74/ 75	.BOLT DOG 5/8-11UNC	1
25	XDCZZ	84575	3-2095-3/4INCH	.HANDLE WING DOG	2
26	XDCZZ	80064	122-4661544-71-7 2	.BRACKET DAVIT STOWAGE	2

END OF FIGURE

171-1

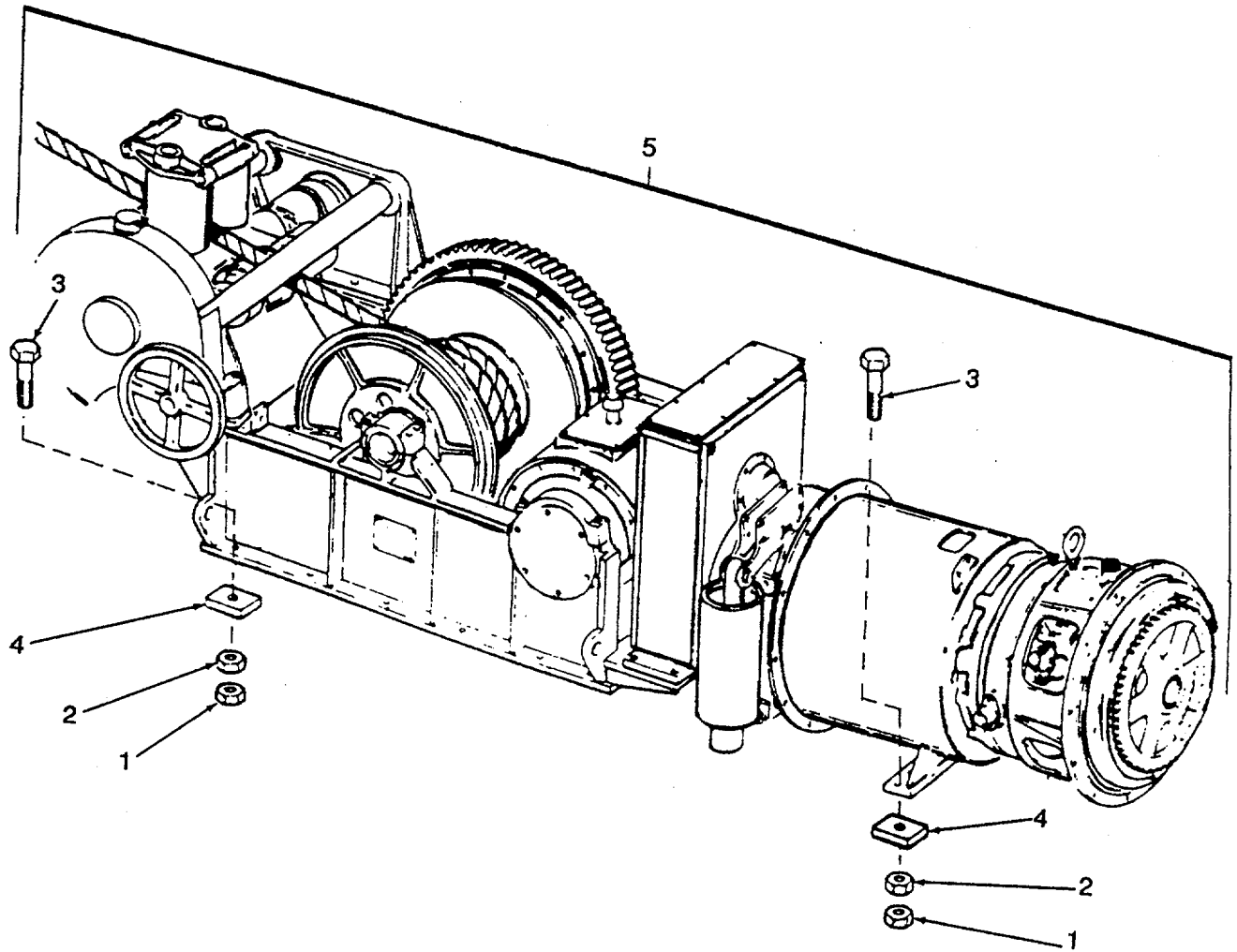


Figure 172. Anchor Winch Assembly.

SECTION II

TM 55-1905-220-20P

(1) ITEM NO	(2) SMR CODE	(3) CAGEC	(4) PART NUMBER	(5) DESCRIPTION AND USABLE ON CODES(UOC)	(6) QTY
				GROUP 05 ANCHOR HANDLING SYSTEM	
				FIG. 172 ANCHOR WINCH ASSEMBLY	
1	PACZZ	96906	MS35691-74	NUT,PLAIN,HEXAGON	12
2	PACZZ	96906	MS51967-30	NUT,PLAIN,HEXAGON	12
3	XDCZZ	96906	MS90725-238	SCREW CAP HEX HEAD	12

END OF FIGURE

172-1

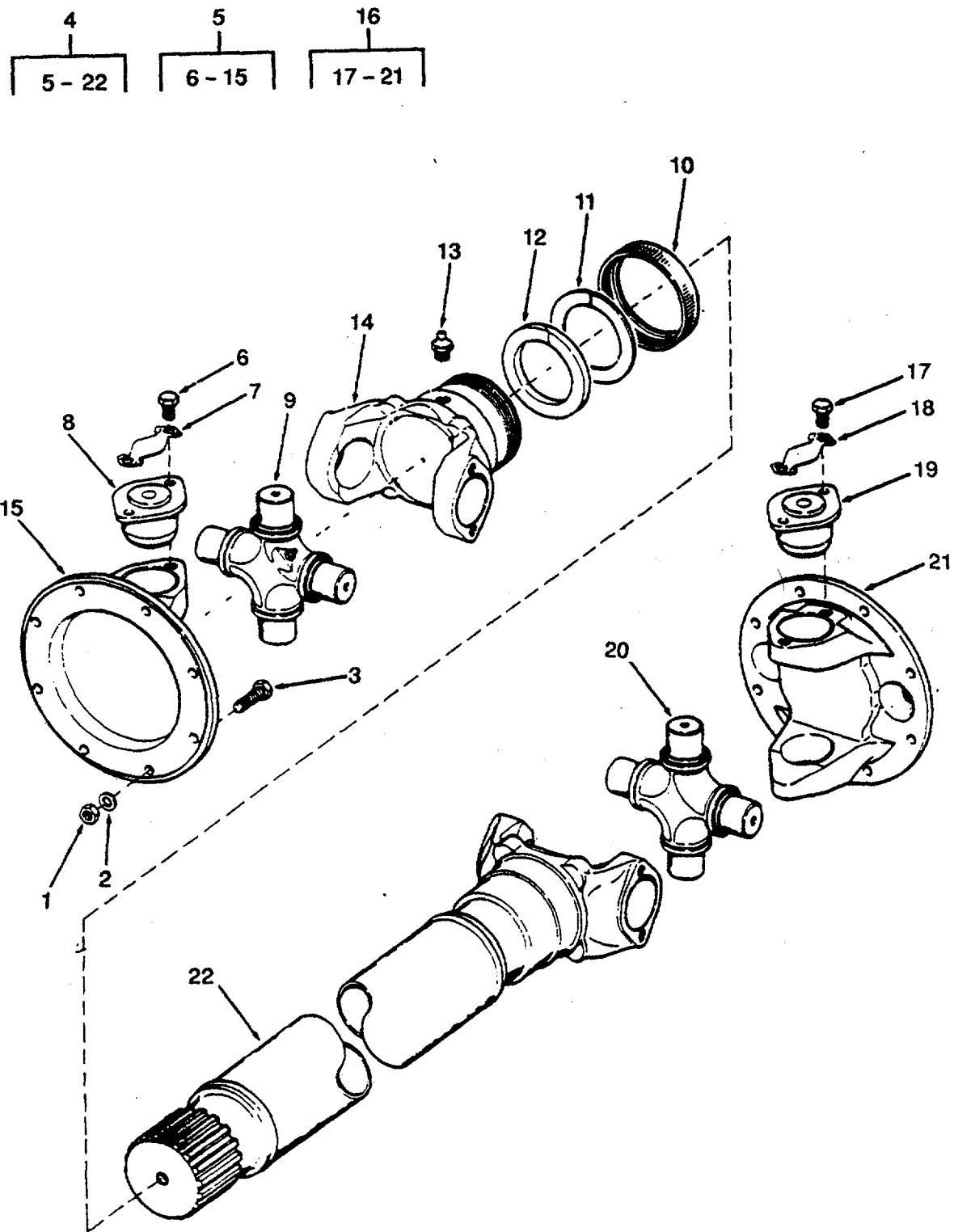


Figure 173. Anchor Winch Universal Joint Assembly.

SECTION II

TM 55-1905-220-20P

(1) ITEM NO	(2) SMR CODE	(3) CAGEC	(4) PART NUMBER	(5) DESCRIPTION AND USABLE ON CODES(UOC)	(6) QTY
				GROUP 05 ANCHOR HANDLING SYSTEM	
				FIG. 173 ANCHOR WINCH UNIVERSAL JOINT ASSEMBLY	
	XDCZZ	72447	912669-910	PROPELLER SHAFT ASS ASSEMBLY	1
1	PACZZ	96906	MS51967-B	.NUT,PLAIN.HEXAGON	8
2	PACZZ	96906	MS3533B-46	.WASHER.LOCK	8
3	XDCZZ	96906	MS90725-64	.SCREW,CAP,HEXAGON H	8
5	XDCZZ	95019	905937	..JOINT ASSEMBLY TYPE	1
13	PACZZ	96906	MS15003-2	...FITTING,LUBRICATION	1
16	XDCZZ	95019	905936	..JOINT ASSEMBLY TYPE	1

END OF FIGURE

173-1

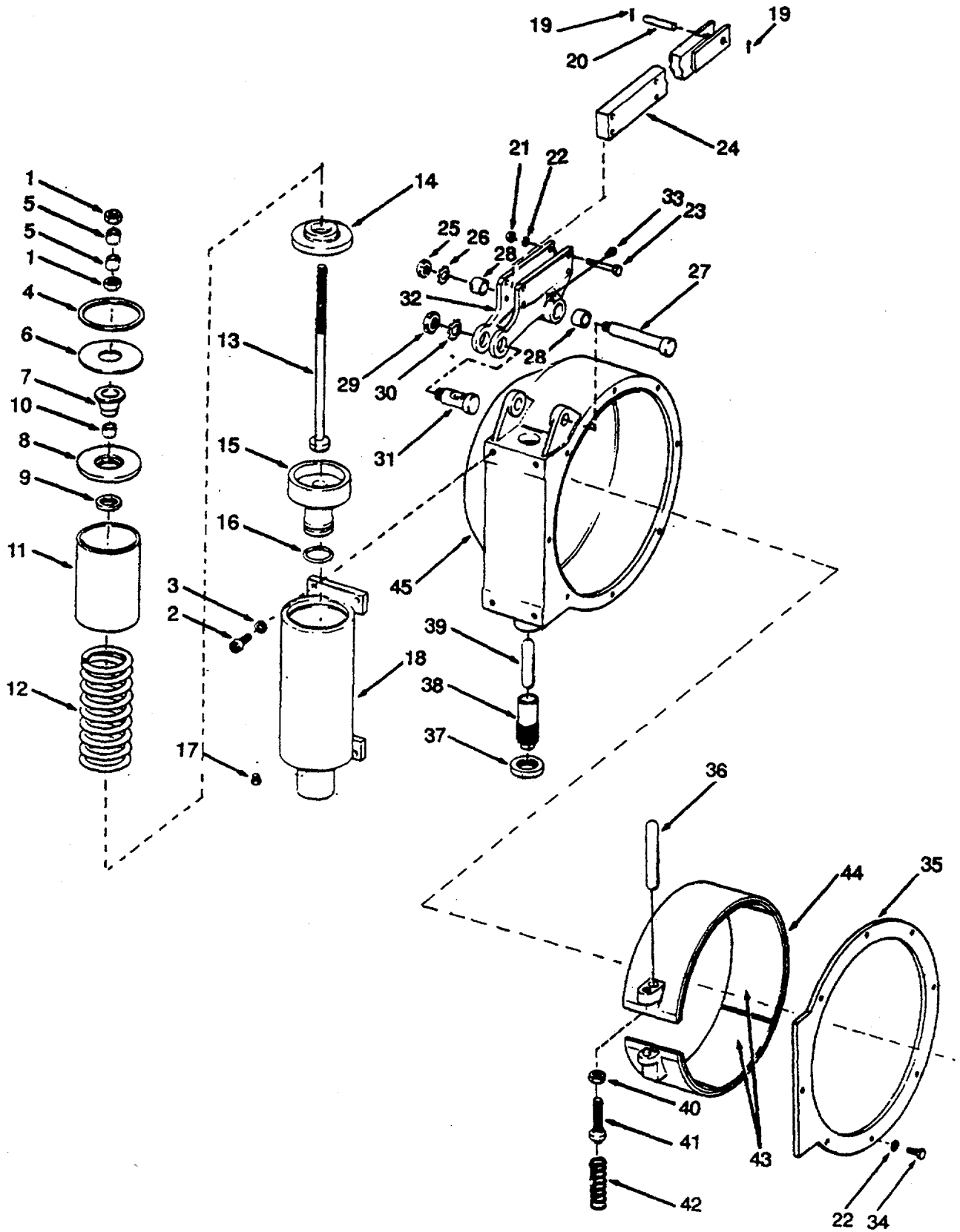


Figure 174. Anchor Winch Drive Brake.

(1) ITEM NO	(2) SMR CODE	(3) CAGEC	(4) PART NUMBER	(5) DESCRIPTION AND USABLE ON CODES(UOC)	(6) QTY
				GROUP 03 ANCHOR HANDLING SYSTEM DAVIT	
				FIG. 174 ANCHOR WINCH DRIVE BRAKE	
1	PACZZ	96906	MS35691-49	..NUT,PLAIN,HEXAGON	2
2	PACZZ	96906	MS16995-95	..SCREW,CAP,SOCKET HE HEAD	4
3	XDCZZ	96906	MS35338-48	..WASHER,LOCK Z 100 PSI	4
4	XDCZZ	59875	RRN-425	..RING,RETAINING	1
6	XDCZZ	55102	RC-2574	..WASHER,FLAT	1
7	PACZZ	55102	C-1579	..SLEEVE,SEAL,COUPLER NEOPRENE	1
9	PACZZ	55102	D-2940	..CLAMP SEAL	1
10	PACZZ	96906	MS17795-101	..BEARING,SLEEVE	1
16	PACZZ	88044	AN6227B29	..PACKING,PREFORMED	1
17	PACZZ	96906	MS20913-2	..PLUG,PIPE	1
19	PACZZ	96906	MS24665-351	..PIN,COTTER OUTSIDE HASP W/FIXED	2
				LIGHT STEEL.....	
20	XDCZZ	55102	D3-7971-2 3/8	..PIN LEVER CRES	1
21	PACZZ	96906	MS51967-8	..NUT,PLAIN,HEXAGON 45 OUTSIDE	4
				HASP STEEL.....	
22	PACZZ	96906	MS35338-46	..WASHER,LOCK	12
23	PACZZ	96906	MS90725-68	..SCREW,CAP,HEXAGON H OUTSIDE HASP	4
				6-DOG.....	
25	PACZZ	52676	N-04	..NUT,PLAIN,ROUND OUTSIDE HASP 6-	1
				DOG.....	
26	PACZZ	52676	W-04	..WASHER,KEY PIN	1
29	PACZZ	52676	N-05	..NUT,PLAIN,ROUND	1
30	PACZZ	52676	W-05	..WASHER,KEY	1
31	XDCZZ	55102	D-8996	..PIN LUG DOUBLE TOGGLE	1
33	PACZZ	96906	MS15006-1	..FITTING,LUBRICATI ON.....	1
34	PACZZ	96906	MS90725-60	..SCREW,CAP,HEXAGON H	8
36	XDCZZ	55102	C-11844	..PIN OPERATING DRIVE	1
37	PACZZ	55102	D-2982	..NUT LOCK ANCHOR PIN SIMILAR TO	1
				805-1624142.....	
39	XDCZZ	93694	C2-11844	..PIN ANCHOR DRIVE BRAKE	1
40	PACZZ	96906	MS35691-49	..NUT,PLAIN,HEXAGON	1
42	XDCZZ	71447	59	..SPRING,HELICAL,COMP	1
43	PACZZ	55102	C4124	..LINING,FRICTION	5

END OF FIGURE

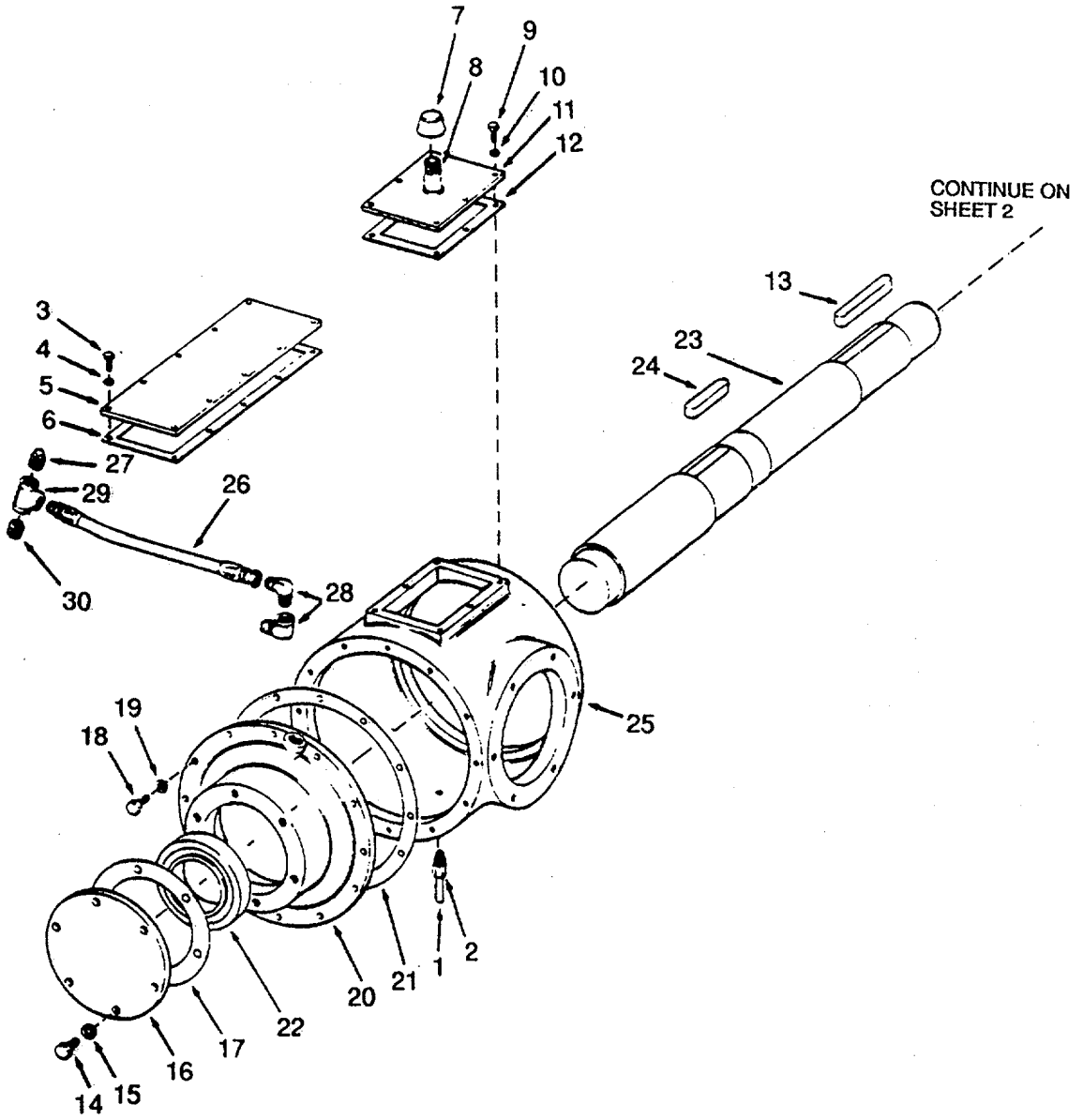


Figure 175. Anchor Winch Gear Drive Sheet 1 of 3).

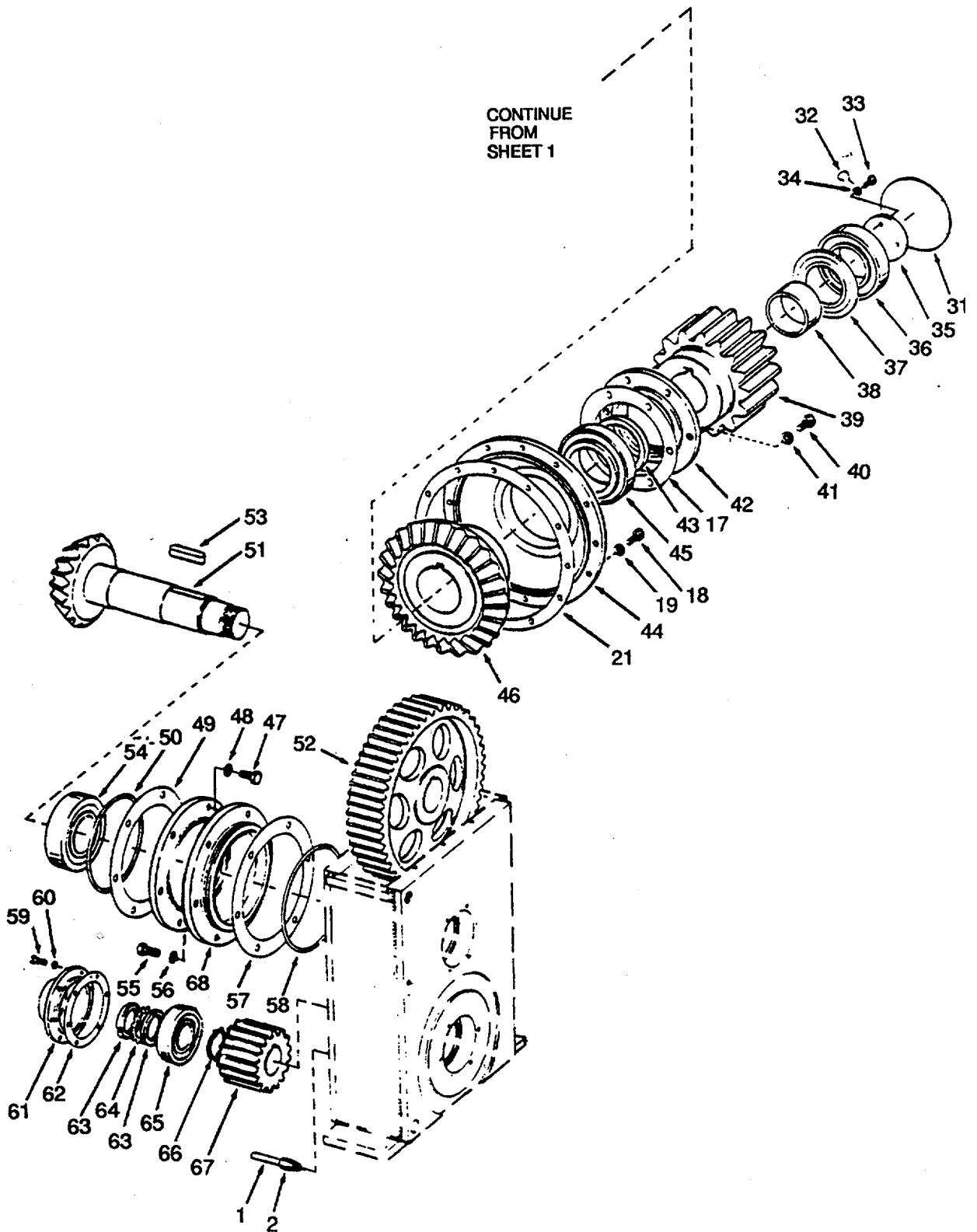


Figure 175. Anchor Winch Gear Drive (Sheet 2 of 3).

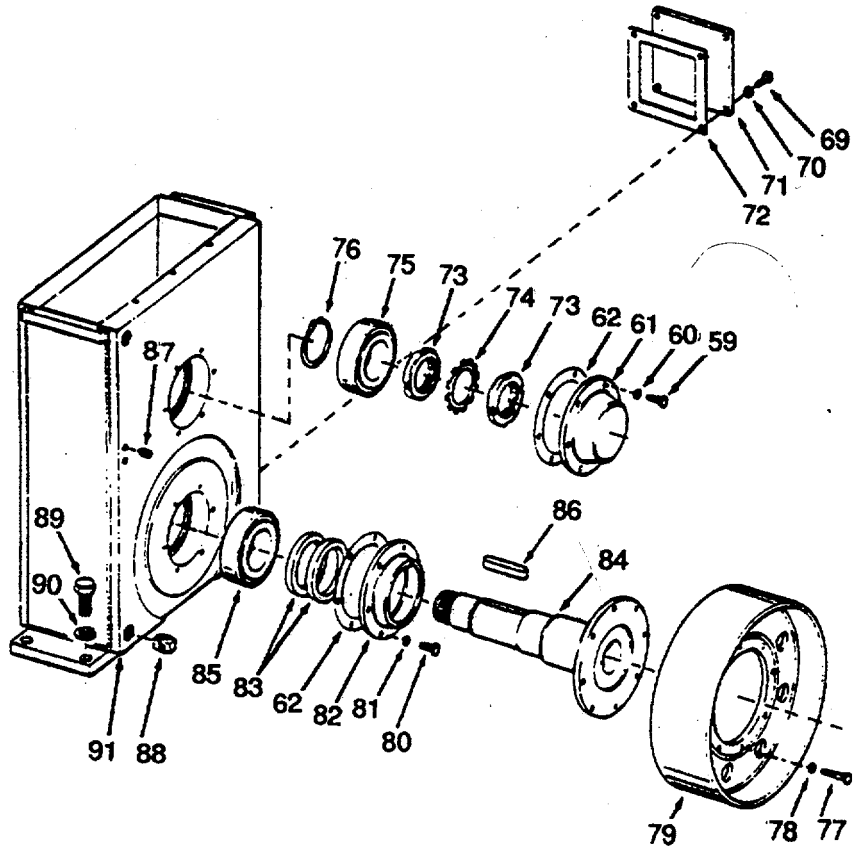


Figure 175. Anchor Winch Gear Drive (Sheet 3 of 3).

SECTION II

TM 55-1905-220-20P

(1) ITEM NO	(2) SMR CODE	(3) CAGEC	(4) PART NUMBER	(5) DESCRIPTION AND USABLE ON CODES(UOC)	(6) QTY
				GROUP 05	ANCHOR HANDLING SYSTEM
				FIG. 175	ANCHOR WINCH GEAR DRIVE
1	XDCZZ	55102	53130-49	TUBE SEAMLESS 1/2/DX20INLGX.035	1
				WALL THKNSS
2	XDOZH	96906	MS51819-9	ADAPTER,STRAIGHT,PI TUBE	2
3	PACZZ	96906	MS90725-60	SCREW,CAP,HEXAGON H	10
4	PACZZ	96906	MS35338-46	WASHER,LOCK	10
5	XDCZZ	55102	C-12260	COVER GEAR DRIVE ASSY	1
6	XDCZZ	55102	C-2540	GASKET COVER GEAR DRIVE ASSY	1
7	XDCZZ	00736	A-15347	BREATHER	1
8	PACZZ	81348	WWN351	NIPPLE,PIPE INCH	1
9	PACZZ	6906	MS90725-60	SCREW,CAP,HEXAGON H	6
10	PACZZ	96906	MS35338-46	WASHER,LOCK	6
11	XDCZZ	55102	C-11877	COVER GEAR DRIVE ASSY	1
12	XDCZZ	55102	C2-11877	GASKET	1
14	PACZZ	96906	MS90725-162	SCREW,CAP,HEXAGON H	6
15	XDCZZ	96906	MS35338-50	WASHER,LOCK	6
16	XDCZZ	55102	C-2530	COVER BEARING SYMBOL 300.2	1
18	XDCZZ	96906	MS90725-111	SCREW CAP HEX HEAD	24
19	XDCZZ	96906	MS35338-48	WASHER,LOCK	24
26	XDCZZ	30780	200601-12-12-12-16	HOSE ASSY GEAR DRIVE ASSY	1
27	PACZZ	96906	MS20913-6S	PLUG,PIPE HEAD	1
28	XDCZZ	55102	5557140	ELBOW SYMBOL 161.3	2
29	XDCZZ	55102	5559925-050	TEE PIPE FEMALE 3/4 SYMBOL 191.2	1
				BLINKER LIGHT
30	XDCZZ	87373	0103-12-12	ADAPTER,STRAIGHT,PI	1
31	XDCZZ	55102	D-9472	COVER BEARING SEAL	1
32	XDCZZ	55102	53130-51	WIRE SAFETY	1
33	PACZZ	96906	MS90725-60	SCREW,CAP,HEXAGON H	3
34	PACZZ	96906	MS35338-46	WASHER,LOCK	3
35	XDCZZ	55102	D-9471	COVER BEARING RETAINING	1
40	PACZZ	96906	MS90725-162	SCREW,CAP,HEXAGON	6
41	XDCZZ	96906	MS35338-50	WASHER,LOCK	6
42	XDCZZ	55102	C-2531	COVER BEARING CARRIER	1
47	PACZZ	96906	MS90725-162	SCREW,CAP,HEXAGON	6
48	XDCZZ	96906	MS35338-50	WASHER,LOCK	6
53	XDCZZ	55102	D-9468	KEY BEVEL PINION GEAR SQUARE	1
				ROUND ENDS
55	PACZZ	96906	MS90725-162	SCREW,CAP,HEXAGON	6
56	XDCZZ	96906	MS35338-50	WASHER,LOCK	6
59	PACZZ	96906	MS90725-60	SCREW,CAP,HEXAGON H	12
60	PACZZ	96906	MS35338-46	WASHER,LOCK	12
61	XDCZZ	55102	C-5163	COVER BEARING	2
62	XDCZZ	55102	D-1904	GASKET BEARING COVER	3
63	PACZZ	52676	N-11	NUT,PLAIN,ROUND	2
64	PACZZ	52676	W-11	WASHER,KEY	1
69	PACZZ	96906	MS90725-60	SCREW,CAP,HEXAGON H	4
70	PACZZ	96906	MS35338-46	WASHER,LOCK SYMBOL 183.1	4
71	XDCZZ	55102	C-11878	PARTS KIT,TUBE,FUEL SIDE	1

SECTION II

TM 55-1905-220-20P

(1) ITEM NO	(2) SMR CODE	(3) CAGEC	(4) PART NUMBER	(5) DESCRIPTION AND USABLE ON CODES(UOC)	(6) QTY
72	XDCZZ	55102	C2-11878	GASKET SYMBOL 206.1	1
73	PACZZ	96906	MS19068-131	NUT,PLAIN,ROUND PINION	2
74	PACZZ	98016	W-13	WASHER,KEY PINION	1
76	XDCZZ	59875	RST 300	RING SNAP SYMBOL 192.1 TASK LIGHT	1
78	PACZZ	96906	MS35338-46	WASHER,LOCK.	8
79	XDCZZ	55102	B10726	WHEEL BRAKE	1
80	PACZZ	96906	MS90725-60	SCREW,CAP,HEXAGON H	6
81	PACZZ	96906	MS35338-46	WASHER,LOCK	6
82	XDCZZ	55102	C-2504	COVER SHAFT SEAL	1
86	XDCZZ	55102	5559909-345A	KEY WOODRUFF	1
87	PACZZ	96906	MS20913-2S	PLUG,PIPE HEAD	2
88	PACZZ	96906	MS20913-8S	PLUG,PIPE HEAD	1
89	PACZZ	96906	MS90725-186	SCREW,CAP,HEXAGON H	4
90	PACZZ	96906	MS35338-51	WASHER,LOCK SYMBOL 200.2	4

END OF FIGURE

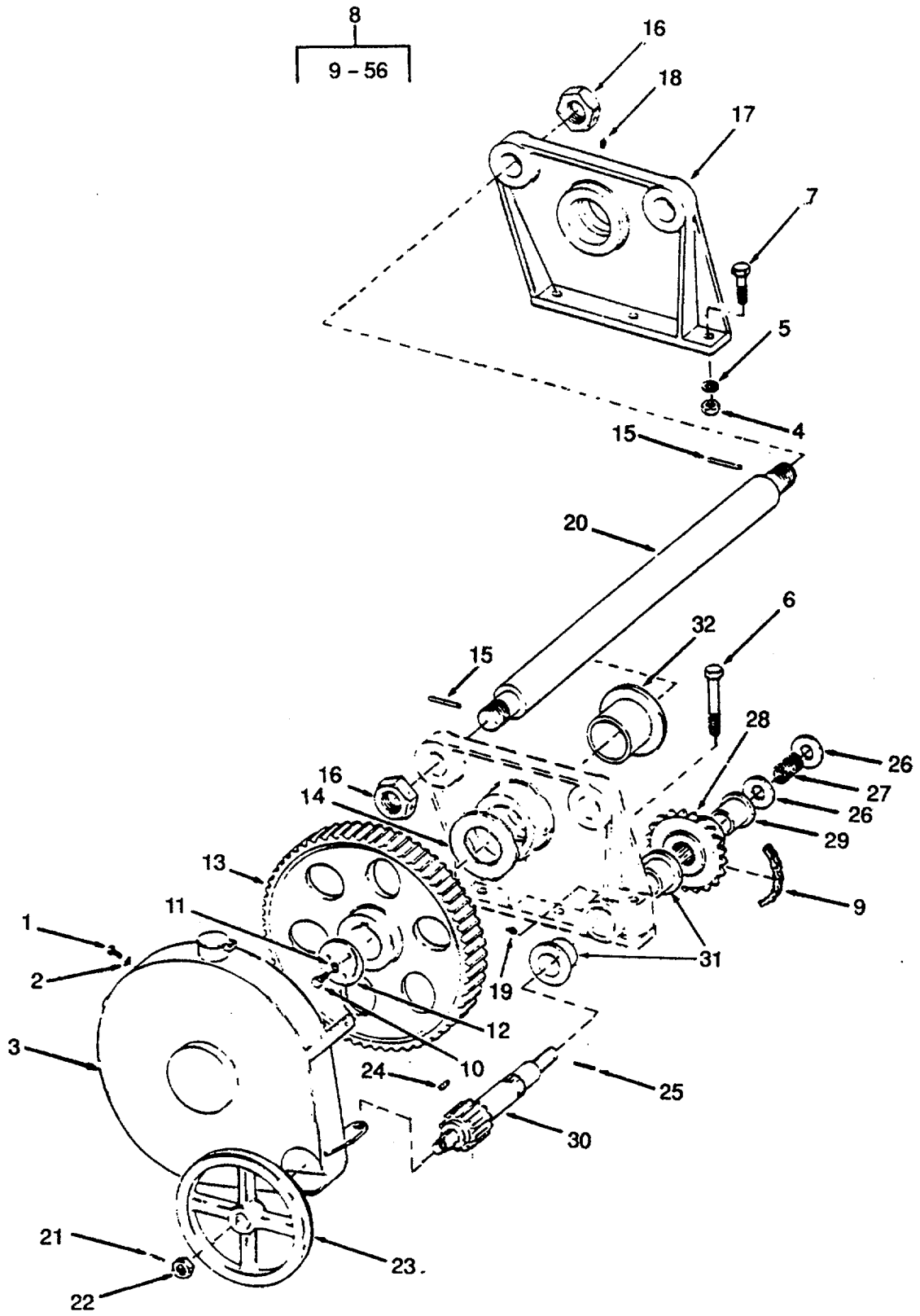


Figure 176. Level Wind Assembly and Guard (Sheet 1 of 2).

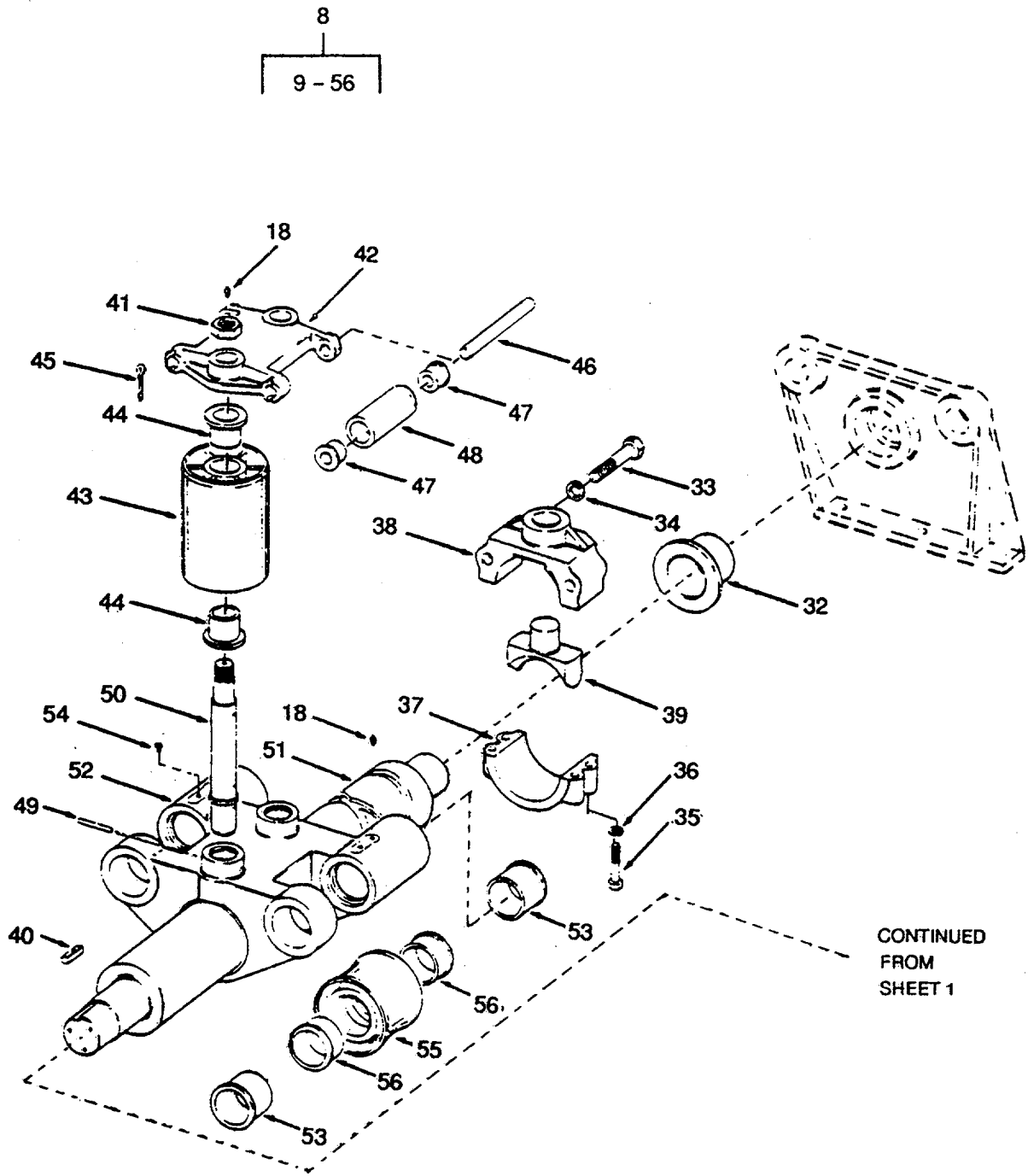


Figure 176. Level Wind Assembly and Guard (Sheet 2 of 2).

SECTION II

TM 55-1905-220-20P

(1) ITEM NO	(2) SMR CODE	(3) CAGEC	(4) PART NUMBER	(5) DESCRIPTION AND USABLE ON CO DES(UOC)	(6) QTY
GROUP 05 ANCHOR HANDLING SYSTEM					
FIG. 176 LEVEL WIND ASSEMBLY AND GUARD					
1	XDCZZ	96906	MS90725-59	SCREW,CAP,HEXAGON	4
2	PACZZ	96906	MS35338-46	WASHER,LOCK4
4	PACZZ	96906	MS51967-27	NUT,PLAIN,HEXAGON NCH TYPE 16
5	PACZZ	96906	MS35338-52	WASHER,LOCK6
6	PACZZ	96906	MS90725-222	SCREW,CAP,HEXAGON H	1
7	XDCZZ	96906	MS90725-212	SCREW CAP HEX HEAD	5
9	PACZZ	71041	100	CHAIN,ROLLER 1 1/4 PITCH 82 1-21
				INCH 66 PITCHES.	
10	XDCZZ	96906	MS90725-111	SCREW CAP HEX HEAD	3
11	XDCZZ	96906	MS35338-48	WASHER,LOCK	3
14	XDCZZ	55102	D-1918	BEARING,WASHER THRUST,GEAR	1
				SQUARE ROUND ENDS	
15	PACZZ	00287	1-4X3 3-8MBS	PIN,STRAIGHT X 3 INCH LG	4
16	XDCZZ	55102	5559908-035	NUT HEX JAM 2-12 UNF STEEL GRADE	4
				5.....	
18	PACZZ	96906	MS15006-1	FITTING,LUBRICATION	5
19	PACZZ	96906	MS15006-3	FITTING,LUBRICATION	2
21	PACZZ	96906	MS16555-33	PIN,STRAIGHT HEADLESS	1
22	PACZZ	96906	MS35691-73	NUT,PLAIN,HEXAGON	1
24	XDCZZ	55102	5559909-160C	KEY HANDWHEEL SQUARE ROUND ENDS	1
26	PACZZ	96906	MS27183-29	WASHER,FLAT2
27	XOCZZ	71447	74	SPRING,HELICAL,COMP	1
29	PACZZ	96906	MS17796-134	BEARING,SLEEVE SHAFT	1
31	PACZZ	55102	D1915	BEARING,SLEEVE SHAFT	2
32	XDCZZ	55102	D1919	BUSHING,SLEEVE	2
33	XDCZZ	96906	MS90725-243	SCREW CAP HEX HEAD	2
34	PACZZ	96906	MS35338-53	WASHER,LOCK	2
35	PACZZ	96906	MS90725-192	SCREW,CAP,HEXAGON H -POST	4
36	PACZZ	96906	MS35338-51	WASHER,LOCK	4
41	PACZZ	96906	MS35691-105	NUT,PLAIN,HEXAGON	2
45	PACZZ	96906	MS24665-642	PIN,COTTER	4
49	XDCZZ	96906	MS39086-193	PIN,SPRING	1
54	PACZZ	95879	317400	VALVE,SAFETY RELIEF	2

END OF FIGURE

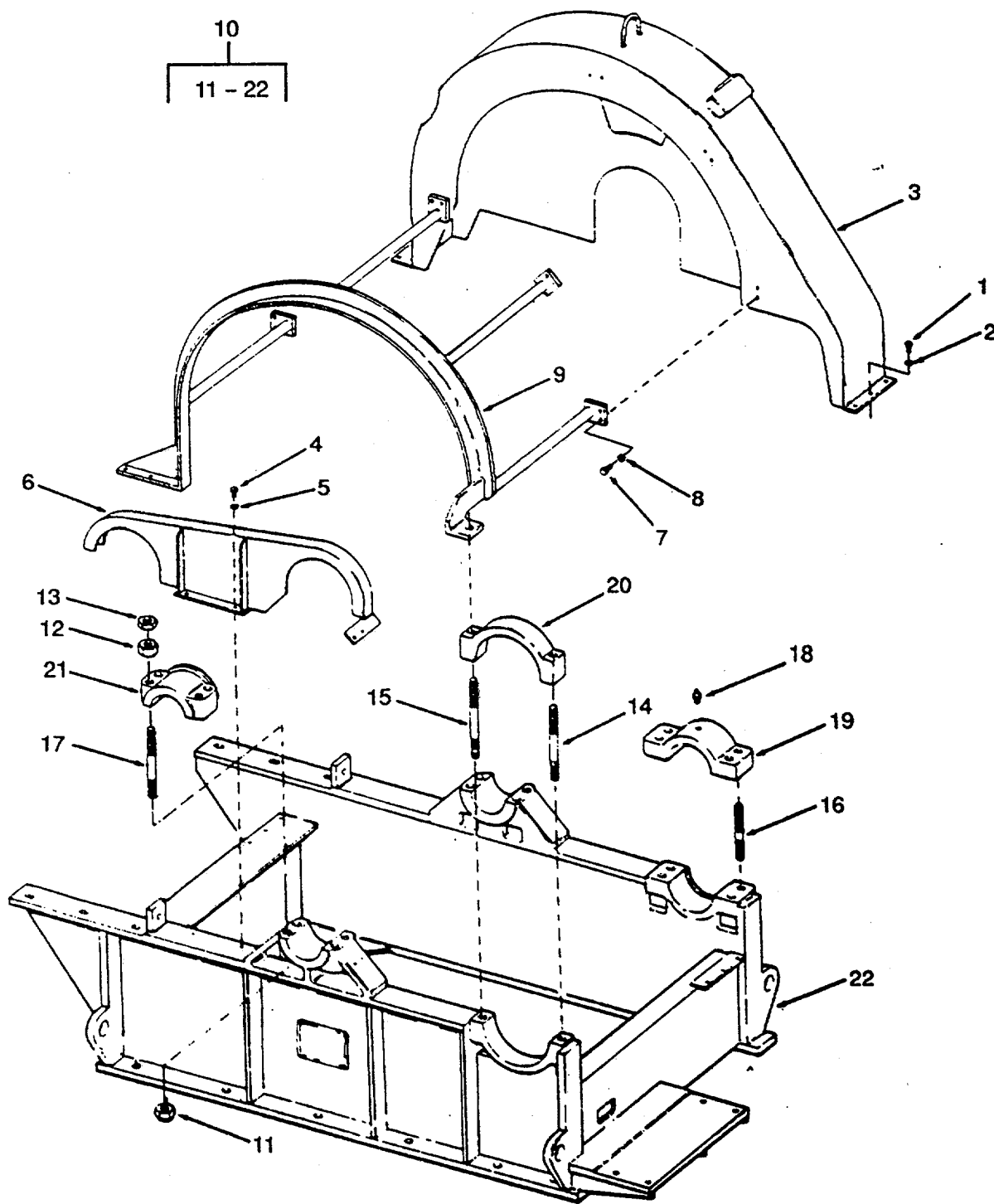


Figure 177. Anchor Winch Gear Guard and Frame.

SECTION II

TM 55-1905-220-20P

(1) ITEM NO	(2) SMR CODE	(3) CAGEC	(4) PART NUMBER	(5) DESCRIPTION AND USABLE ON CODES(UOC)	(6) QTY
				GROUP 05	ANCHOR HANDLING SYSTEM
				FIG. 177	ANCHOR WINCH GEAR GUARD AND FRAME
1	PACZZ	96906	MS90725-60	SCREW.CAP.HEXAGON H	6
2	PACZZ	96906	MS35338-46	WASHER.LOCK6
4	XDCZZ	96906	MS90725-59	SCREW.CAP.HEXAGON	2
5	PACZZ	96906	MS35338-46	WASHER,LOCK2
7	XDCZZ	96906	MS90725-61	SCREW CAP HEX HEAD	10
8	PACZZ	96906	MS35338-46	WASHER,LOCK	10
18	PACZZ	96906	MS15003-1	FITTING.LUBRICATION	1
21	PCCZZ	72582	5575086	GASKET	1

END OF FIGURE

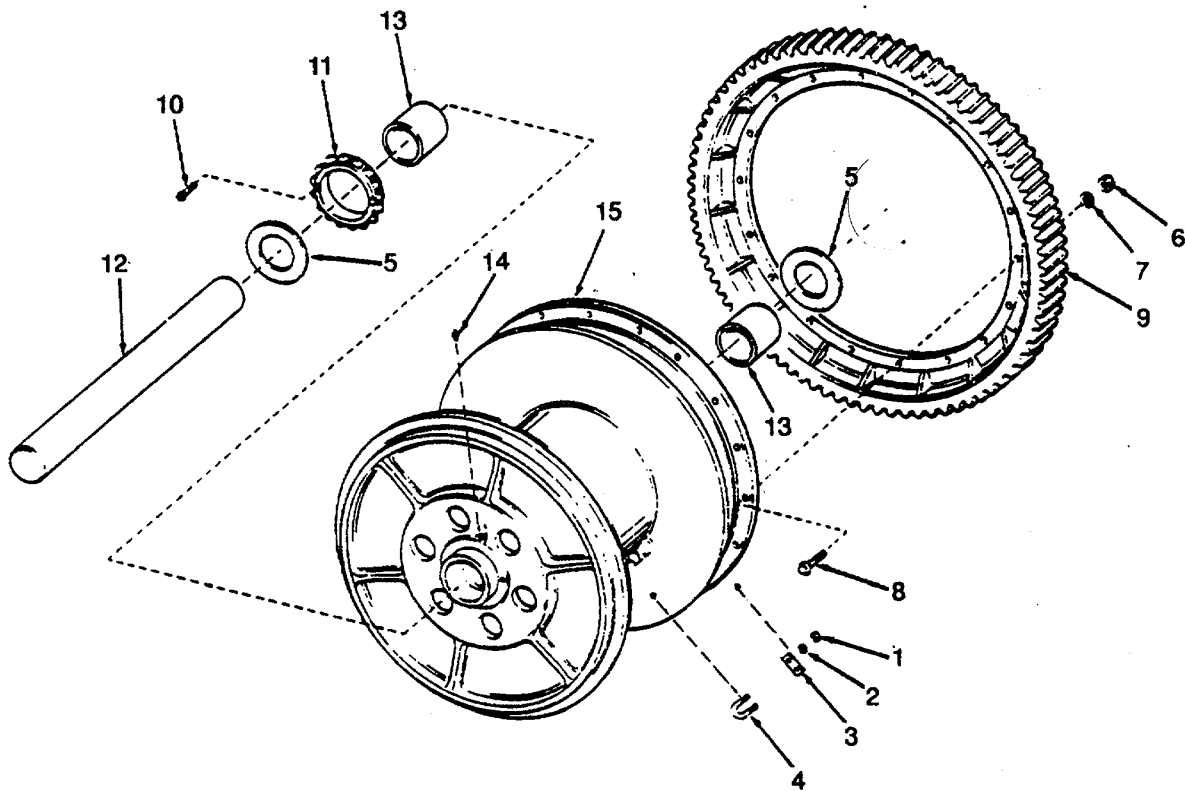


Figure 178. Anchor Winch Drum Assembly.

SECTION II

TM 55-1905-220-20P

(1) ITEM NO	(2) SMR CODE	(3) CAGEC	(4) PART NUMBER	(5) DESCRIPTION AND USABLE ON CODES(UOC)	(6) QTY
				GROUP 05	ANCHOR HANDLING SYSTEM
				FIG. 178	ANCHOR WINCH DRUM ASSEMBLY
				DRUM ASSY CABLE FOR	1
1	PACZZ	96906	MS51967-20	NUT,PLAIN,HEXAGON	2
2	XDCZZ	96906	MS35338-50	WASHER,LOCK2
4	XDCZZ	55102	B2-7309	U-BOLT	1
6	PACZZ	96906	MS51967-26	NUT,PLAIN,HEXAGON	18
7	PACZZ	96906	MS35338-52	WASHER,LOCK	18
8	XDCZZ	55102	5553697	BOLT,MACHINE	18
10	PACZZ	96906	MS16995-86	SCREW,CAP,SOCKET HEAD	2
14	PACZZ	96906	MS15006-1	FITTING,LUBRICATION	2

END OF FIGURE

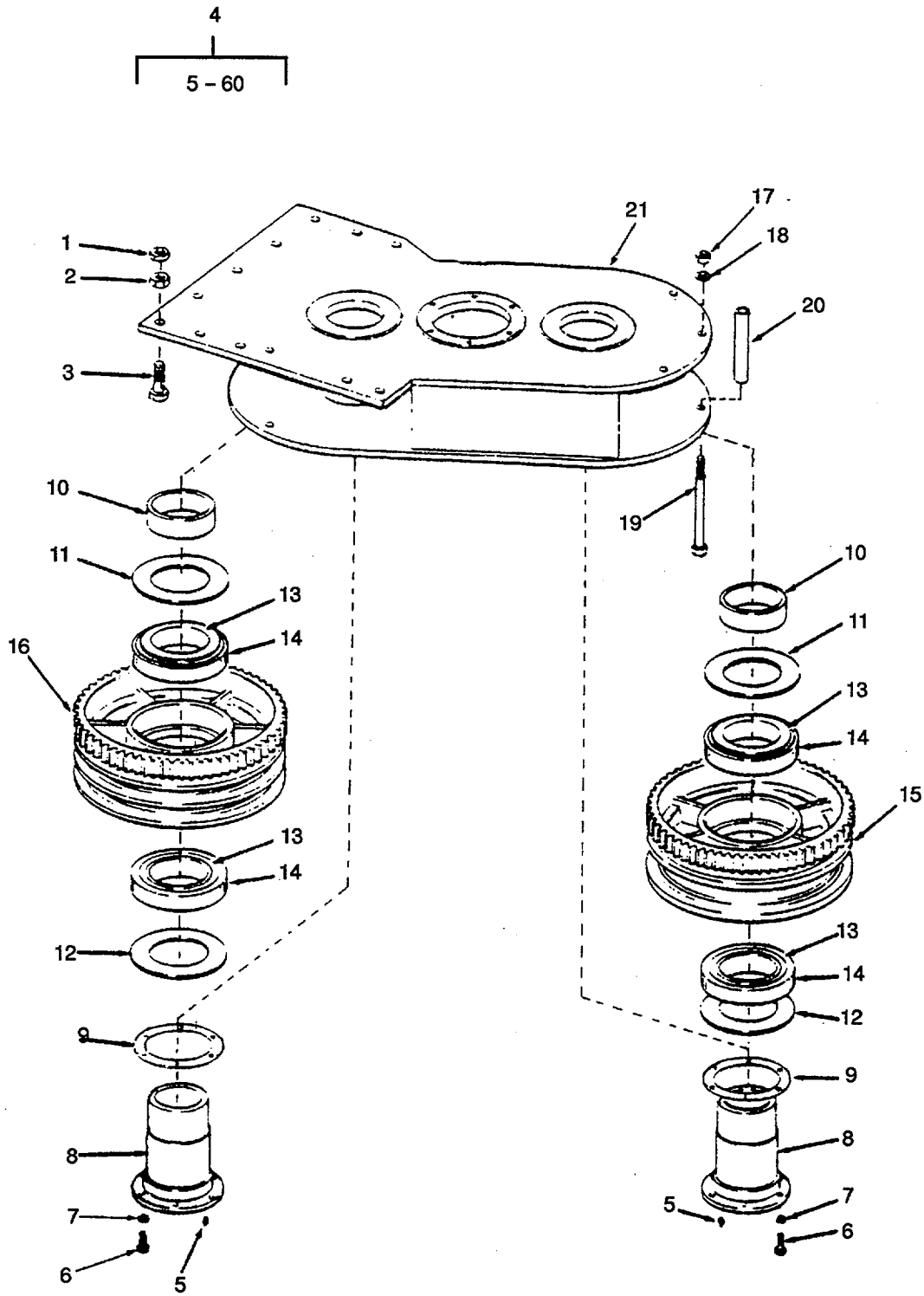


Figure 179. Anchor Winch Slack Puller (Sheet 1 of 2).

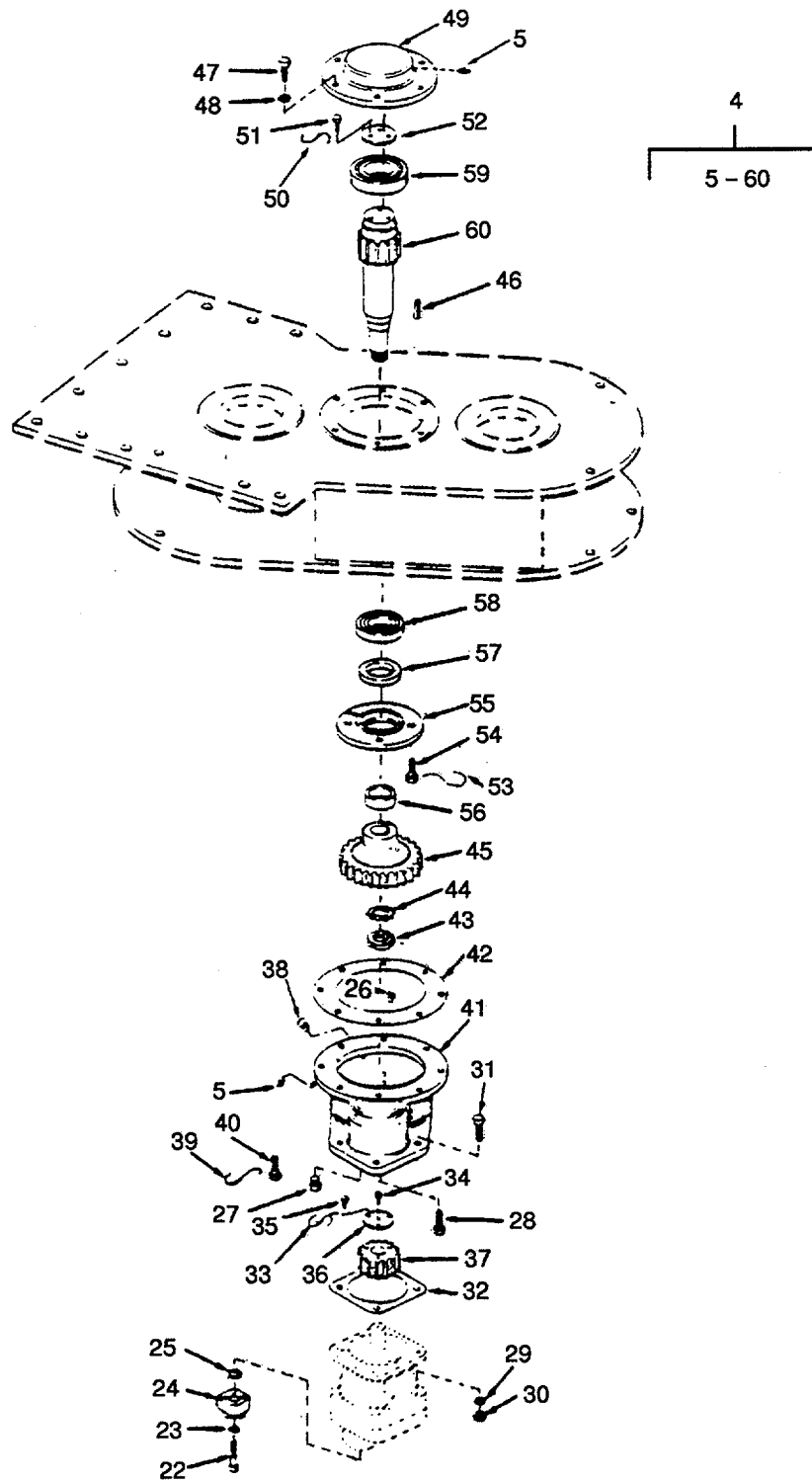


Figure 179. Anchor Winch Slack Puller (Sheet 2 of 2).

SECTION II

TM 55-1905-220-20P

(1) ITEM NO	(2) SMR CODE	(3) CAGEC	(4) PART NUMBER	(5) DESCRIPTION AND USABLE ON CODES(UOC)	(6) QTY
				GROUP 05	ANCHOR HANDLING SYSTEM
				FIG. 179	ANCHOR WINCH SLACK PULLER
1	PACZZ	96906	MS35691-74	NUT,PLAIN,HEXAGON	11
2	PACZZ	96906	MS51967-30	NUT,PLAIN,HEXAGON	11
3	XDCZZ	96906	MS90725-234	SCREW,CAP,HEXAGON H	11
5	PACZZ	96906	MS15006-1	FITTING,LUBRICATION	4
22	PACZZ	96906	MS16997-126	SCREW,CAP,SOCKET HEAD	8
23	PACZZ	96906	MS35338-47	WASHER,LOCK	1
25	PACZZ	88044	AN6227B-27	PACKING,PREFORMED	2
26	PACZZ	96906	MS20913-2S	PLUG,PIPE	2
27	PACZZ	96906	MS20913-4S	PLUG,PIPE	1
28	XDCZZ	96906	MS90725-111	SCREW CAP HEX HEAD	1
29	PACZZ	96906	MS35338-42	WASHER,LOCK	4
30	PACZZ	96906	MS51967-14	NUT,PLAIN,HEXAGON	3
31	XDCZZ	96906	MS90725-114	SCREW CAP HEX HEAD	3
32	XDCZZ	55102	D-9501	GASKET MOTOR MOUNTING	1
33	XDCZZ	55102	5568184	WIRE LOCK	1
34	XDCZZ	96906	MS90725-58	SCREW,CAP,HEXAGON H	1
35	PACZZ	96906	MS90725-6	SCREW,CAP,HEXAGON H	3

END OF FIGURE

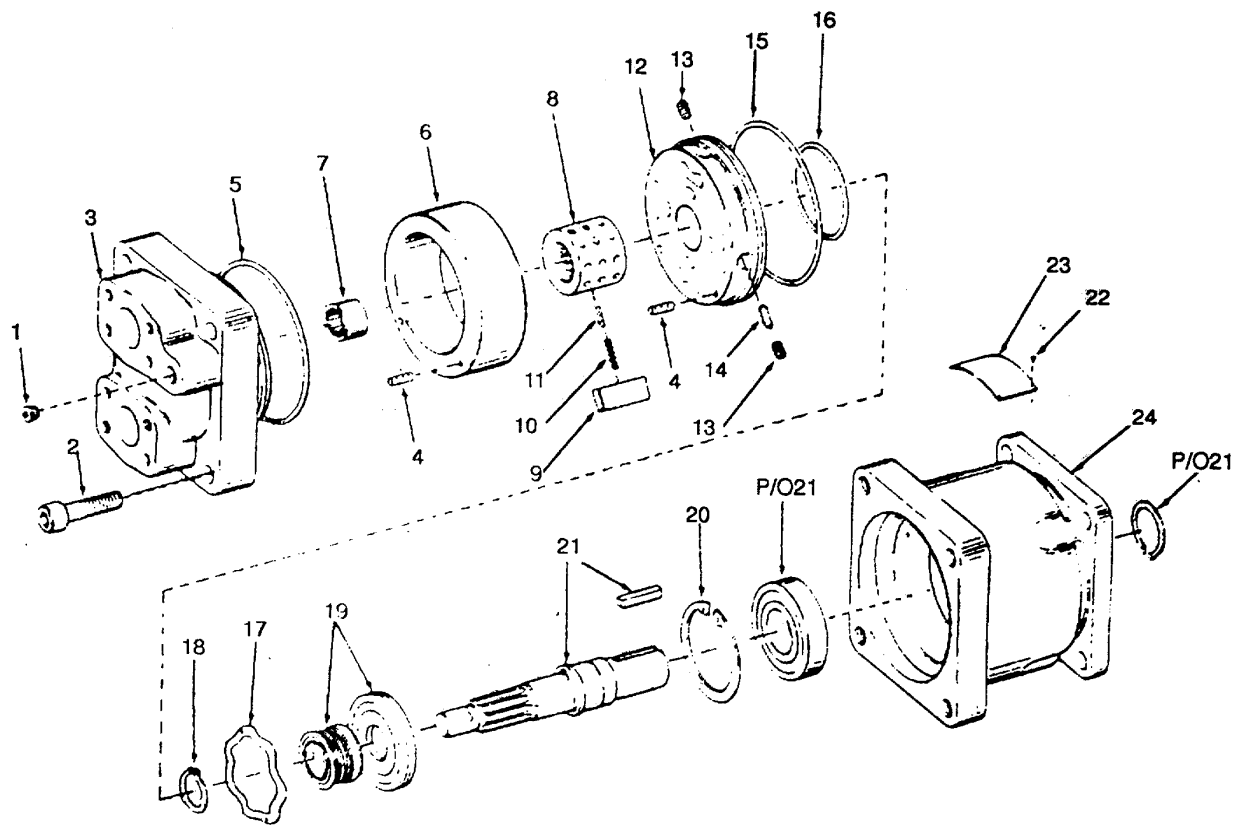


Figure 180. Slack Puller Hydraulic Motor.

SECTION II

TM 55-1905-220-20P

(1) ITEM NO	(2) SMR CODE	(3) CAGEC	(4) PART NUMBER	(5) DESCRIPTION AND USABLE ON CODES(UOC)	(6) QTY
				GROUP 05 ANCHOR HANDLING SYSTEM	
				FIG. 180 SLACK PULLER HYDRAULIC MOTOR	
	XDCHF	16954	M4D-088-IN00-B10 2	MOTOR, HYDRAULIC YANK TYPE FLANGE MOUNTED (1719 POUND-INCHES MAXIMUM TORQUE AT 2000 PSI, 1-1/4 INCH DIAMETER SHAFT)	1
1	XDCZZ	16954	449-00571	PLUG HYDRAULIC MOTOR	1

END OF FIGURE

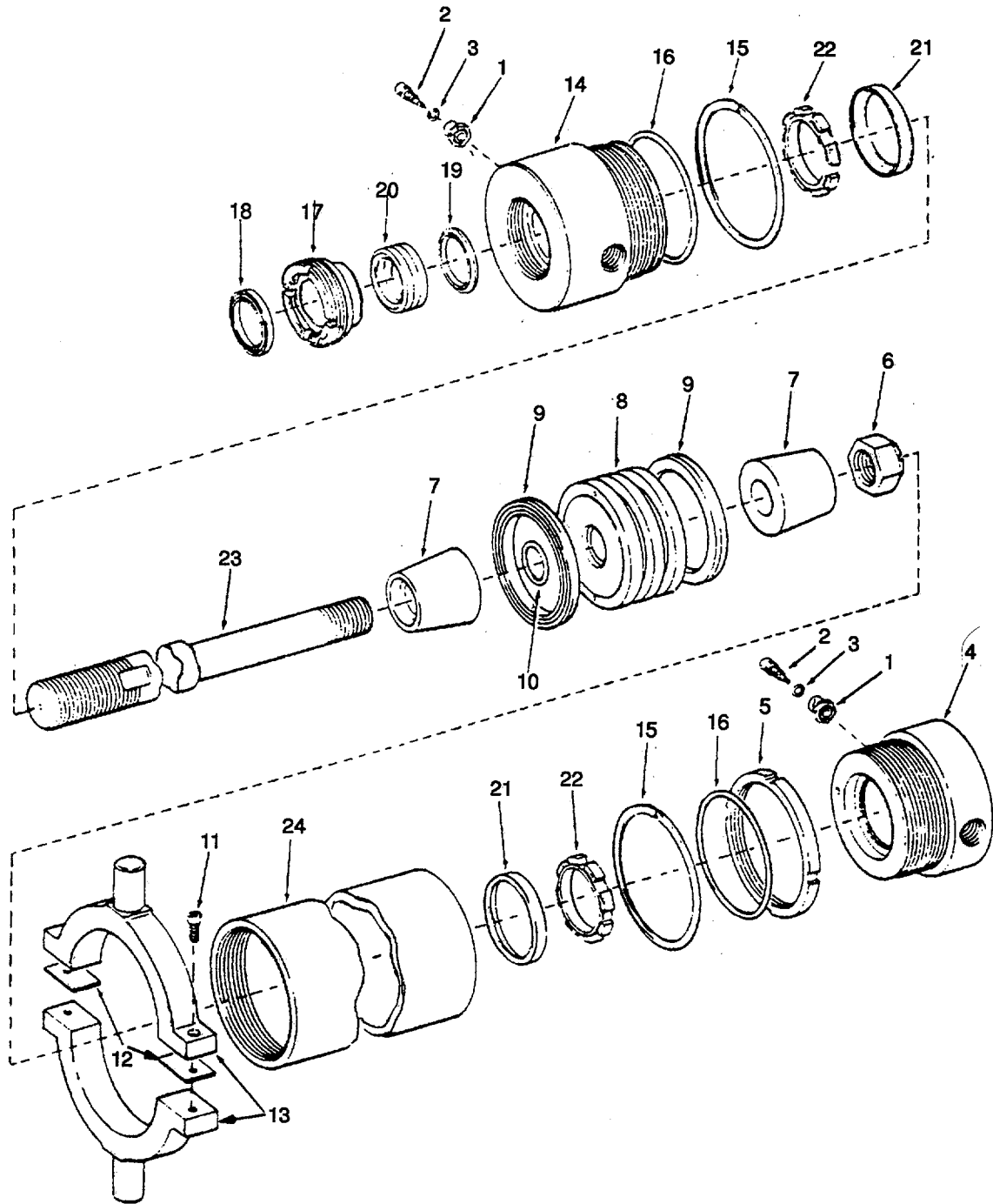


Figure 181. Clutch Hydraulic Cylinder.

SECTION II

TM 55-1905-220-20P

(1) ITEM NO	(2) SMR CODE	(3) CAGEC	(4) PART NUMBER	(5) DESCRIPTION AND USABLE ON CODES(UOC)	(6) QTY
				GROUP 05	ANCHOR HANDLING SYSTEM
				FIG. 181	CLUTCH HYDRAULIC CYLINDER
1	XDCZZ	60285	SM-96-1	NUT HEAD	2
2	XDCZZ	60285	SM-95-1	SCREW CYLINDER HEAD	2
3	XDCZZ	60285	5040-2	PACKING,PREFORMED	2
5	XDCZZ	60285	SM-75-4	NUT	1
6	XDCZZ	56028	55060-1/2	NUT	1
7	XDCZZ	60285	LSM-93-3	COLLAR,PISTON ROD	2
8	PACZZ	60285	SM-2-553-U	PISTON,HYDRAULIC C YLINDER	1
9	PACZZ	60285	5080-30	PACKING,PREFORMED	2
10	PACZZ	60285	5245-8	PACKING,PREFORMED	1
11	PACZZ	96906	MS16998-75	SCREW,CAP,SOCKET	2
12	XDCZZ	60285	SM-85-3-B	SHIM	2
13	XDCZZ	60285	SM-2-584-M	TRUNNION,HYDRAULIC CYLINDER1
14	XDCZZ	60285	SM3-2-551C	HEAD ROD,HYDRAULIC CYLINDER1
15	PACZZ	96906	MS35338-46	WASHER,LOCK2
16	PACZZ	60285	5054-6-A	GASKET	2
17	PACZZ	60285	SM-81-4-A	NUT,PACKING	1
18	XDCZZ	60285	5030-3/4	WIPER,ROD	1
19	PACZZ	60285	SM-77-3-B	RETAINER,PACKING	1
20	PACZZ	60285	5070-16	PACKING ROD	3
21	XDCZZ	60285	LSM-92-3-1-B	SLEEVE,CYLINDER HEA	2
22	XDCZZ	60285	LSM-92-3-2	RETAINER,PISTON ROD	2
23	XDCZZ	60285	TA82EBKIOA028	ROD,PISTON	1
24	XDCZZ	60285	SM5-2-557	BODY CYLINDER	1

END OF FIGURE

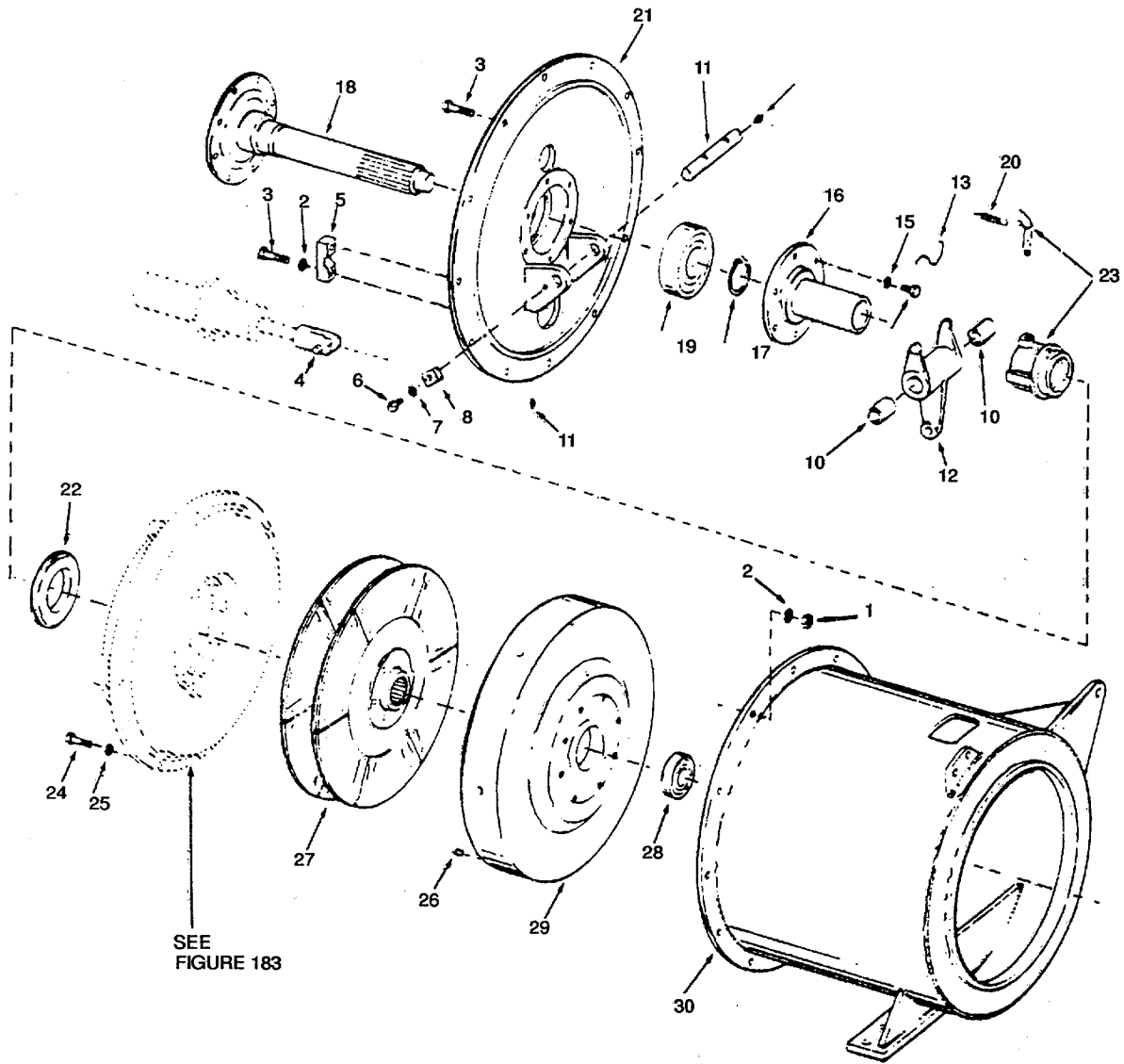


Figure 182. Disconnect Clutch.

	SECTION II	TM 55-1905-220-20P			
(1)	(2)	(3)	(4)	(5)	(6)
ITEM	SMR		PART		
NO	CODE	CAGEC	NUMBER	DESCRIPTION AND USABLE ON CODES(UOC)	QTY

GROUP 05 ANCHOR HANDLING SYSTEM

FIG. 182 DISCONNECT CLUTCH

11	PACZZ	96906	MS15006-1	FITTING,LUBRICATION	2
----	-------	-------	-----------	---------------------------	---

END OF FIGURE

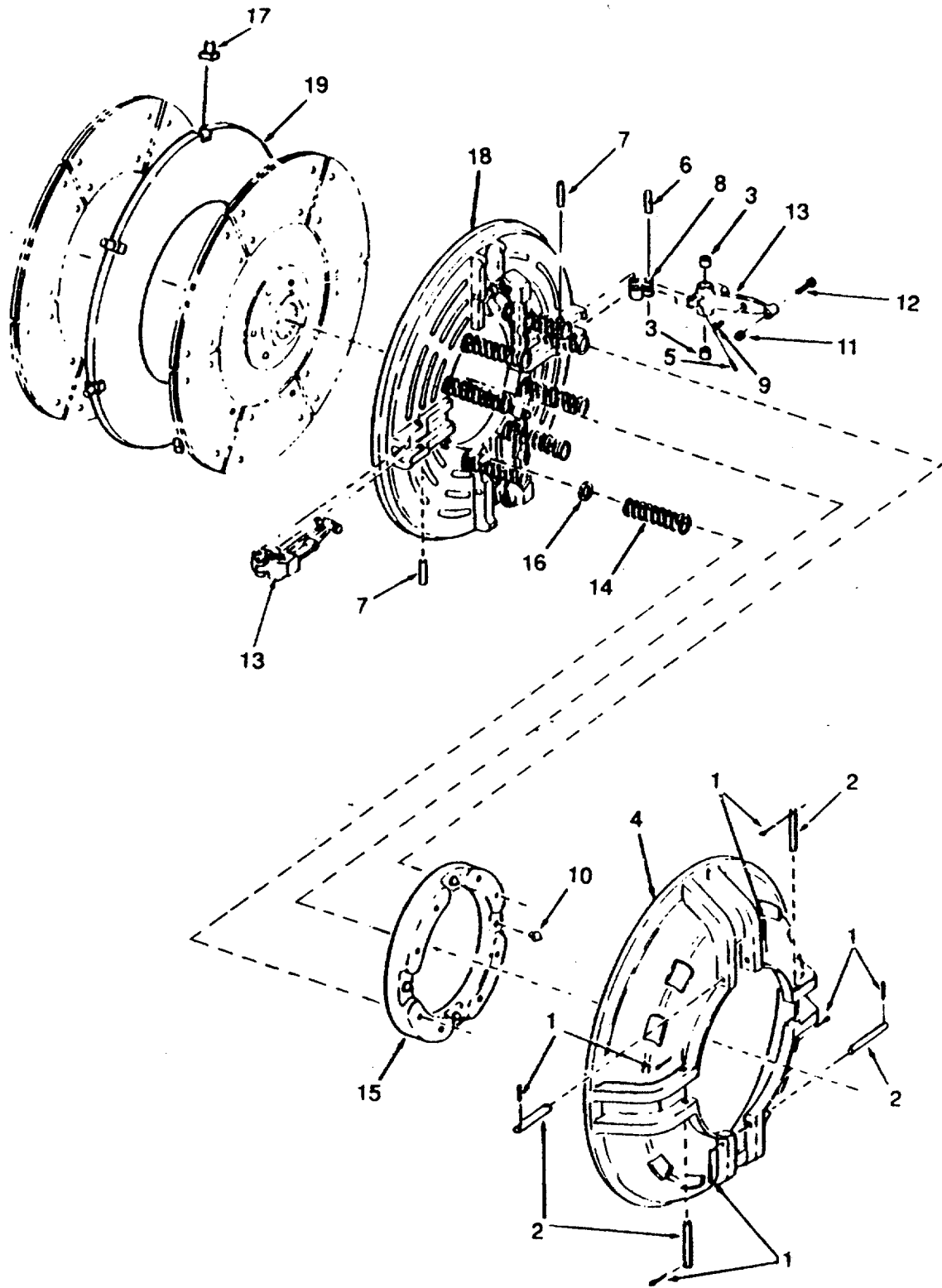


Figure 183. Clutch Cover Plate.

SECTION II **TM 55-1905-220-20P**
 (1) (2) (3) (4)
 NO CODE CAGEC NUMBER

(5) (6)
 DESCRIPTION AND USABLE ON CODES(U OC) QTY
 GROUP 05 ANCHOR HANDLING SYSTEM
 FIG. 183 CLUTCH COVER PLATE
 NUT,PLAIN,HEXAGON 1
 BOLT,MACHINE1

11 XDCZZ 36479 X4-33
 12 XDCZZ 36479 C61-14

END OF FIGURE

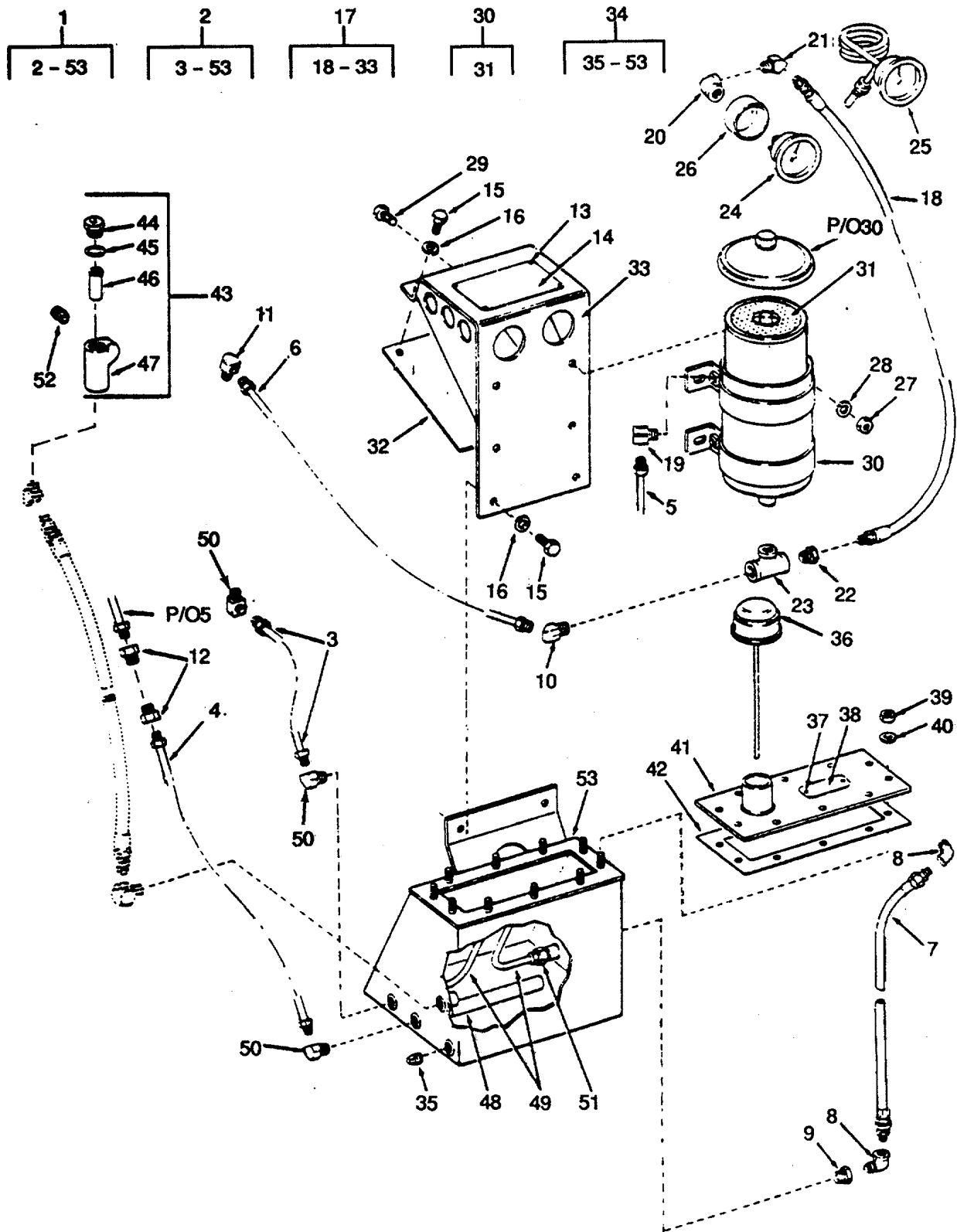


Figure 184. Torque Converter-Fluid System Group.

SECTION II

TM 55-1905-220-20P

(1) ITEM NO	(2) SMR CODE	(3) CAGEC	(4) PART NUMBER	(5) DESCRIPTION AND USA BLE ON CODES(UOC)	(6) QTY
GROUP 05 ANCHOR HANDLING SYSTEM					
FIG. 184 TORQUE CONVERTER-FLUID SYSTEM					
GROUP					
1	XDCHZ	90192	F-10017-TC-1	CONVERTER TOR4UE HYDRAULIC DIRECT	1
				CONNECTED TYPE C-2 OUTPUT 230 POUND- FEET 5712 DRIVE RING	
3	XDCZZ	90192	201385-B	TUBE ASSEMBLY RESERVE TANK TO	1
				CONVERTER	
4	XDCZZ	90192	201374	TUBE ASSEMBLY RESERVE TANK TO	1
				PUMP	
5	XDCZZ	90192	201385-JC	TUBE ASSEMBLY FILTER TO PUMP	1
6	XDCZZ	90192	201385-JD	TUBE ASSEMBLY FILTER TO	1
				CONVERTER END PLATE	
7	XDCZZ	90192	M-201502-E	HOSE ASSEMBLY REAR SEAL DRAIN	1
8	PACZZ	88044	AN914-1	ELBOW,PIPE DEGREE	2
9	PACZZ	61208	M2052G	BUSHING,PIPE 1/4 X 1/8	1
10	XDCZZ	90192	M-2545	ELBOW PIPE	1
11	XDCZZ	90192	M-1273	ELBOW TUBE 90 DEGREE 1/4	2
				INVERTED MALE
12	XDCZZ	90192	M-1271	CONNECTOR TUBE 1/4 INVERTED MALE	2
13	PACZZ	96906	MS21318-21	SCREW,DRIVE INSTRUCTION PLATE	4
14	XDCZZ	90192	201343	PLATE INSTRUCTION TOR4UE	1
				CONVERTER	
15	XDCZZ	96906	MS90725-58	SCREW,CAP,HEXAGON H	6
16	PACZZ	96906	MS35338-46	WASHER,LOCK	6
17	XDCZZ	90192	X-207249-M	BRACKET ASSEMBLY FILTER	1
18	PACZZ	61208	M-201502-F	HOSE ASSEMBLY,NONME	1
19	XDCZZ	90192	M-1273	ELBOW TUBE 90 DEGREE 1/4	1
				INVERTED MALE
20	XDCZZ	90192	M-2055-A	ELBOW PIPE 90 DEGREE	1
21	XDCZZ	90192	M-1662	ELBOW TUBE 45 DEGREE	1
22	XDCZZ	90192	M-2052-H	BUSHING REDUCER	1
23	XDCZZ	90192	M-2056-D	TEE PIPE REDUCING	1
24	PACZZ	90192	201337	GAGE,PRESSURE TORQUE C ONVERTER.	1
25	PACZZ	61208	201338A	INDICATOR,TEMPERATU	1
				TEMPERATURE TORQUE CONVERTER	
26	XDCZZ	90192	202444	MOUNTING GAGE	2
27	PACZZ	96906	MS51967-9	NUT,PLAIN,HEXAGON	4
28	PACZZ	96906	MS35338-46	WASHER,LOCK	4
29	XDCZZ	96906	MS90725-58	SCREW,CAP.HEXAGON H	4
30	XDCZZ	90192	M-2286	FILTER ASSEMBLY TORQUE	1
				CONVERTER	
31	PACZZ	90192	M-2142	FILTER ELEMENT,FLUI	1
32	XDCZZ	90192	203299	SHIELD HEAT	1
33	XDCZZ	90192	207249	BRACKET FILTER TORQUE CONVERTER	1
34	XDCZZ	90192	X-207248-A	TANK ASSEMBLY RESERVE TORQUE	1
				CONVERTER	
35	XDCZZ	90192	M-2051-L	PLUG PIPE SQUARE	1
36	XDCZZ	61208	203082	GAGE ROD-BREATHING,L TANK	1
37	PACZZ	96906	MS21318-21	SCREW,DRIVE IDENTIFICATION	2

SECTION II

TM 55-1905-220-20P

(1) NO	(2) CODE	(3) CAGEC	(4) NUMBER	(5) DESCRIPTION AND USABLE ON CODES(UOC)	(6) QTY
38	XDCZZ	90192	201409	PLATE.....	
				PLATE IDENTIFICATION CONVERTER	1
				FLUID.....	
39	PACZZ	96906	MS51967-9	NUT,PLAIN,HEXAGON	10
40	PACZZ	96906	MS35338-46	WASHER,LOCK	10
41	XDCZZ	90192	203084	PLATE COVER RESERVE	1
42	XDCZZ	61208	203083	GASKET RESERVE TANK	1
43	XDCZZ	90192	X-203073-A	FILTER ASSEMBLY ORIFICE	1
44	XDCZZ	90192	201325	HEAD ORIFICE FILTER	1
45	XDCZZ	61208	201093	GASKET ORIFICE HEAD	1
46	XDCZZ	90192	201110	FILTER ELEMENT,FLUI FILTER	1
47	XDCZZ	90192	203073-A	BODY ORIFICE FILTER	1
48	XDCZZ	90192	201387	SCREEN FILTER RESERVE TANK	1
49	XDCZZ	90192	201385-AG	TUBE ASSEMBLY RESERVE TANK	2
				STPNDPIPE	
50	XDCZZ	90192	M-1273	ELBOW TUBE 90 DEGREE 1/4	2
				INVERTED MALE	
51	XDCZZ	90192	M-1271	CONNECTOR TUBE 1/4 INVERTED	2
				MALE	
52	PACZZ	96906	MS51873-25	NIPPLE,PIPE.....	1
53	XDCZZ	90192	207248-A	TANK RESERVE TORQUE	1

END OF FIGURE

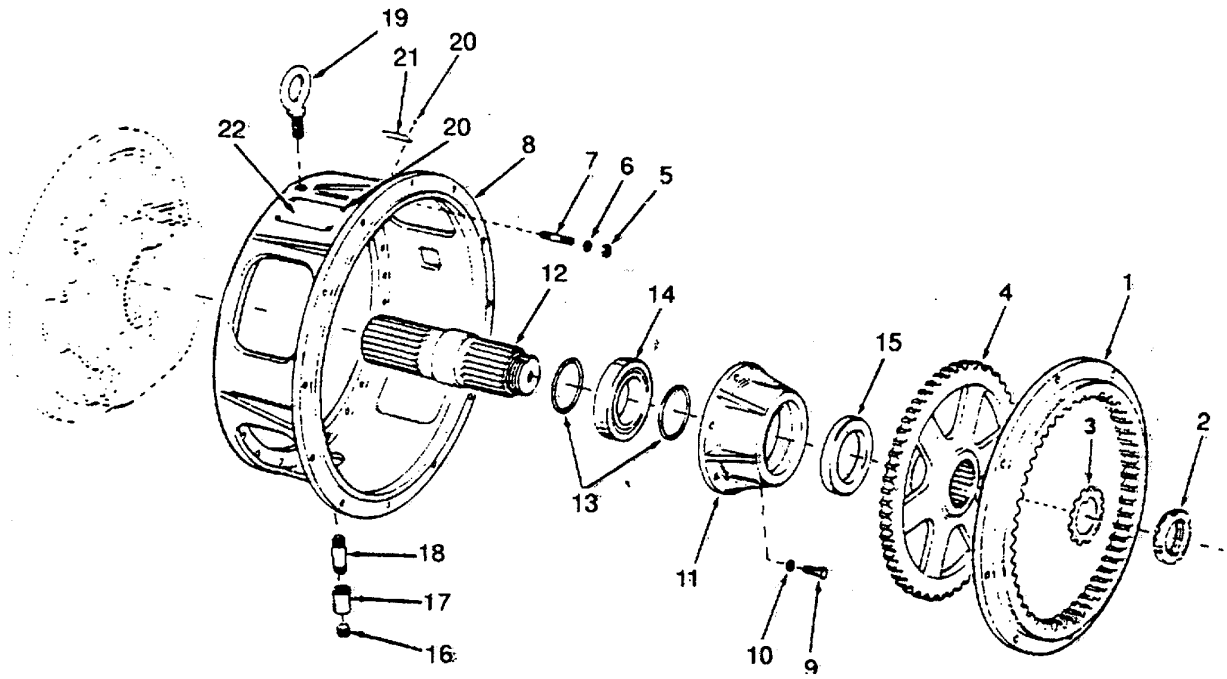


Figure 185. Torque-Converter-Input Group.

SECTION II		TM 55-1905-220-20P		(5)	(6)
(1)	(2)	(3)	(4)		
ITEM	SMR		PART		
NO	CODE	CAGEC	NUMBER	DESCRIPTION AND USABLE ON CODES(UOC)	QTY
				GROUP 05	ANCHOR HANDLING SYSTEM
				FIG. 185	TORQUE CONVERTER-INPUT GROUP
16	PACZZ	96105	F190038	PLUG,PIPE	1
17	XDCZZ	90192	M-2052-Y	COUPLING PIPE STEEL	1
18	XDCZZ	90192	M-2054-J	NIPPLE PIPE STEEL 1/2NPT X 2-1/21
19	PACZZ	96906	MS51937-7	BOLT,EYE	1
20	PACZZ	96906	MS21318-Z1	SCREW,DRIVE	6
21	XDCZZ	90192	201012	PLATE IDENTIFICATION TORQUE	1
				CONVERTER	
22	XDCZZ	90192	201408	PLATE INSTRUCTION ENGINE OIL	1

END OF FIGURE

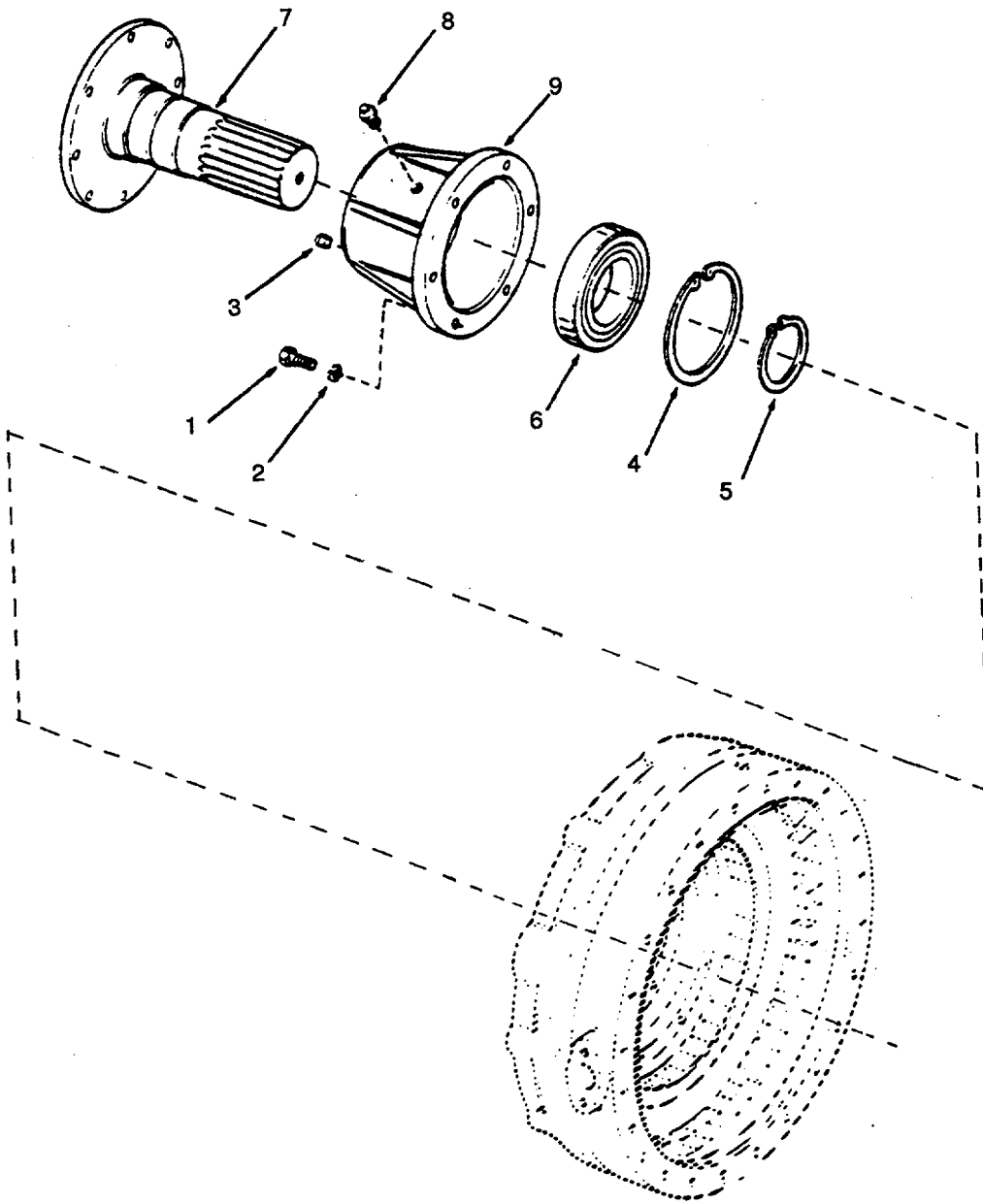


Figure 186. Torque Convert-Output Group.

SECTION II

TM 55-1905-220-20P

(1) ITEM NO	(2) SMR CODE	(3) CAGEC	(4) PART NUMBER	(5) DESCRIPTION AND USABLE ON CODES(UOC)	(6) QTY
				GROUP 05 ANCHOR HANDLING SYSTEM	
				FIG. 186 TORQUE CONVERTER-OUTPUT GROUP	
1	XDCZZ	96906	MS90725-64	SCREW,CAP.HE XAGON H	6
2	PACZZ	96906	MS35338-46	WASHER,LOCK6
3	PACZZ	96105	F190038	PLUG,PIPE	3
8	PACZZ	96906	MS15003-1	FITTING,LUBRICATION	1

END OF FIGURE

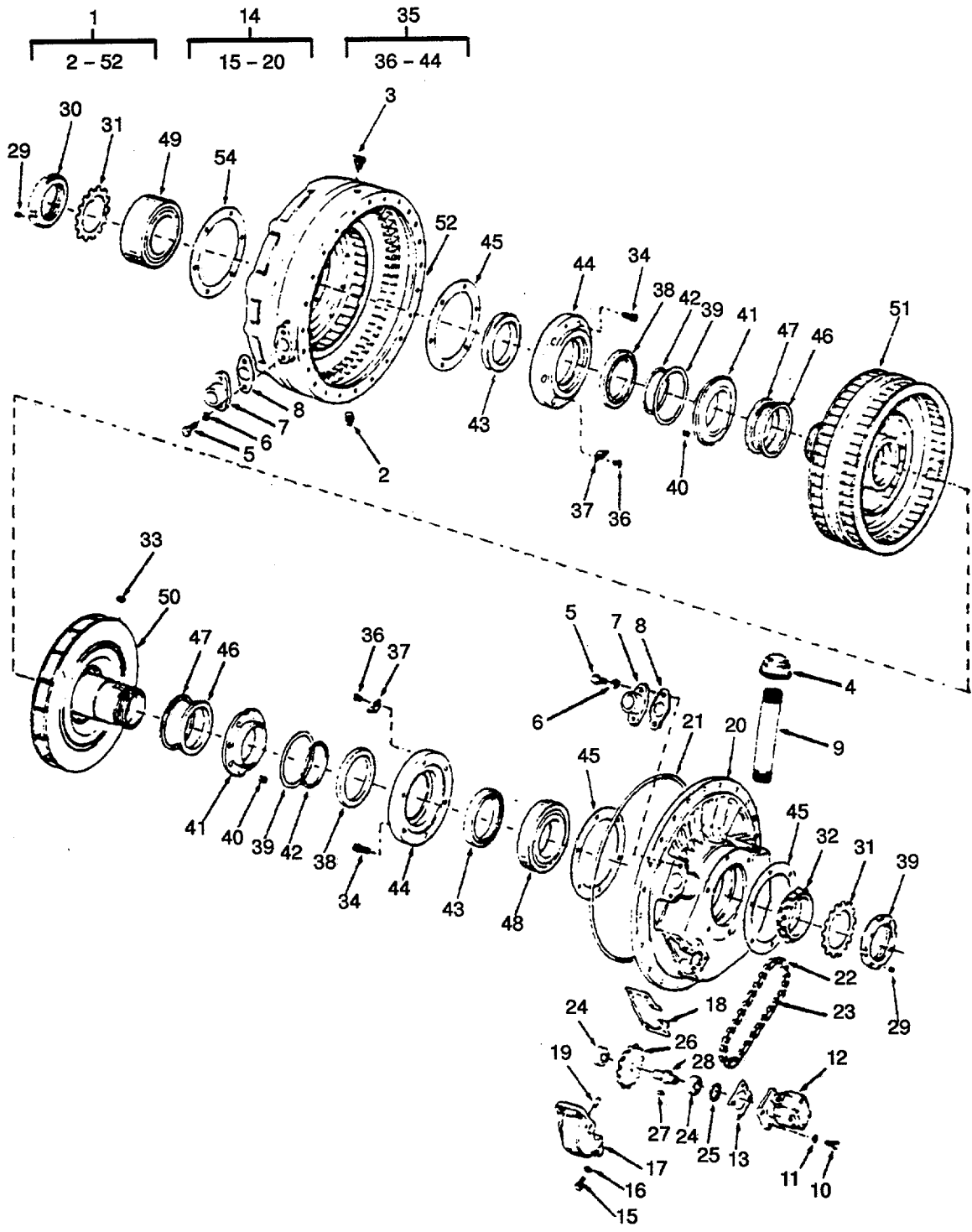


Figure 187. Torque Converter-Basic Group.

SECTION II

TM 55-1905-220-20P

(1) ITEM NO	(2) SMR CODE	(3) CAGEC	(4) PART NUMBER	(5) DESCRIPTION AND USABLE ON CODES(UOC)	(6) QTY
				GROUP 05 ANCHOR HANDLING SYSTEM	
				FIG.187 TORQUE CONVERTER-BASIC GROUP	
2	PACZZ	96105	F190038	PLUG,PIPE	1
3	XDCZZ	90192	M-1277	COCK,DRAIN 1/4	1
4	PACZZ	90192	203082-A	GAGE,ROD-BREATHER TORQUE CONVERTER.....	1
5	PACZZ	96906	MS90725-62	SCREW,CAP,HEXAGON H	4
6	PACZZ	96906	MS35338-46	WASHER,LOCK	4
7	XDCZZ	90192	203085	FLANGE PIPE STRAIGHT 1 INCH	2
8	XDCZZ	61208	201351	GASKET.....	2
9	XDCZZ	90192	203087	NIPPLE BREATHER.....	1
10	PACZZ	80204	B1821BH031C075N	BOLT,MACHINE.....	4
15	PACZZ	96906	MS90725-62	SCREW,CAP,HEXAGON H 4	
16	PACZZ	96906	MS35338-46	WASHER,LOCK 4	
19	XDCZZ	90192	201205	PIN DOWEL HOUSING TO END PLATE.	2
22	XDCZZ	90192	M-201127	LINK,ROLLER CHAIN COUPLER	1
23	XDCZZ	90192	203080	CHAIN.....	1
26	XDCZZ	90192	203075	SPROCKET WHEEL TEETH	1
27	XDCZZ	61208	M2022D	KEY,WOODRUFF WHITNEY NO 3	1
29	XDCZZ	90192	M-2038-S	SETSCREW HEX SOCKET	2
30	XDCZZ	90192	M-2281	NUT BEARING LOCK	2
31	XDCZZ	90192	M-2282-R	WASHER BEARING LOCK.....	2
32	XDCZZ	90192	203076	SPROCKET WHEEL DRIVE 38 TEETH	1
33	XDCZZ	90192	M-2035-N	KEY SPROCKET	1
34	XDCZZ	90192M-2089-F		BOLT,MACHINE.....	12

END OF FIGURE

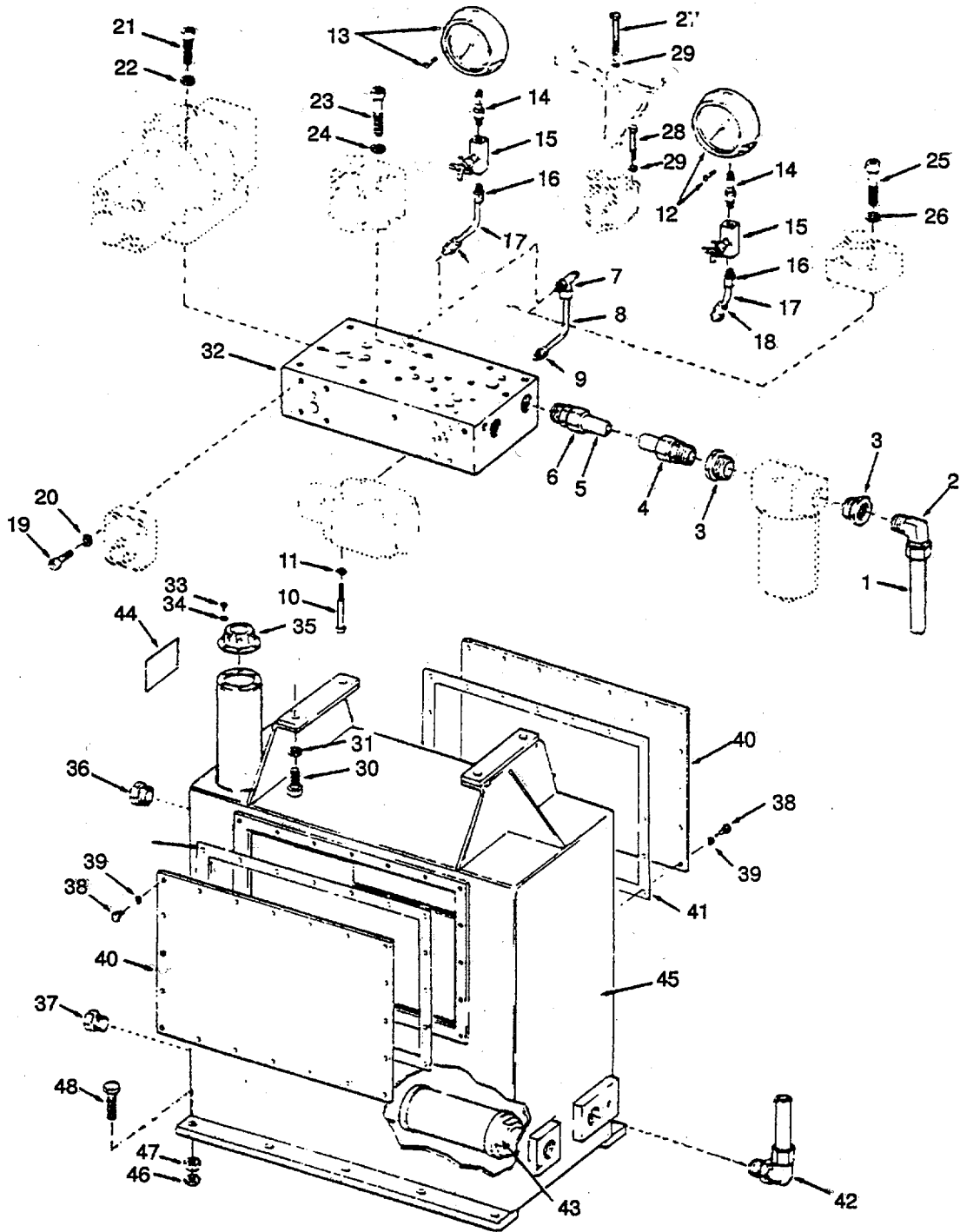


Figure 188. Hydraulic Tank Assembly.

(1) ITEM NO	(2) SMR CODE	(3) CAGE	(4) PART NUMBER	(5) DESCRIPTION AND USABLE ON CODES(UOC)	(6) QTY
GROUP 05 ANCHOR HANDLING SYSTEM					
FIG. 188 HYDRAULIC TANK ASSEMBLY					
	XDCZZ	55102	53132	TANK ASSEMBLY HYDRAULIC ANCHOR	1
				WINCH	1
1	XDCZZ	55102	53132-31	TUBE METAL FILTER INLET	1
2	XDCZZ	85094	20CBU-S	ELBOW MALE TUBE	1
3	XDCZZ	11661	600 1-112X1-1/4	BUSHING PIPE 1-1/2 X 1-1/4	2
4	XDCZZ	85094	20FBU-S	CONNECTOR MALE TUBE	1
5	XDCZZ	55102	55132-32	TUBE METAL 1-1/4 OD	1
6	XDCZZ	85094	20F5BU-S	CONNECTOR STRAIGHT THREAD TUBE	1
7	XDCZZ	85094	6R5BU-S	TEE STANDARD THREAD	3
8	XDCZZ	55102	53132-46A	TUBE METAL	1
9	XDCZZ	85094	6FBU-S	CONNECTOR MALE TUBE	1
10	PACZZ	96906	MS16997-110	SCREW,CAP,SOCKET	6
11	PACZZ	96906	MS35338-46	WASHER,LOCK	46
12	XDCZZ	64467	BA34PPP4-LWXX	GAUGE,PRESSURE,DIA L IN BTM	1
				CNNCTION 3-1/2 IN DIAL.....	1
13	PACZZ	64467	BA34PPS4-LWXX	GAUGE 2000PSI 1/4 IN BTM CNNCTN	1
				3-1/2 IN DIAL.....	1
14	XDCZZ	55102	5555349	DAMPNER,FLUID GAGE	2
15	XDCZZ	09990	MV-401B	VALVE ASSEMBLY NEEDLE 1/4 NPT	2
				PORTS.....	.
16	XDCZZ	85094	4-4GBU-S	CONNECTOR TUBE	2
17	XDCZZ	55102	53132-33	TUBE SEAMLESS ANNEALED 1/4 OD X	2
				1-1/2 INCHES.....	2
18	XDCZZ	85094	4C5BU-S	ELBOW TUBE	2
19	XDCZZ	55102	5559939-218	SCREW CAP SOCKET HEAD 5/8-11 X 1-	4
				7/8.....	4
20	XDCZZ	96906	MS35338-50	WASHER,LOCK	4
21	XDCZZ	55102	5559900-581	SCREW CAP HEX HEAD 3/4-10 X 2-3/8	6
22	PACZZ	96906	MS35338-51	WASHER,LOCK	6
23	XDCZZ	55102	5559939-206	SCREW CAP SOCKET HEAD 3-4-10 X 3-	4
				3/4 INCHES.....	4
24	PACZZ	96906	MS35338-51	WASHER,LOCK	4
25	PACZZ	96906	MS90725-192	SCREW,CAP,HEXAGON H	4
26	PACZZ	96906	MS35338-51	WASHER,LOCK	4
27	PACZZ	96906	MS16997-88	SCREW,CAP,SOCKET HEAD	2
28	PACZZ	96906	MS16997-87	SCREW,CAP,SOCKET HEAD	2
29	XDCZZ	96906	MS35338-45	WASHER,LOCK	4
30	XDCZZ	96906	MS90725-185	SCREW,CAP,HEXAGON	4
31	PACZZ	96906	MS35338-51	WASHER,LOCK	4
32	XDCZZ	55102	RC-8817	BLOCK MANIFOLD HYDRAULIC TANK	1
				ANCHORWINCH.....	1
33	PACZZ	96906	MS35206-263	SCREW,MACHINE HEAD	6
34	PACZZ	96906	MS35338-43	WASHER,LOCK	6
35	XDCZZ	62983	SP-113-C	PARTS KIT,FLUID PRE HYDRAULIC	1
				TANK ANCHOR WINCH.....	1
36	PACZZ	24981	4043	INDICATOR,SIGHT,LIQ HYDRAULIC	2
				TANK FLUID LEVEL.....	2
37	XDCZZ	55102	5567118	PLUG MAGNETIC DRAIN 1	1

SECTION II **TM 55-1905-220-20P**

(1) ITEM NO	(2) SMR CODE	(3) CAGE	(4) PART NUMBER	(5) DESCRIPTION AND USABLE ON CODES(UOC)	(6) QTY
38	XDCZZ	96906	MS90725-58	SCREW,CAP,HEXAGON H	40
39	PACZZ	96906	MS35338-46	WASHER,LOCK	40
40	XDCZZ	55102	B2-7978	COVER HYDRAULIC TANK ANCHOR WINCH	2
41	PCCZZ	55102	B3-7978	GASKET HYDRAULIC TANK FLUID LEVEL	2
42	XDCZZ	85094	20C5BU-S	ELBOW TUBE STRAIGH THREAD	1
43	XDCZZ	62983	OF3-12-10	STRAINER HYDRAULIC FLUID ANCHOR	1
44	XDCZZ	55102	C-12742	WINCH TANK	1
45	XDCZZ	90192	A-7639	PLATE INSTRUCTION WARNING	1
46	PACZZ	96906	MS35691-58	HYDRAULIC TANK	1
47	PACZZ	96906	MS51967-24	TANK HYDRAULIC ANCHOR WINCH	10
				NUT,PLAIN,HEXAGON	10
				NUT,PLAIM,HEXAGON	10

END OF FIGURE

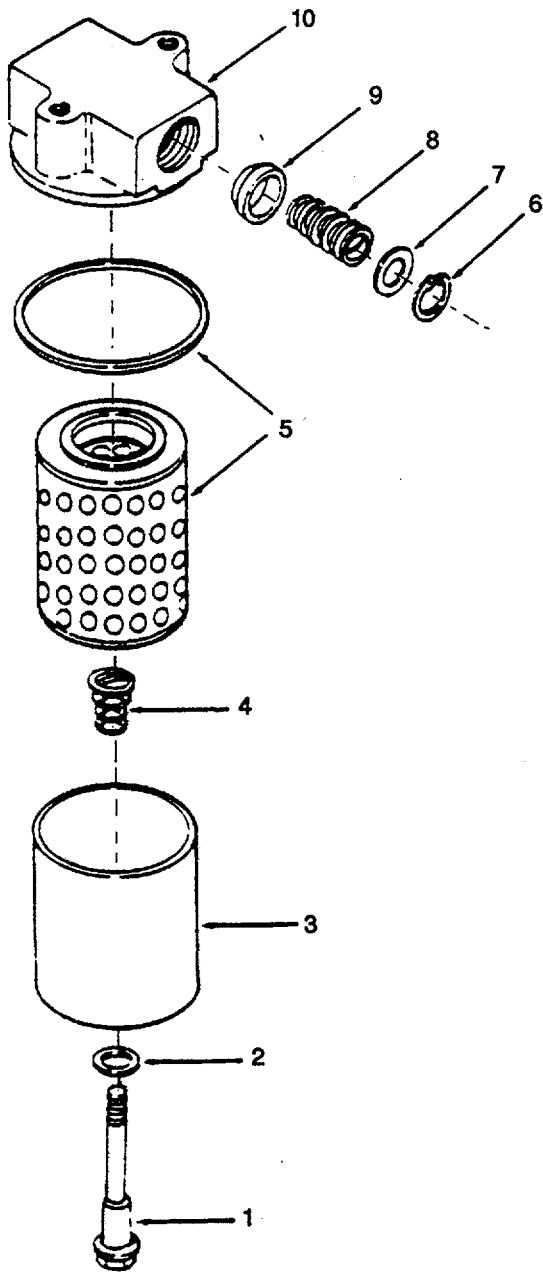


Figure 189. Hydraulic Filter,

(1) ITEM NO	(2) SMR CODE	(3) CAGE C	(4) PART NUMBER	(5) DESCRIPTION AND USABLE ON CODES(UOC)	(6) QTY
GROUP 05 ANCHOR HANDLING SYSTEM					
FIG. 189 HYDRAULIC FILTER					
	XDCZZ	62983	OFM-202	FILTER ASSEMBLY ANCHOR WINCH	1
				HYDRAULIC	
1	XDCZZ	62983	936948	BOLT FILTER BODY	1
2	XDCZZ	62983	936950	WASHER FILTER BODY BOLT	1
3	XDCZZ	62983	936954	BODY FILTER HYDRAULIC	1
4	XDCZZ	62983	936958	SPRING,HELICAL ,COMP ELEMENT	1
5	PACZZ	62983	923117	FILTER ELEMENTFLUI HYDRAULIC	1
				WITH GASKET.....	
6	PACZZ	62983	936939	RING,SNAP VALVE	1
7	XDCZZ	62983	938376	WASHER FLAT RELIEF VALVE SPRING.	1
8	XDCZZ	62983	936942	SPRING,VALVE	1
9	XDCZZ	62983	936945	POPPET RELIEF VALVE	1
10	XDCZZ	62983	936978	BASE FILTER HYDRAULIC	1

END OF FIGURE

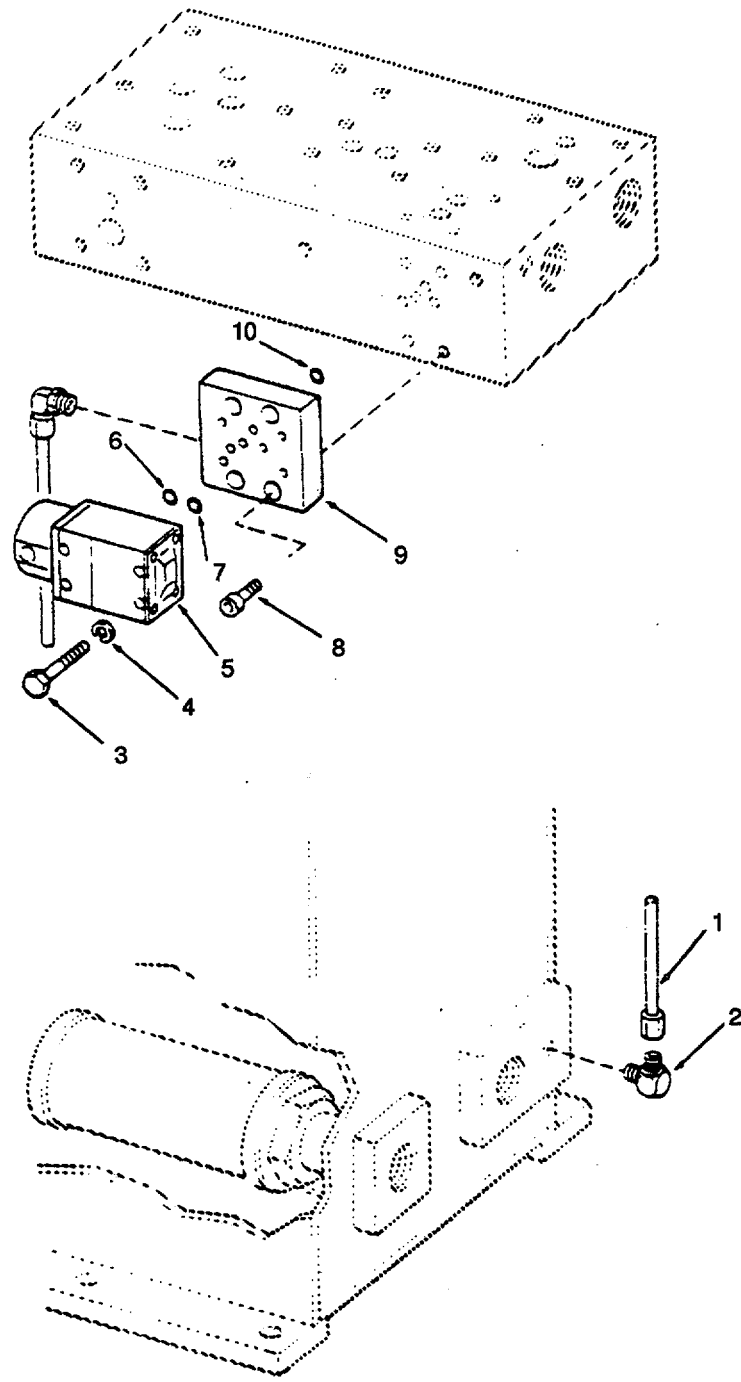


Figure 190. Pilot Valve and Manifold.

SECTION II

TM 55-1905-220-20P

(1) ITEM NO	(2) SMR CODE	(3) CAGE C	(4) PART NUMBER	(5) DESCRIPTION AND USABLE ON CODES(UOC)	(6) QTY
GROUP 05 ANCHOR HANDLING SYSTEM					
FIG. 190 PILOT VALVE AND MANIFOLD					
1	XDCZZ	55102	5553336	TUBE METAL 3/8 OD X	2
2	XDCZZ	85094	6CBU-S	ELBOW PIPE 3/8 INCH	2
3	PACZZ	96906	MS16995-71	SCREW.CAP.SOCKET	4
4	XDCZZ	96906	MS35338-45	WASHER,LOCK	8
6	PACZZ	02697	104X14L	PACKING.PREFORMED	5
7	XDCZZ	02697	2-9N674-7	PACKING.PREFORMED	2

END OF FIGURE

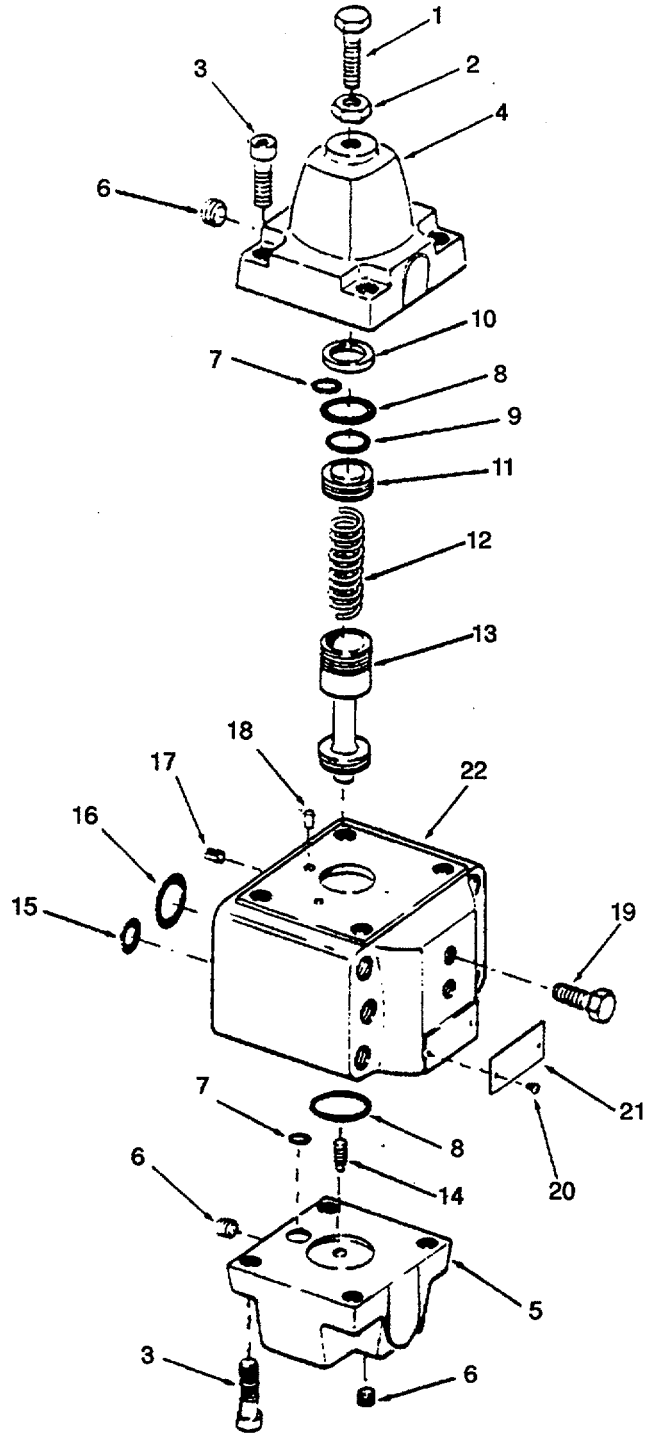


Figure 191. Pressure Control Valve.

(1) ITEM NO	(2) SMR CODE	(3) CAGE C	(4) PART NUMBER	(5) DESCRIPTION AND USABLE ON CODES(UOC)	(6) QTY
GROUP 05 ANCHOR HANDLING SYSTEM					
FIG. 191 PRESSURE CONTROL VALVE					
	XDCZZ	62983	RG-10-D2-22	VALVE ASSEMBLY PRESSURE CONTROL	1
1	XDCZZ	62983	294960	SCREW ADJUSTING PRESSURE SETTING	1
2	XDCZZ	62983	1458	NUT,PLAIN,HEXAGON	1
3	PACZZ	62983	1073	SCREW	8
4	XDCZZ	62983	296831	COVER CONTROL VALVE	1
5	XDCZZ	62983	343000	COVER CONTROL VALVE	1
6	XDCZZ	62983	7075	PLUG COVER	3
7	KFCZZ	62983	154007	PACKING,PREFORMED PART OF KIT P/N	2
				919442	2
8	KFCZZ	62983	154026	PACKING,PREFORMED PART OF KIT P/N	2
				919442	2
9	KFCZZ	62983	174619	PACKING PREFORMED PART OF KIT P/N	1
				919442	1
10	XDCZZ	62983	325433	WASHER FLAT SPRING PLUG	1
11	XDCZZ	62983	296834	PLUG CONTROL VALVE SPRING	1
12	XDCZZ	62983	343747	SPRING,SPECIAL VALVE	1
13	XDCZZ	62983	341633	SPOOL CONTROL VALVE	1
14	XDCZZ	62983	343002	PLUNGER CONTROL VALVE	1
15	KFCZZ	62983	154011	PACKING,PREFORMED PART OF KIT P/N	2
				919442	2
16	KFCZZ	62983	154024	PACKING PREFORMED PART OF KIT P/N	2
				919442	2
17	XDCZZ	62983	160571	PIN ROLL	1
18	XDCZZ	62983	128249	RUBBER ROUND SECTIO.....	2
19	XDCZZ	62983	136568	PLUG CONTROL VALVE	2
20	XDCZZ	62983	32212	SCREW PLATE IDENTIFICATION	2
21	XDCZZ	62983	RG-10-D2-22ID PL ATE	PLATE IDENTIFICATION I	2
22	XDCZZ	62983	340334	BODY CONTROL VALVE	1
	PACZZ	62983	919442	GASKET AND PREFORME VALVE	1
				PACKING PREFORMED (.....1) 191-9	
				PACKING PREFORMED (.....2) 191-16	
				PACKING,PREFORMED (.....2) 191-7	
				PACKING,PREFORMED (.....2) 191-8	
				PACKING,PREFORMED (.....2) 191-15	
				END OF FIGURE	

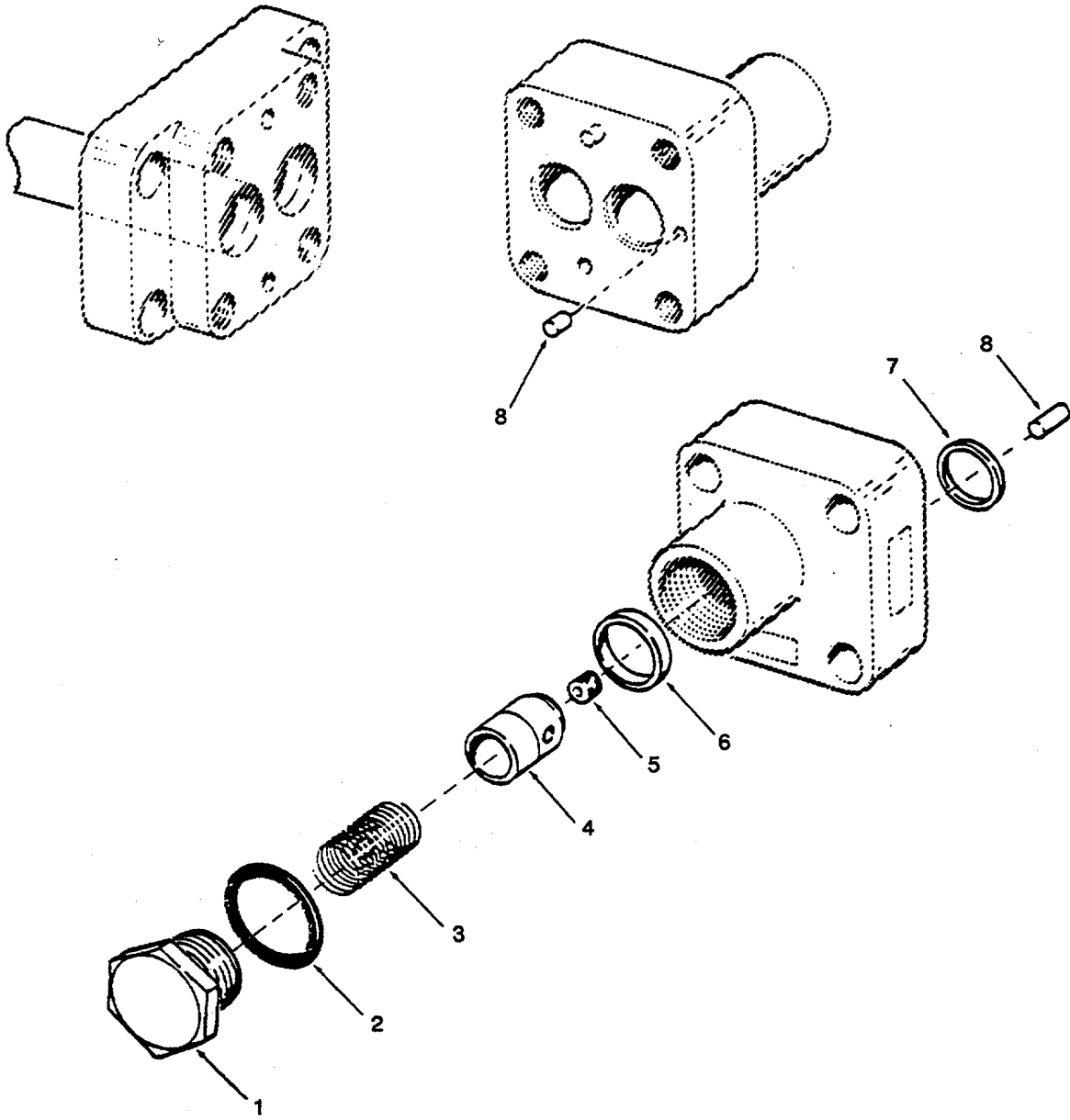


Figure 192. Check Valve.

SECTION II

TM 55-1905-220-20P

(1) ITEM NO	(2) SMR CODE	(3) CAGE C	(4) PART NUMBER	(5) DESCRIPTION AND USABLE ON CODES(UOC)	(6) QTY
GROUP 05 ANCHOR HANDLING SYSTEM					
FIG. 192 CHECK VALVE					
	XDCZZ	62983	C4G-815	VALVE ASSEMBLY CHECK	1
1	XDCZZ	62983	81976	PLUG VALVE	1
2	PCCZZ	62983	54132	PACKING,PREFORMED	1
3	XDCZZ	62983	2943	SPRING,HELICAL,COMP	1
4	XDCZZ	62983	81589	VALVE CHECK.....	1
5	XDCZZ	62983	1592	PLUG VALVE	1
6	PACZZ	62983	63886	SEAT,VALVE.....	1
7	PCCZZ	62983	54020	PACKING9PREFORMED	2
8	XDCZZ	62983	60571	PIN DOWEL CHECK VALVE LOCATING	2

END OF FIGURE

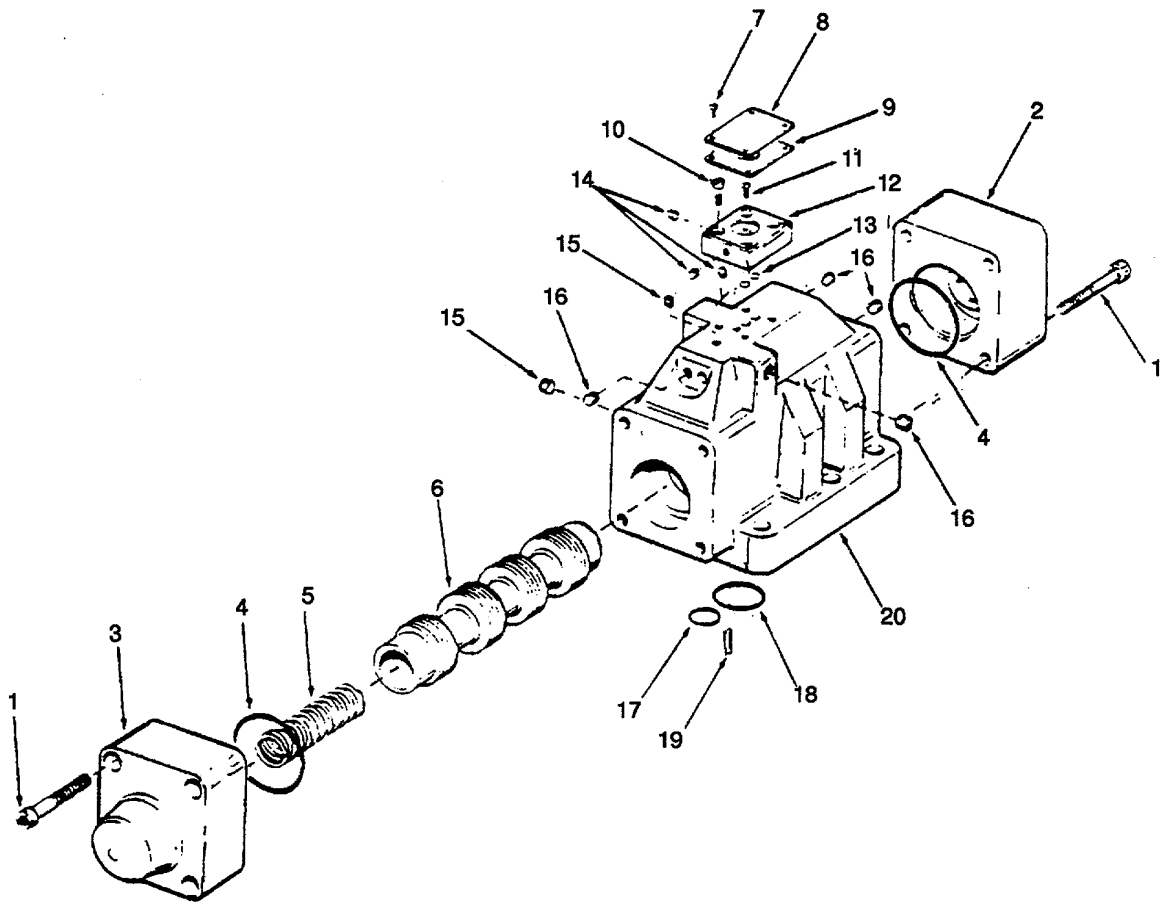


Figure 193. Directional Valve - Pilot Operated.

(1) ITEM NO	(2) SMR CODE	(3) CAGE C	(4) PART NUMBER	(5) DESCRIPTION AND USABLE ON CODES(UOC)	(6) QTY
GROUP 05 ANCHOR HANDLING SYSTEM					
FIG. 193 DIRECTIONAL VALVE-PILOT OPERATED					
	XDCZZ	62983	DG3S4-IOOA-50	VALVE ASSEMBLY DIRECTIONAL PILOT	1
				OPERATED.....	
1	XDCZZ	62983	1156	SCREW HEX SOCKET	
2	XDCZZ	62983	276948	COVER DIRECTIONAL VALVE	1
3	XDCZZ	62983	278467	COVER DIRECTIONAL VALVE SPRING	1
				END.....	
4	KFCZZ	62983	154084	PACKING,PREFORMED VALVE COVER	2
				PART OF KIT P/N 919190.....	
5	XDCZZ	62983	110541	SPRING DIRECTIONAL VALVE	1
6	XDCZZ	62983	277477	SPOOL DIRECTIONAL VALVE	1
7	XDCZZ	62983	174638	SCREW MACHINE IDENTIFICATION	4
				PLATE.....	
8	XDCZZ	62983	DG3S4-IOOA-50 ID PLATE	PLATE IDENTIFICATION	1
				DIRECTIONAL VALVE	
9	PCCZZ	62983	286122	GASKET SUBASSEMBLY	1
10	PACZZ	62983	1031	SCREW,CAP,SOCKET HE SOCKET	4
				VALVE TOP COVER.....	
11	PACZZ	62983	285-90	SCREW,TAPPING	1
12	XDCZZ	62983	285690	COVER DIRECTIONAL VALVE TOP	1
13	KFCZZ	62983	199811	PACKING,PREFORMED PART OF KIT P/N	5
				919190.....	
14	XDCZZ	62983	113000	PLUG ORIFICE DIRECTIONAL VALVE	3
15	XDCZZ	62983	7075	PLUG ORIFICE DIRECTIONAL VALVE	4
16	XDCZZ	62983	7074	PLUG ORIFICE DIRECTIONAL VALVE	12
17	KFCZZ	62983	154014	PACKING PREFORMED PART OF KIT P/N	2
				919190.....	
18	KFCZZ	62983	154026	PACKING,PREFORMED PART OF KIT P/N	4
				919190.....	
19	XDCZZ	62983	195940	PIN ROLL VALVE LOCATING	2
20	XDCZZ	62983	276949	BODY DIRECTIONAL VALVE	1
	PACZZ	62983	919190	PACKING ASSORTMENT, DIRECTIONAL	1
				VALVE.....	
				PACKING PREFORMED (2) 193-17	
				PACKING,PREFORMED (2) 193-4	
				PACKING,PREFORMED (5) 193-13	
				PACKING,PREFORMED (4) 193-18	
				END OF FIGURE	

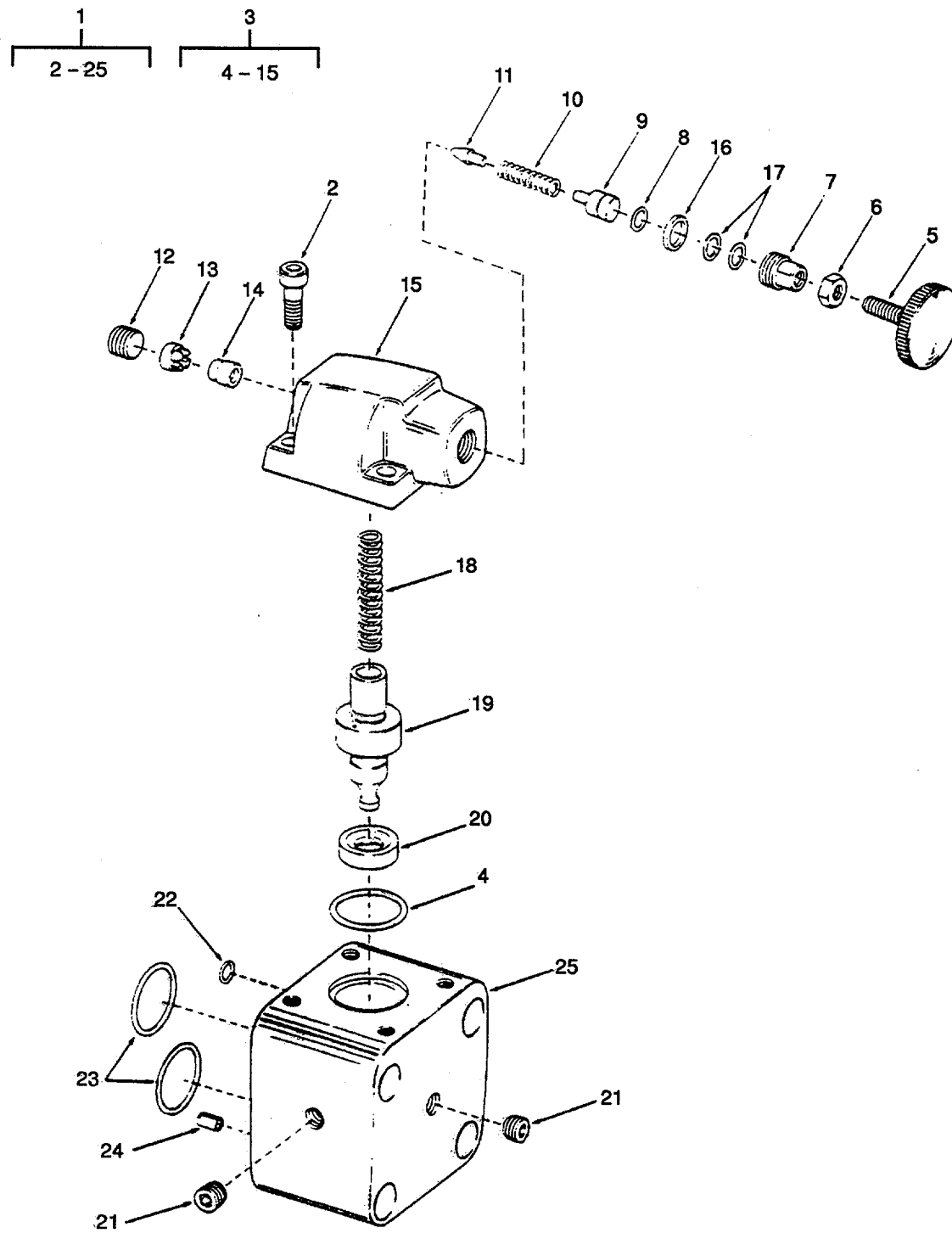


figure 194. Relief Valve.

(1) ITEM NO	(2) SMR CODE	(3) CAGE C	(4) PART NUMBER	(5) DESCRIPTION AND USABLE ON CODES(UOC)	(6) QTY
GROUP 05 ANCHOR HANDLING SYSTEM					
FIG. 194 RELIEF VALVE					
1	XDCZZ	6Z983	CG-10-C-20	VALVE ASSEMBLY RELIEF PISTON TYPE	1
2	PACZZ	62983	1073	SCREW SOCKET VALVE COVER	4
3	XDCZZ	62983	941629	COVER ASSEMBLY RELIEF VALVE	1
4	KFCZZ	62983	170160	PACKING PREFORMED COVER PART OF	1
				KIT P/N 919418	
5	XDCZZ	62983	290467	KNOB RELIEF VALVE	1
6	XDCZZ	61038	1485	PARTS KIT MECHANICA	1
7	XDCZZ	62983	283949	SCREW LOCK	1
8	KFCZZ	62983	154006	PACKING,PREFORMED PLUNGER PART	1
				OF KIT P'N 919418.....	.
9	XDCZZ	62983	283948	SCREW-ADUUST,VALVE VALVE	1
10	XDCZZ	62983	2282	SPRING,HELICAL,COMP	1
11	XDCZZ	62983	290057	DISK,VALVE	1
12	XDCZZ	62983	7076	PLUG COVER	1
13	XDCZZ	62983	292564	SPACER COVER	1
14	PACZZ	62983	285601	SEAT,VALVE PISTON	1
15	XDCZZ	62983	283947	COVER RELIEF VALVE	1
16	XDCZZ	62983	354649	SPACER RELIEF VALVE	1
17	XDCZZ	62983	326317	SHIM RELIEF VALVE PLUNGER	1
18	XDCZZ	62983	291822	SPRING RELIEF VALVE	1
19	XDCZZ	62983	283952	PISTON RELIEF VALVE	1
20	XDCZZ	62983	283954	SEAT,VALVE MAIN PISTON	1
21	XDCZZ	62983	7075	PLUG RELIEF VALVE	2
22	KFCZZ	62983	154006	PACKING,PREFORMED PART OF KIT P/N	1
				919418	
23	KFCZZ	62983	154024	PACKING PREFORMED PART OF KIT P/N	2
				919418	
24	XDCZZ	62983	160571	PIN ROLL RELIEF VALVE LOCATING	1
25	XDCZZ	62983	283958	BODY RELIEF VALVE	1
	PACZZ	62983	919418	PACKING ASSORTMENT, RELIEF VALVE	1
				PACKING PREFORMED (1) 194-4	
				PACKING PREFORMED (2) 194-23	
				PACKING,PREFORMED (1) 194-8	
				PACKING,PREFORMED (1) 194-22	
				END OF FIGURF	

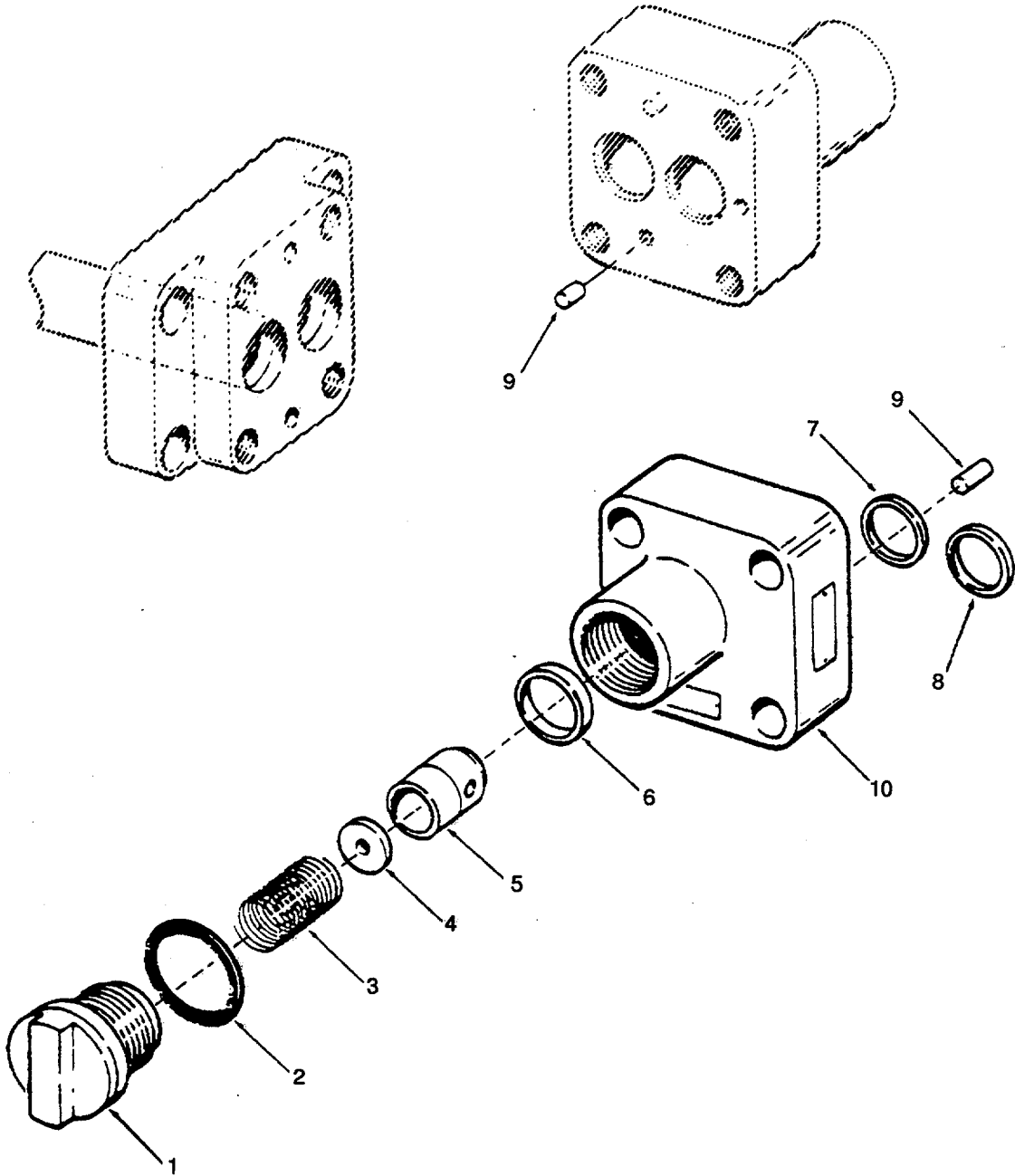


Figure 195. Check Valve.

SECTION II

TM 55-1905-220-20P

(1) ITEM NO	(2) SMR CODE	(3) CAGE C	(4) PART NUMBER	(5) DESCRIPTION AND USABLE ON CODES(UOC)	(6) QTY
GROUP 05 ANCHOR HANDLING SYSTEM					
FIG. 195 CHECK VALVE					
	XDCZZ	62983	C4G-825	VALVE ASSEMBLY CHECK	1
1	XDCZZ	62983	143137	PLUG CHECK VALVE	1
2	PCCZZ	62983	154077	PACKING,PREFORMED CHECK VALVE	1
				PLUG.....	
3	XDCZZ	62983	2284	SPRING,HELICAL,COMP	1
4	XDCZZ	62983	265793	SPACER CHECK VALVE	1
5	XDCZZ	62983	108359	VALVE CHECK.....	1
6	XDCZZ	62983	5402	SEAT,VALVE	1
7	PCCZZ	62983	154026	PACKING,PREFORMED INLET	1
8	PCCZZ	62983	154077	PACKING,PREFORMED OUTLET	1
9	XDCZZ	62983	160571	PIN DOWEL CHECK VALVE LOCATING	2
10	XDCZZ	62983	C4G-825 BODY	BODY CHECK VALVE (NOT	1
				PROCURABLE SEPARATELY).....	

END OF FIGURE

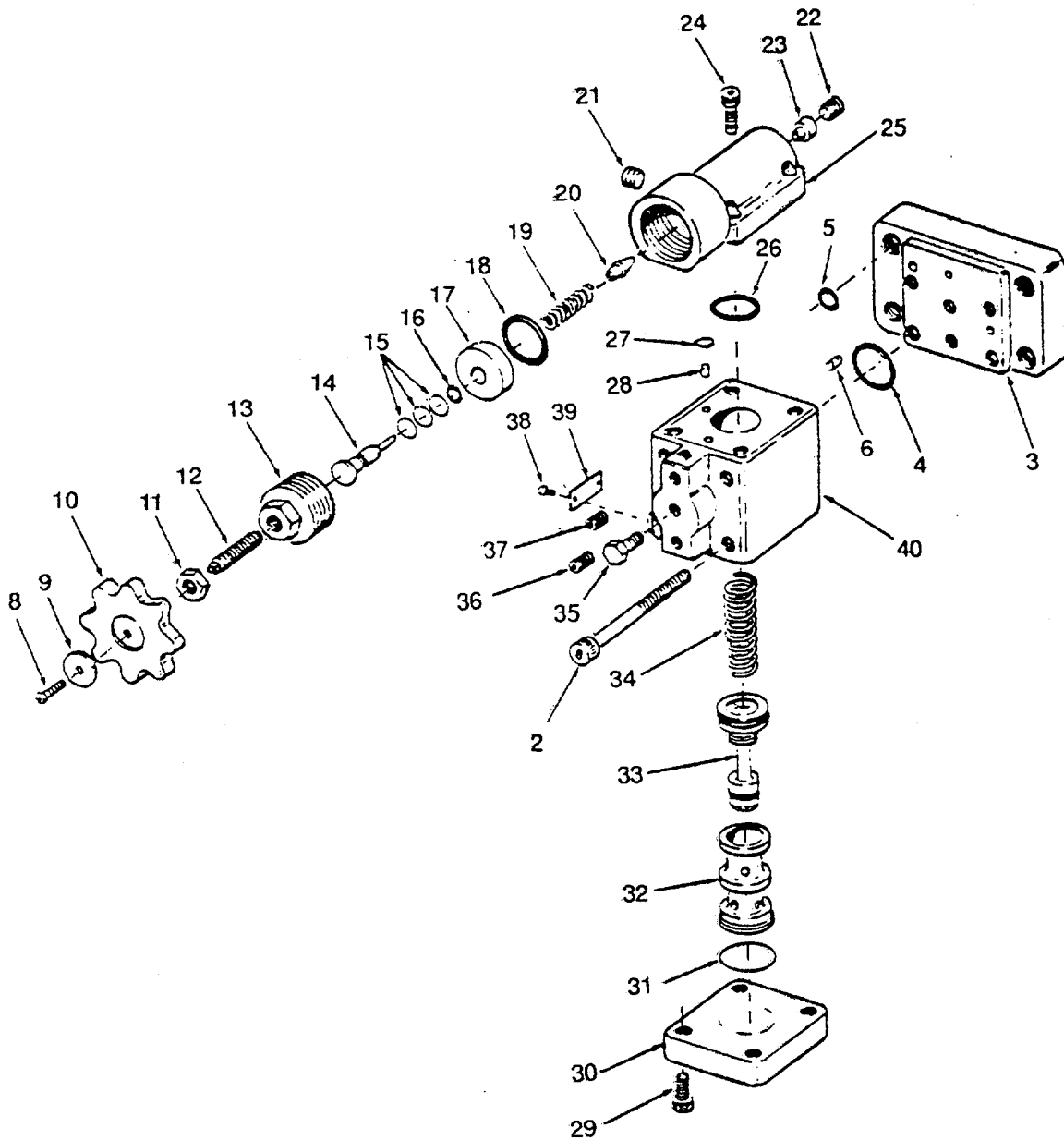
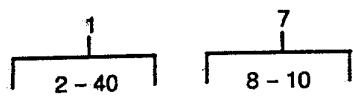


Figure 196. Pressure Reducing Valve.

(1) ITEM NO	(2) SMR CODE	(3) CAGE C	(4) PART NUMBER	(5) DESCRIPTION AND USABLE ON CODES(UOC)	(6) QTY
GROUP 05 ANCHOR HANDLING SYSTEM					
FIG. 196 PRESSURE REDUCING VALVE					
1	XDCZZ	62983	XGL-03-B-10	VALVE ASSEMBLY PRESSURE REDUCING	1
2	KFCZZ	62983	1259	BOLT HEX SOCKET PART OF KIT P/N	4
				919448.....	.
3	XDCZZ	62983	XGLM-03-10	SUBPLATE PRESSURE REDUCING	1
				VALVE.....	.
4	KFCZZ	62983	154011	PACKING,PREFORMED PART OF KIT P/N	2
				919448.....	.
5	XDCZZ	62983	154005	PACKING,PREFORMED SUBPLATE PART	1
				OF KIT P/N 919448.....	.
6	XDCZZ	62983	162160	PIN VALVE SUBPLATE LOCATING	2
7	XDCZZ	62983	116600	KNOB ASSEMBLY VALVE	1
8	XDCZZ	62983	114691	SCREW KNOB	1
9	XDCZZ	62983	124735	PLATE KNOB	1
10	XDCZZ	62983	124264	KNOB	1
11	PACZZ	62983	1487	NUT,PLAIN,HEXAGON SCREW	1
12	XDCZZ	62983	130730	SETSCREW VALVE	1
13	XDCZZ	62983	2704	RETAINER RELIEF VAL PRESSURE	1
				REDUCING.....	.
14	XDCZZ	62983	130729	STEM,FLUID VALVE PRESSURE	1
				REDUCING.....	.
15	XDCZZ	62983	130735	SPACER VALVE P LUNGER	3
16	KFCZZ	62983	154004	PACKING,PREFORMED PART OF KIT P/N	1
				919448.....	.
17	PACZZ	62983	130728	SPACER,SLEEVE PLUNGER	1
18	KFCZZ	62983	154012	PACKING,PREFORMED PART OF KIT P/N	1
				919448.....	.
19	XDCZZ	62983	2280	SPRING VALVE ADJUSTING	1
20	XDCZZ	62983	2800	DISK,VALVE.....	1
21	XDCZZ	62983	7075	PLUG ORIFICE VALVE	1
22	XDCZZ	62983	7076	PLUG ORIFICE VALVE	1
23	PACZZ	62983	105680	SEAT,VALVE.....	1
24	XDCZZ	62983	1051	SCREW VALVE COVER HEX SOCKET	4
25	XDCZZ	62983	134230	COVER VALVE PRESSURE REDUCING	1
26	KFCZZ	62983	154015	PACKING,PREFORMED PART OF KIT P/N	1
				919448.....	.
27	KFCZZ	62983	154002	PACKING PREFORMED PART OF KIT P/N	1
				919448.....	.
28	XDCZZ	62983	168367	PLUG VALVE COVER LOCATING PART	1
				OF KIT P/N 919448.....	.
29	XDCZZ	62983	1050	SCREW HEX SOCKET	4
30	XDCZZ	62983	95934	COVER VALVE LOWER	1
31	KFCZZ	62983	170160	SEAL VALVE COVER PART OF KIT P/N	1
				919448.....	.
32	XDCZZ	62983	106363	SLEEVE VALVE PRESSURE REDUCING	1
33	XDCZZ	62983	106364	VALVE PRESSURE REDUCING	1
34	XDCZZ	62983	173230	SPRING VALVE MAIN	1
35	XDCZZ	62983	136568	PLUG ORIFICE HEX HEAD	2
36	XDCZZ	62983	7074	PLUG ORIFICE VALVE	1

SECTION II **TM 55-1905-220-20P**

(1) ITEM NO	(2) SMR CODE	(3) CAGE C	(4) PART NUMBER	(5) DESCRIPTION AND USABLE ON CODES(UOC)	(6) QTY
37	XDCZZ	62983	66609	PLUG ORIFICE VALVE	1
38	XDCZZ	62983	3X-36212	SCREW PLATE IDENTIFICATION	2
39	XDCZZ	62983	XGL-03-B-10 ID P LATE	PLATE IDENTIFICATION PRESSURE	1
40	XDCZZ	62983	173136	REDUCING VALVE	1
	XDCZZ	62983	919448	BODY PRESSURE REDUCING VALVE	1
				PARTS KIT.VALVE	1
				BOLT HEX SOCKET (4) 196-2	
				PACKING PREFORMED (1) 196-27	
				PACKING,PREFORMED (2) 196-4	
				PACKING,PREFORMED (1) 196-5	
				PACKING,PREFORMED (1) 196-16	
				PACKING,PREFORMED (1) 196-18	
				PACKING,PREFORMED (1) 196-26	
				PLUG VALVE COVER (1) 196-28	
				SEAL VALVE COYER (1) 196-31	
				END OF FIGURE	

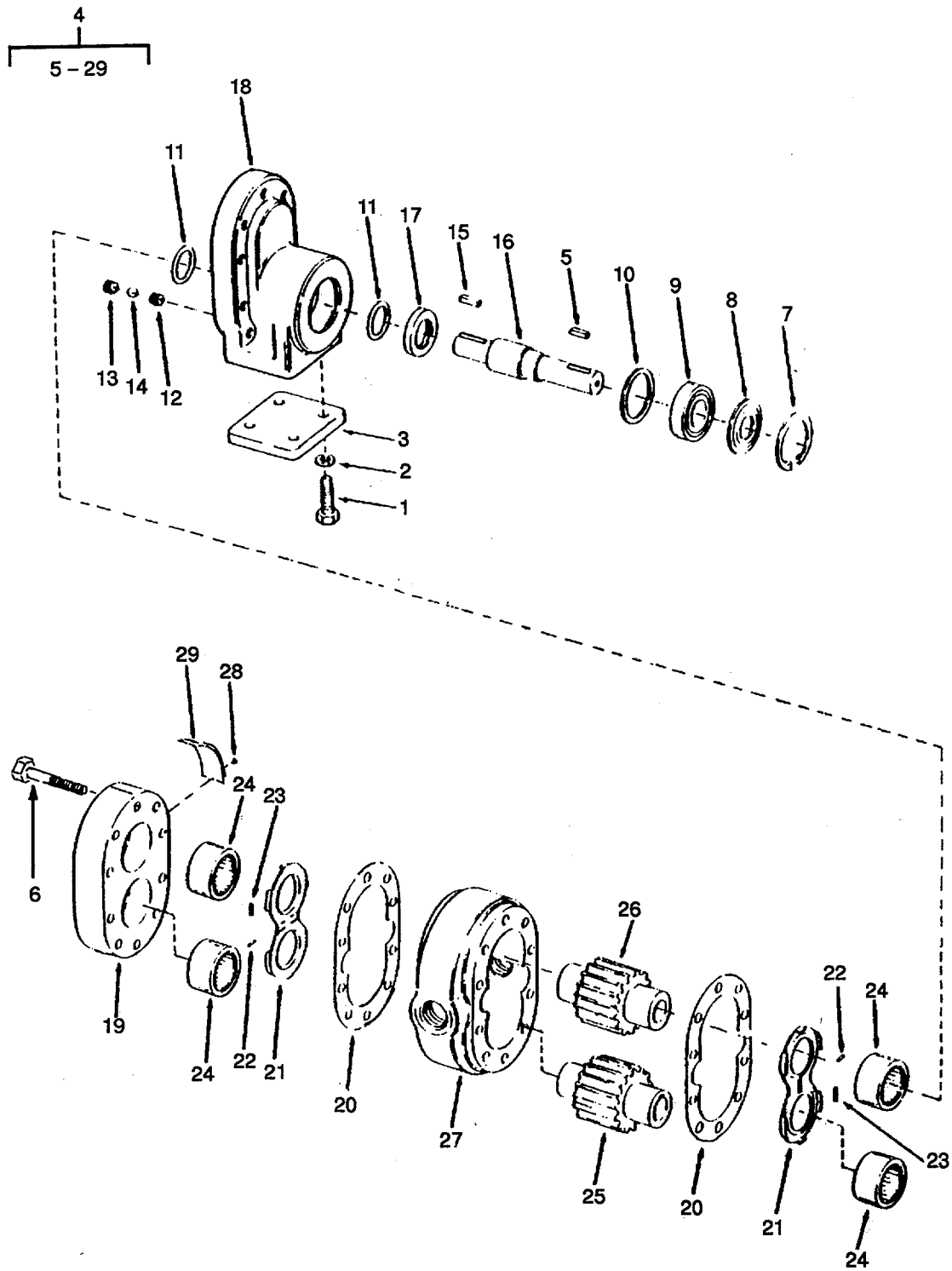


Figure 197. Hydraulic Pump

SECTION II

TM 55-1905-220-20P

(1) ITEM NO	(2) SMR CODE	(3) CAGE C	(4) PART NUMBER	(5) DESCRIPTION AND USABLE ON CODES(UOC)	(6) QTY
GROUP 05 ANCHOR HANDLING SYST EM					
FIG. 197 HYDRAULIC PUMP					
1	XDCZZ	96906	MS90725-114	SCREW CAP HEX HEAD	4
2	XDCZZ	96906	MS35338-48	WASHER,LOCK	4
3	XDCZZ	80064	113-4661534-132	CHOCK STEEL 3-1/2 X 3-1/2	1
4	XDCZZ	13829	PD311BAEQ20-4	PUMP,ROTARY HYDRAULIC GEAR ANCHOR	1
				WINCH	
5	XDCZZ	13829	X10-20	KEY DRIVE SHAFT	1
6	XDCZZ	13829	X2-62	SCREW CAP HEX HEAD	10
7	XDCZZ	13829	X134-206	RING RETAINING	1
8	XDCZZ	13829	B1669	SHIELD BEARING	1
9	PACZZ	13829	X69-31	BEARING,BALL,ANNULA ANNULAR,SHAFT	1
10	XDCZZ	13829	EA1669	SPACER BEARING	2
11	XDCZZ	13829	R3006-55	PACKING,PREFORMED DRIVE SHAFT	2
				SEAL.....	
12	PACZZ	13829	F1391	SEAT,VALVE HYDRAULIC PUMP	2
13	XDCZZ	13829	F1391-1	RETAINER CHECK BALL	2
14	XDCZZ	13829	X53-17	BALL CHECK HYDRAULIC PUMP	2
15	XDCZZ	13829	X10-20	KEY GEAR HYDRAULIC PUMP	1
16	XDCZZ	13829	F1135-2	SHAFT DRIVE HYDRAULIC PUMP	1
17	PACZZ	13829	73-37-1	SEAL,PLAIN PUMP SHAFT	1
18	XDCZZ	13829	L1685-21	COVER SHAFT END HYDRAULIC PUMP	1
19	XDCZZ	13829	K1603	COVER PORT END HYDRA ULIC PUMP	1
20	PACZZ	13829	A1014-1-003	GASKET HYDRAULIC PUMP	2
21	XDCZZ	13829	J1058	PLATE THRUST HYDRAULIC PUMP	2
22	XDCZZ	13829	K3026-3	RUBBER ROUND SECTIO	2
23	PACZZ	13829	K3026-3	RUBBER ROUND SECTIO	8
24	XDCZZ	13829	J1032	BEARING,ROLLER,NEED HYDRAULIC	4
				PUMP.....	
25	XDCZZ	13829	E1006M-20	GEAR SET,SPUR,MATCH HYDRAULIC	2
				PUMP.....	
26	XDCZZ	13829	1007-20	GEAR DRIVEN HYDRAULIC PUMP	1
27	XDCZZ	13829	J1688-20-8	HOUSING HYDRAULIC PUMP	1
28	XDCZZ	13829	X41-4	SCREW,DRIVE IDENTIFICATION PLATE.	2
29	XDCZZ	13829	A2078-45-1	PLATE IDENTIFICATION HYDRAULIC	1
				PUMP.....	
				END OF FIGURE	

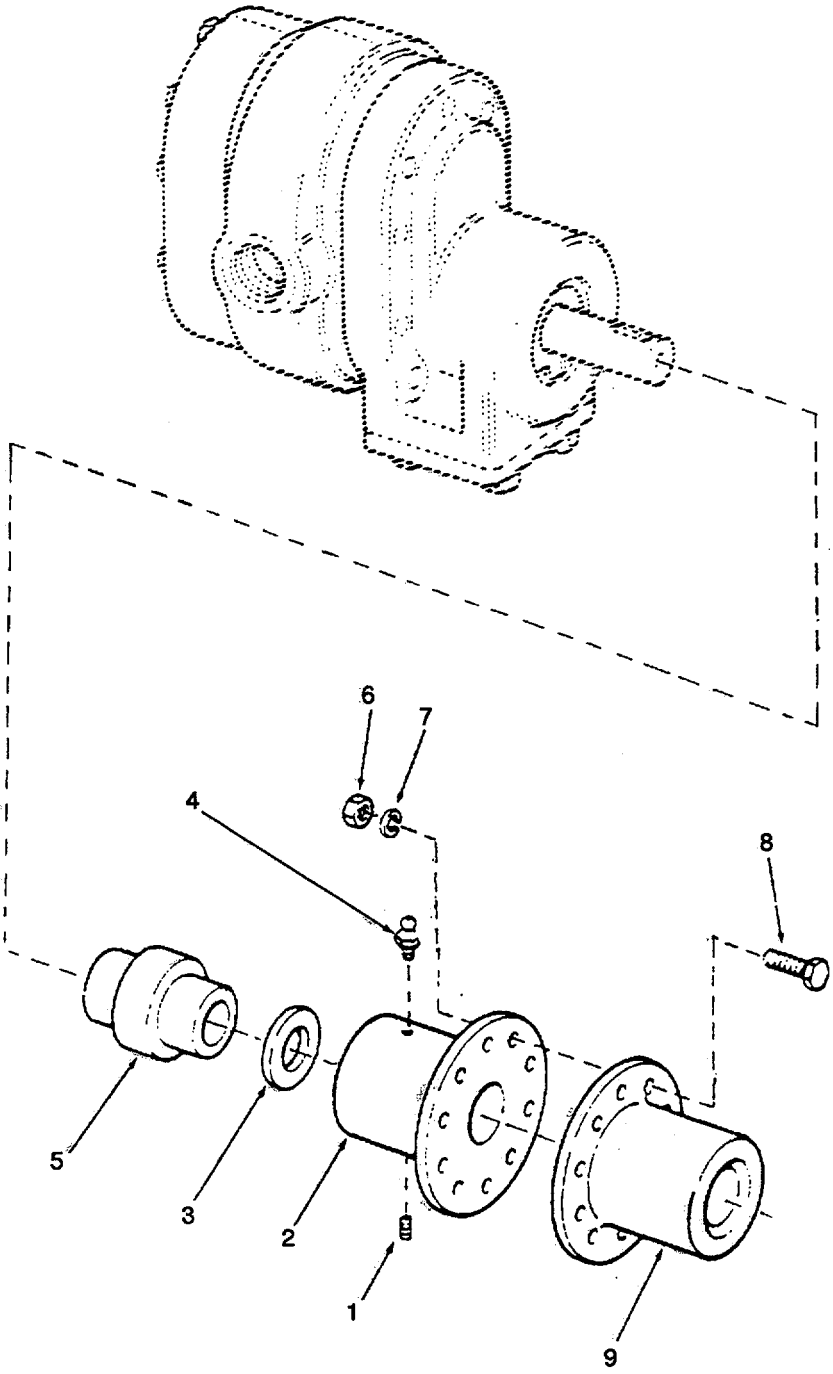


Figure 198. Hydraulic Pump Couplings.

SECTION II

TM 55-1905-220-20P

(1) ITEM NO	(2) SMR CODE	(3) CAGE C	(4) PART NUMBER	(5) DESCRIPTION AND USABLE ON CODES(UOC)	(6) QTY
GROUP 05 ANCHOR HANDLING SYSTEM					
FIG. 198 HYDRAULIC PUMP COUPLINGS					
1	PACZZ	96906	MS51023-74	SETSCREW	1
2	XDCZZ	55102	82-6928	COUPLING DRIVING HYDRAULIC PUMP	1
3	PCCZZ	55102	5567096	SEAL OIL HYDRAULIC PUN.....	1
4	PACZZ	96906	MS15006-1	FITTING,LUBRICATION	1
5	XDCZZ	55102	B6928	COUPLING DRIVEN HYDRAULIC PUMP	1
6	PACZZ	96906	MS51967-8	NUT,PLAIN,HEXAGON	10
7	PACZZ	96906	MS35338-46	WASHER,LOCK	10
8	PACZZ	96906	MS90725-65	SCREW,CAP,HEXAGON H	10
9	XDCZZ	55102	5561975	COUPLING HYDRAULIC PUMP ENGINE	1

END OF FIGURE

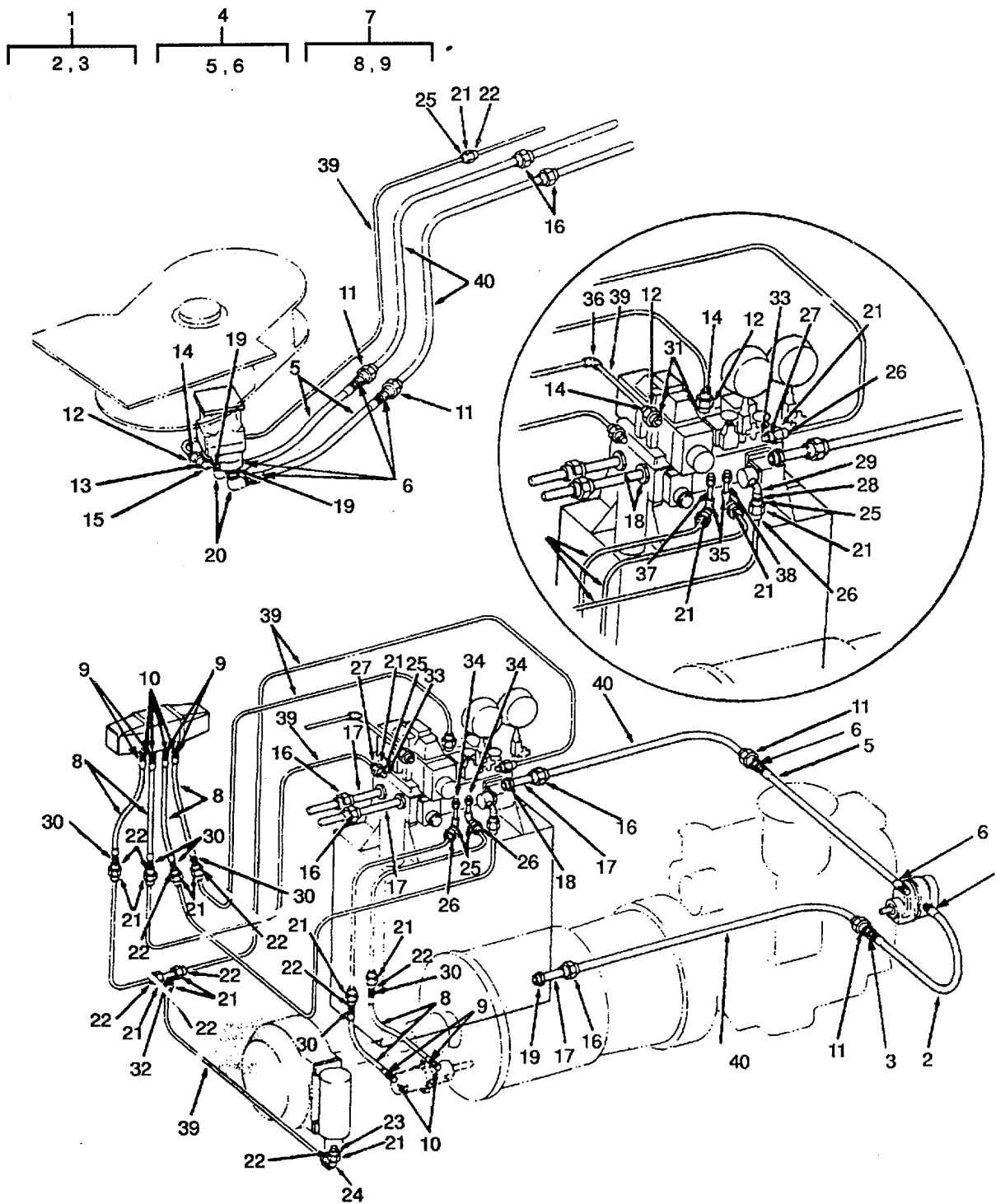


Figure 199. Hydraulic Piping.

SECTION II

TM 55-1905-220-20P

(1) ITEM NO	(2) SMR CODE	(3) CAGE C	(4) PART NUMBER	(5) DESCRIPTION AND USABLE ON CODES(UOC)	(6) QTY
GROUP 05 ANCHOR HANDLING SYSTEM					
FIG. 199 HYDRAULIC PIPING					
10	XDCZZ	63220	2400 3/8X1/4	BUSHING REDUCER 3/8	6
11	XDCZZ	30327	6USG-16X16	ADAPTER 1 INCH UNION SWIVE L.....	4
12	XDCZZ	99565	50N-2	NUT,UNION	3
13	XDCZZ	99565	54R-2	TAILPIECE MALE PIPE	1
14	XDCZZ	99565	51T-2-1	REDUCER SOCKET WELD	3
15	XDCZZ	45681	8-3/8 AE40G-S	ELBOW 90 DEGREE 3/4-16 MALE X 3/8	1
				FPT	
16	XDCZZ	63220	2220	UNION SOCKET WELD 1	6
17	XDCZZ	80064	520-4661599-44	NIPPLE PIPE NPT THREADED ONE END.	3
18	XDCZZ	45681	20-1-F50G-S	ADAPTER 1-5/8-12 X 1 FPT STEEL	2
19	XDCZZ	63220	2400 1-1/4X1	BUSHING REDUCER 1/4 X 1 INCH	2
				STEEL.....	
20	XDCZZ	45681	1-CD-S	ELBOW STREET 90 DEGREE INPT.....	2
21	XDCZZ	99565	50N-1	NUT UNION STEEL 1/4	1
22	XDCZZ	99565	51R-1	TAILPIECE SOCKET WELD STEEL 1/4	12
				INCH	
23	XDCZZ	99565	59R-1	CONNECTOR STRAIGHT THREAD STEEL 1/	1
				4 INCH	
24	XDCZZ	99565	41-1	ELBOW 90 DEGREE D-RING TYPE STEEL	1
				1/4 INCH	
25	XDCZZ	99565	51T-1	PIECE THREADED SOCKET WELD STEEL 1/	7
				4 INCH	
26	XDCZZ	99565	53R-1	TAILPIECE FEMALE PIPE STEEL 1/4	4
				INCH	
27	XDCZZ	99565	54R-1	TAILPIECE MALE PIPE	1
28	XDCZZ	00624	2040-2-43	CONNECTOR REDUCING 1/4 FPT X 1/8	1
				MPT	
29	XDCZZ	80064	520-4661599-99	ELBOW STREET 1/4 INCH STEEL 3000 LB	1
30	XDCZZ	99565	53T-1	PIECE THREADED FEMALE PIPE 1/4 INCH	6
31	XDCZZ	99565	64R-2	CONNECTOR FEMA LE	
				STRAIGHT THREAD3/8 INCH	
32	XDCZZ	99565	40-1	TEE O-RING TYPE STEEL 1/4 INCH	1
33	XDCZZ	00624	2216-4-6S	ADAPTER 1/4 FPT X 9/16-18 MALE STR	2
				THREAD.....	
34	XDCZZ	00624	2246-4-6S	ADAPTER 1/4 MPT X 9/16-18 FEMALE	2
				STR THREAD.....	
35	XDCZZ	00624	2087-4-4S	ELBOW 90 DEGREE1/4 INCH	2
36	XDCZZ	80064	520-4661599-103	ELBOW SOCKET WELD 90 DEGR EE 1/4	1
				INCH	
37	XDCZZ	80064	520-4661599-97	NIPPLE 1/4 IPS 1/2 INCH LONG	1
				SCHEDULE 80	
38	XDCZZ	80064	520-4661599-98	NIPPLE 1/4 IPS 1/2 INCH LONGS	1
				SCHEDULE 80	
39	XDCZZ	80064	520-4661599-51	PIPE 1/4 INCH SEAMLESS STEEL	80
				SCHEDULE 80	
40	XDCZZ	80064	520-4661599-52	PIPE 1 INCH SEAMLESS STEEL	70
				SCHEDULE 80	

END OF FIGURE

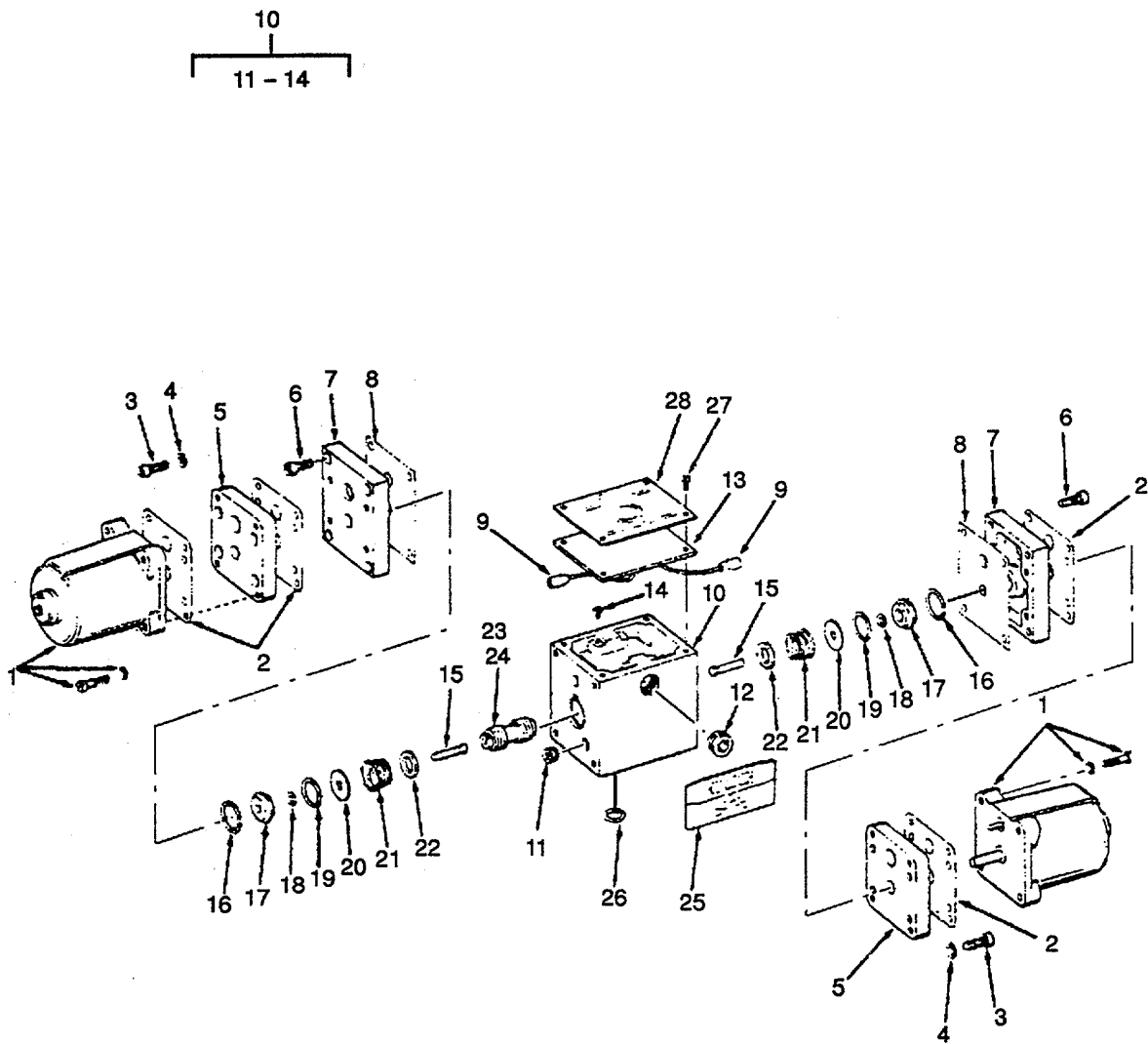


Figure 200. Spring Centered Solenoid Directional Valve.

SECTION II

TM.55-1905-220-20P

(1) ITEM NO	(2) SMR CODE CAGEC	(3)	(4) PART NUMBER	(5) DESCRIPTION AND USABLE ON CODES(UOC)	(6) QTY
				GROUP 05 ANCHOR HANDLING SYSTEM	
				FIGURE 200 SPRING CENTERED SOLENOID DIRECTIONAL VALVE	
	PACZZ	62983	DG4S4-016C-50	VALVE ,LINEAR DIRECTIONAL ,SPRING	1
1	PACZZ	62983	195053	CENTERED SOLENOID	2
2	KFCZZ	62983	195047	SOLENOID,ELECTRICAL DIRECTIONAL	4
3	XDCZZ	62983	161736	VALVE	8
4	XDCZZ	62983	99781	GASKET SOLENOID MOUNTING PART OF	8
5	XDCZZ	62983	195074	KIT P/N 919428	2
6	XDCZZ	62983	101630	SCREW MACHINE MOUNTING PLATE	8
7	XDCZZ	62983	289307	WASHER MOUNTING PLATE	2
8	KFCZZ	62983	281545	PLATE MOUNTING SOLENOID	8
9	XDCZZ	62983	195075	SCREW MACHINE ADAPTER PLATE	2
10	XBCZZ	62983	941853	PLATE ADAPTOR DIRECTIONAL VALVE	2
11	XDCZZ	62983	7074	GASKET ADAPTER PLATE PART OF KIT	2
12	XDCZZ	62983	7077	P/N 919428.....	2
13	PACZZ	62983	286122	CONNECTOR,PLUG	1
14	PACZZ	62983	36212	BODY SUBASSEMBLY DIRECTIONAL VALVE	2
15	XDCZZ	62983	289340	PLUG BODY DIRECTIONAL VALVE	1
16	PACZZ	62983	236797	PLUG,PIPE DIRECTIONAL VALVE	2
17	XDCZZ	62983	281422	GASKET SUBASSEMBLY	2
18	KFCZZ	62983	154001	SCREW ,TAPPING	2
19	KFCZZ	62983	154012	PIN PUSH DIRECTIONAL VALVE	2
20	PACZZ	62983	281423	RING RETAINING GUIDE	2
21	XDCZZ	62983	290072	PIN,SPECIAL DIRECTIONAL VALVE	2
22	XDCZZ	62983	211846	O-RING DIRECTIONAL VALVE GUIDE	2
23	XDCZZ	62983	213232-7	INNER PART OF KIT P/N 919428	2
24	XDCZZ	62983	213232-9	PACKING,PREFORMED VALVE GUIDE	2
25	XDCZZ	62983	290345	OUTER PART OF KIT P/N 919428	2
26	KFCZZ	62983	199811	GUIDE,SPRING DIRECTIONAL VALVE	2
27	XDCZZ	62983	174638	SPRING DIRECTIONAL VALVE	2
28	XDCZZ	62983	DG4S4-016C-50 ID	WASHER,FLAT VALVE SPRING	2
	PCCZZ	62983	919428	SPOOL DIRECTIONAL VALVE SELECT	1
				FIT AT ASSEMBLY	1
				SPOOL DIRECTIONAL SE LECT FIT AT	1
				ASSEMBLY	1
				PLATE DIAGRAM DIRECTIONAL VALVE	5
				PACKING,PREFORMED DIRECTIONAL	4
				VALVE PART OF KIT P/N 919428	1
				SCREW MACHINE IDENTIFICATION PLATE	1
				IDENTIFICATION PLATE DIRECTIONAL	1
				VALVE.....	1
				GASKET SET DIRECTIONAL VALVE	1
				GASKET ADAPTER (2) 200-8	
				GASKET SOLENOID (4) 200-2	
				D-RING DIRECTIONAL (2) 200-18	
				PACKING,PREFORMED D (2) 200-19	
				PACKING,PREFORMED (5) 200-26	

END OF FIGURE

200-1

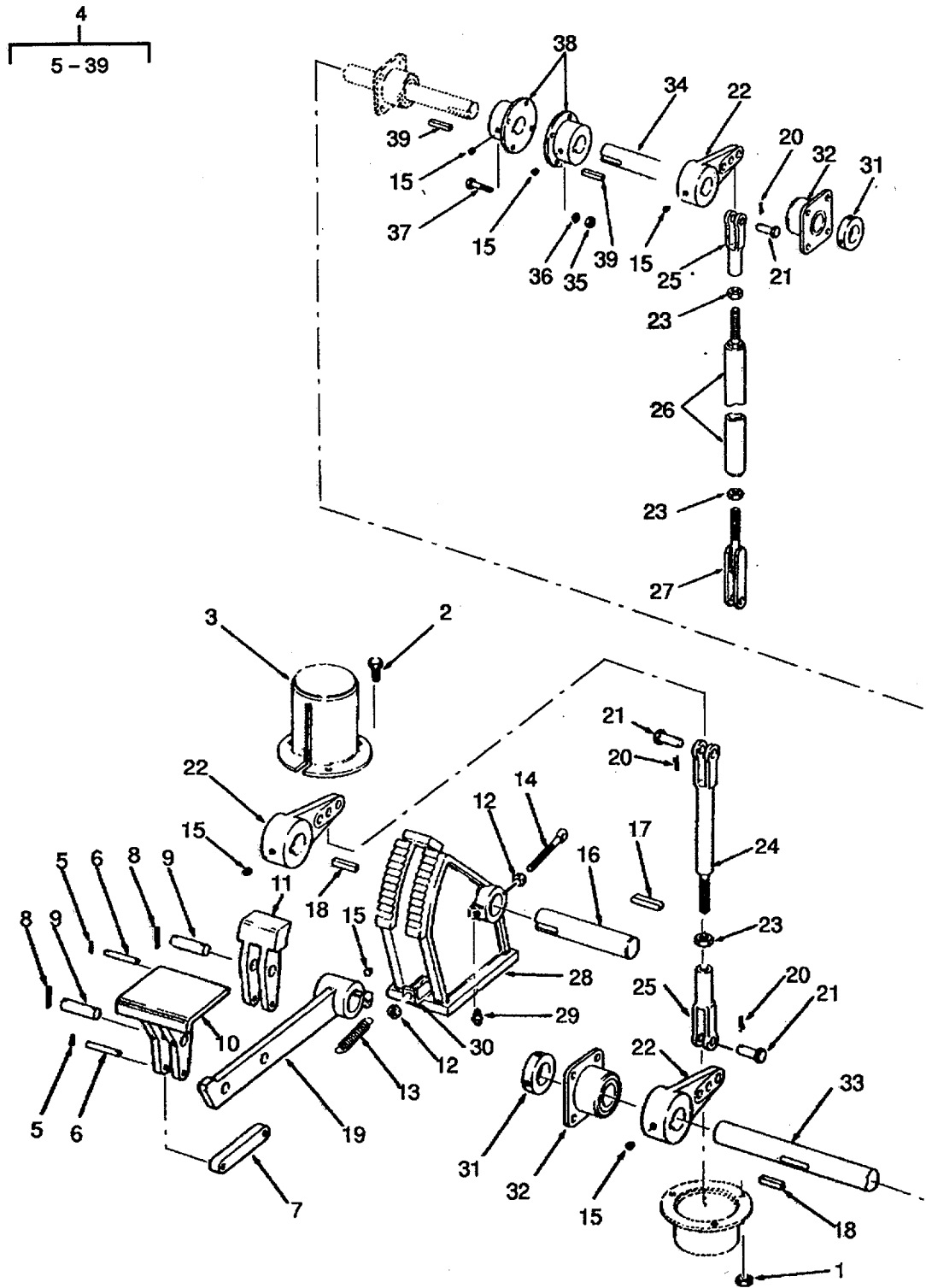


Figure 201. Anchor Winch Brake Control.

SECTION II

TM 55-1905-220-20P

(1) ITEM NO	(2) SMR CODE	(3) CAGEC	(4) PART NUMBER	(5) DESCRIPTION AND USABLE ON CODES(UOC)	(6) QTY
				GROUP 05	ANCHOR HANDLING SYSTEM
				FIGURE 201	ANCHOR WINCH BRAKE CONTROL
11	XDCZZ	55102	C2-2557	PAWL RATCHET	1
12	PACZZ	96906	MS35691-1	NUT, PLAIN, HEXAGON	2
13	XDCZZ	55102	5555626	SPRING FOOT LEVER	1
14	XDCZZ	55102	D2-6266	ROD END SPRING	1
15	XDCZZ	55102	5559914-025	SETSCREW LEVER	5
16	XDCZZ	55102	RC2607	SHAFT LEVER	1
17	XDCZZ	55102	5559909-253A	KEY FOOT LEVER	1
18	XDCZZ	55102	5559909-249A	KEY CONNECTING LINK	3
19	XDCZZ	55102	B10747	LEVER FOOT ANCHOR WINCH BRAKE	1
20	PACZZ	96906	MS24665-353	PIN, COTTER	3
21	XDCZZ	55102	5559913-006	PIN ROD END	3
22	XDCZZ	55102	C11855	LEVER CONNECTING LINK	3
23	PACZZ	96906	MS35691-37	NUT, PLAIN, HEXAGON	3
24	XDCZZ	55102	C11854	LINK CONNECTING	1
25	XDCZZ	55102	5559912-007	YOKE ADJUSTABLE	2
26	XDCZZ	55102	C11853	LINK CONNECTING	1
27	XDCZZ	55102	C11852	YOKE SLOTTED	1
28	XDCZZ	55102	RC2606	PEDESTAL RATCHET WELDED TO DECK	1
29	PACZZ	96906	MS1500	FITTING, LUBRICATION	2
30	XDCZZ	55102	D9494	PLATE RETENTION WELDED TO	1
				PEDESTAL.....	
31	XDCZZ	55102	5567103	BEARING FLANGE CONTROL ROD	3
32	DCZZ	55102	5559927-018	COLLAR SET CONTROL SHAFT	2
33	XDCZZ	55102	C6-5360	SHAFT CONTROL 7 FEET 3 INCHES	1
				LONG.....	
34	XDCZZ	55102	C1-5360	SHAFT CONTROL 8 FEET LONG	1
35	PACZZ	96906	MS51967-9	NUT, PLAIN, HEXAGON	4
36	PACZZ	96906	MS35338-46	WASHER, LOCK	4
37	XDCZZ	96906	MS90725-64	SCREW, CAP, HEXAGON H	4
38	XDCZZ	55102	D2-3391	COUPLING CONTROL SHAFT	1

END OF FIGURE

201-1

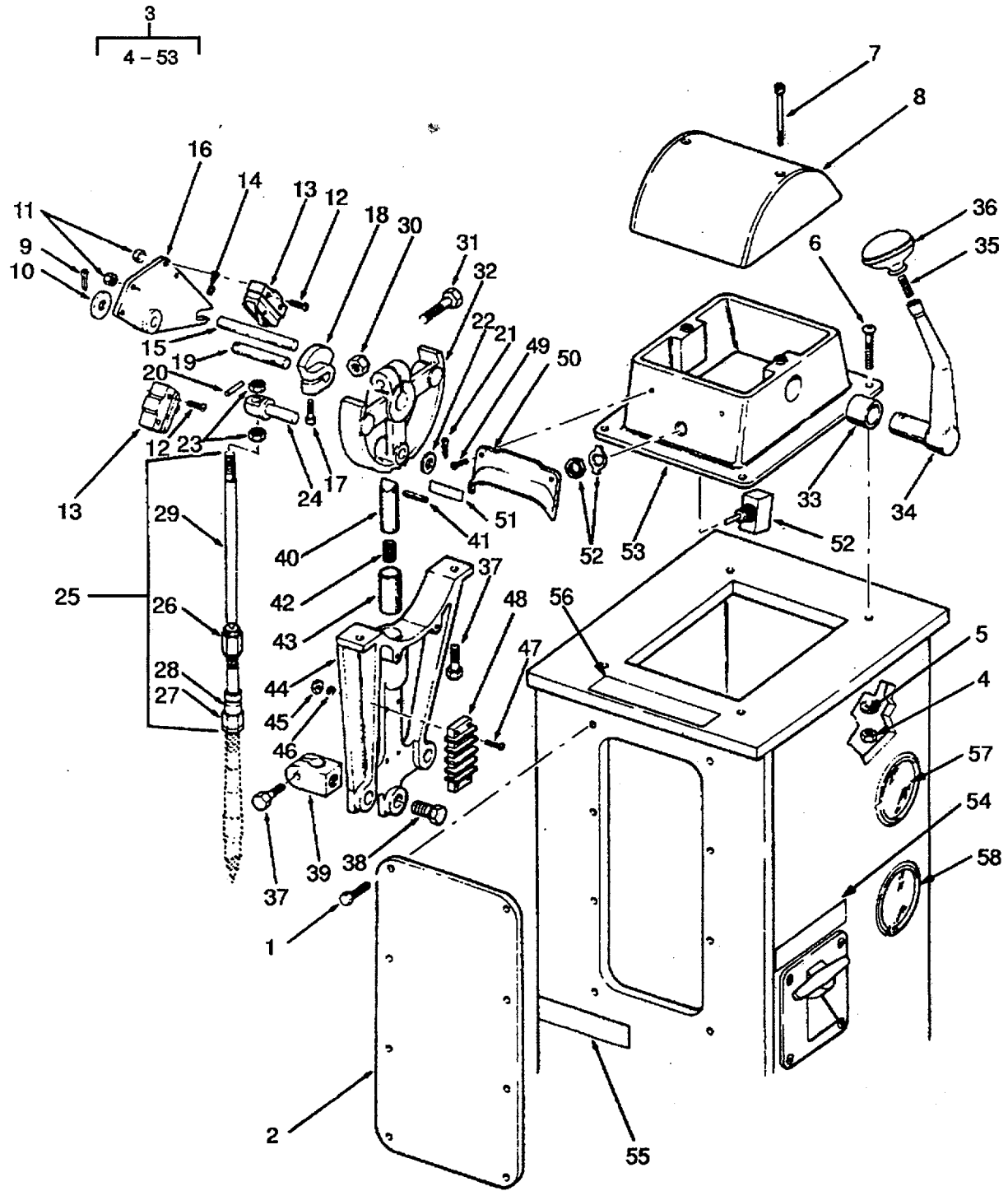


Figure 202. Engine Clutch and Throttle Controls.

SECTION II

TM 55-1905-220-20P

(1) ITEM NO	(2) SMR CODE	(3) CAGEC	(4) PART NUMBER	(5) DESCRIPTION AND USABLE ON CODES(UOC)	(6) QTY
				GROUP 05	ANCHOR HANDLING SYSTEM
				FIGURE 202	ENGINE CLUTCH AND THROTTLE CONTROLS
1	PACZZ	96906	MS35190-289	SCREW, MACHINE HEAD	8
2	XDCZZ	80064	520-4661599-74	PLATE CONTROL ACCESS	1
3	XDCZZ	86376	A-2086	CLUTCH AND THROTTLE	1
4	XDCZZ	86376	271	NUT PLAIN HEXAGON	4
5	XDCZZ	86376	269	WASHER BRASS	4
6	XDCZZ	86376	268	SCREW MACHINE MOUNTING BRASS	4
7	XDCZZ	86376	1217	SCREW, MACHINE	2
				ALUMINUM	
9	PACZZ	86376	719	PIN, COTTER STAINLESS STEEL	1
10	XDCZZ	86376	2061	WASHER BRASS	1
11	XDCZZ	86376	532	NUT PLAIN HEXAGON BRASS	4
12	XDCZZ	86376	531	.SCREW MACHINE CONTROL SWITCH ROD	4
13	PACZZ	86376	599	SWITCH, SENSITIVE	2
14	XDCZZ	86376	1224	SETSCREW SWITCH PLATE SHAFT	1
				STAINLESS STEEL	
15	XDCZZ	86376	2093	SHAFT SWITCH PLATE BRONZE	1
16	XDCZZ	86376	2078	PLATE CONTROL SWITCH BRONZE	1
17	XDCZZ	86376	1309	SCREW CLAMP LOCK	1
18	XDCZZ	86376	2077	CAM CONTROL SWITCH BRONZE	1
19	XDCZZ	86376	2079	SHAFT SWITCH CAM BRASS	1
20	XDCZZ	86376	1859	PIN CAM SHAFT STAINLESS STEEL	1
21	XDCZZ	86376	335	PIN COTTER BRASS	1
22	XDCZZ	86376	343	WASHER THROTTLE SWIVEL BRASS	1
23	XDCZZ	86376	1213	NUT LOCK BRASS	2
24	XDCZZ	86376	1168	JOINT THROTTLE SWIVEL BRASS	1
25	XDCZZ	86376	C-2190	ARTICULATOR ASSEMBLY	1
26	PACZZ	96906	MS51970-1	NUT, PLAIN, HEXAGON	1
27	PACZZ	96906	MS35691-32	NUT, PLAIN, HEXAGON	1
28	PACZZ	86376	2194	BUSHING CABLE ADAPTER BRASS	1
29	XBCZZ	86376	2197	ROD AND SOCKET ASSEMBLY	1
30	XDCZZ	86376	242	NUT, PLAIN, HEXAGON CLAMP BRASS	1
31	XDCZZ	86376	1211	BOLT, MACHINE	1
32	XDCZZ	86376	2092	QUADRANT THROTTLE BRONZE	1
33	XDCZZ	86376	1162	BEARING, SLEEVE HANDLE BRONZE	1
34	XDCZZ	86376	2090	LEVER CONTROL BRONZE	1
35	XDCZZ	86376	1160	STUD CONTROL HANDLE	1
36	XDCZZ	86376	1144	KNOB CONTROL HANDLE	1
37	XDCZZ	86376	261	SCREW CAP HEX HEAD CABLE CLAMP	3
38	XDCZZ	86376	1219	SCREW CABLE CLAMP MOUNTING BRASS	1
39	XDCZZ	86376	1167	CLAMP CABLE BRONZE	1
40	XDCZZ	86376	1157	PLUNGER DETENT LOCK	1
41	XDCZZ	86376	1218	PIN GUIDE STAINLESS	1
42	XDCZZ	86376	1158	SPRING DETENT PLUNGER PHOS BRONZE	1
43	PACZZ	86376	1165	BUSHING, PLUNGER PLUNGER BRONZE	1
44	XDCZZ	86376	2104	BRACKET CABLE ALUMINUM	1
45	XDCZZ	86376	275	NUT, PLAIN, HEXAGON	2

SECTION II

TM 55-1905-220-20P

(1) ITEM NO	(2) SMR CODE	(3) CAGEC	(4) PART NUMBER	(5) DESCRIPTION AND USABLE ON CODES(UOC)	(6) QTY
46	PACZZ	86376	274	WASHER, LOCK BRONZE	2
47	XDCZZ	86376	272	SCREW STRIP BRASS	2
48	XDCZZ	86376	2087	TRIP TERMINAL FIBRE.....	1
49	PACZZ	86376	2107	SCREW, MACHINE SWITCH COVER BRASS	2
50	XDCZZ	86376	1991	COVER SWITCH BRONZE	1
51	XDCZZ	86376	1872	PLATE IDENTIFICATION ANCHOR WINCH	1
				ENGINE CONT	
53	XDCZZ	86376	2106	HOUSING MAIN ANCHOR	1
54	XDCZZ	80064	605-4661614-127	PLATE IDENTIFICATION EMER SHUTDOWN.	1
55	XDCZZ	80064	605-4661614-129	PLATE IDENTIFICATION ANCHOR WINCH	1
				ENGINE STOP	
56	XDCZZ	80064	605-4661614-128	PLATE IDENTIFICATION ANCHOR WINCH	1
				ENGINE START	
57	XDCZZ	70040	TG-82	GAGE, TEMPERATURE TEMPERATURE	1
				ANCHOR WINCH ENGINE	
58	PACZZ	70040	PG31	GAGE, PRESSURE, DIAL ANCHOR WINCH	1
				ENGINE	

END OF FIGURE

202-2

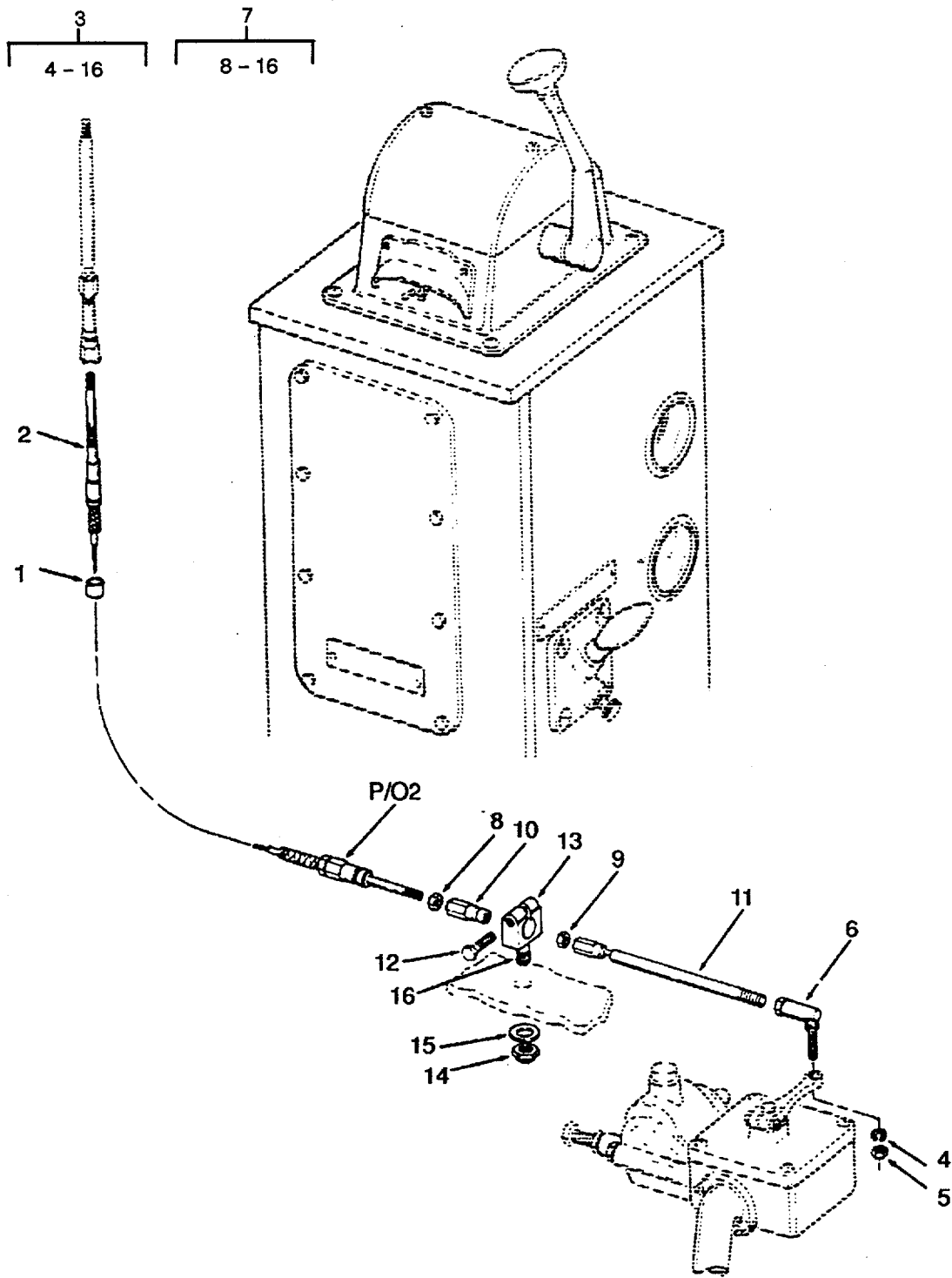


Figure 203. Throttle Cable and Linkage.

SECTION II

TM 55-1905-220-20P-1

(1) ITEM NO	(2) SMR CODE	(3) CAGEC	(4) PART NUMBER	(5) DESCRIPTION AND USABLE ON CODES(UOC)	(6) QTY
				GROUP 05 ANCHOR HANDLING SYSTEM	
				FIGURE 203 THROTTLE CABLE AND LINKAGE	
1	XDCZZ	86376	D-2238	BUSHING CABLE SUPPORT	2
2	XDCZZ	04638	514-MV-4	CABLE THROTTLE 29 FEET	1
3	XDCZZ	86376	C-2927	KIT THROTTLE CABLE CONNECTING	1
4	XDCZZ	86379	541	NUT PLAIN HEX	2
5	XDCZZ	86376	127	WASHER LOCK	1
6	PACZZ	86376	1084	BALL,JOINT	1
7	XDCZZ	86376	C-2190	ARTICULATOR ASSEMBLY	1
8	PACZZ	96906	MS51970-1	NUT,PLAIN,HEXAGON	1
9	PACZZ	96906	MS35691-32	NUT,PLAIN,HEXAGON	1
10	XDCZZ	86376	2194	BUSHING, CABLE ADAPT ADAPTER BRASS	1
11	XDCZZ	86376	2197	ROD AND SOCKET ASSEMBLY BRASS	1
				AND SST	
12	XDCZZ	86376	261	SCREW CABLE CLAMP MOUNTING	1
13	XDCZZ	86376	1167	CLAMP PUSH-PULL CABLE	1
14	XDCZZ	86376	519	NUT PLAIN HEX	1
15	XDCZZ	86376	1297	WASHER FLAT	1
16	XDCZZ	86376	1283	STUD THREADED BOTH ENDS	1

END OF FIGURE

203-1

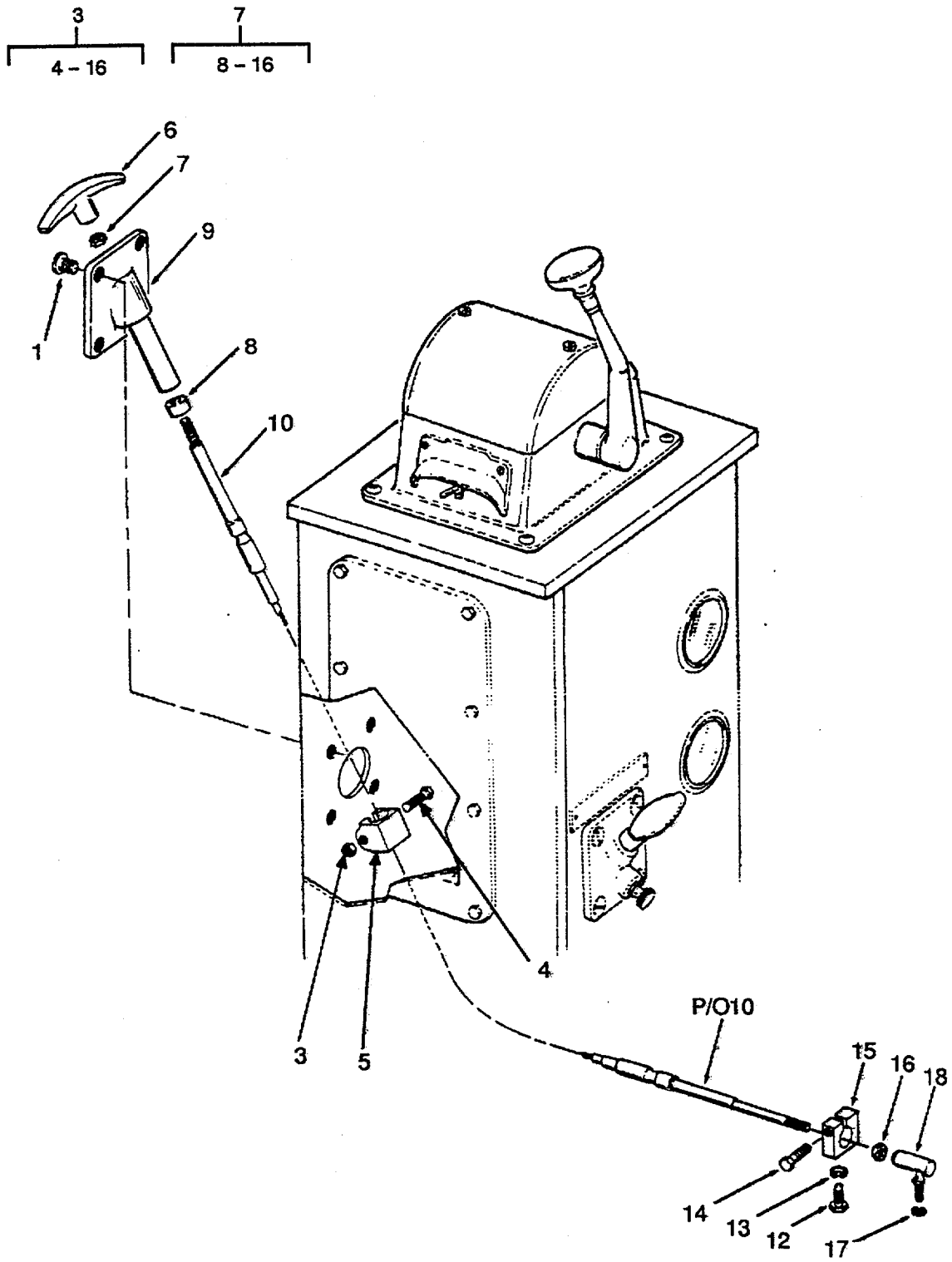


Figure 204 Engine Stop Control..

SECTION II

TM 55-1905-220-20P

(1) ITEM NO	(2) SMR CODE	(3) CAGEC	(4) PART NUMBER	(5) DESCRIPTION AND USABLE ON CODES(UOC)	(6) QTY
				GROUP 05	ANCHOR HANDLING SYSTEM
				FIGURE 204	ENGINE STOP CONTROL
1	PACZZ	96906	MS35190-287	SCREW,MACHINE HEAD	4
2	XDCZZ	86376	B-2770	GOVERNOR,SHUTDOWN STOP-GOVERNOR 1 AND FUEL	
3	XDCZZ	86376	242	NUT, PLAIN, HEXAGON	1
4	XDCZZ	86376	1211	BOLT, MACHINE	1
5	XDCZZ	86376	1776	CLAMP CABLE	1
6	XDCZZ	86376	2136	HANDLE TEE	1
7	PACZZ	96906	MS35691-8	NUT, PLAIN, HEXAGON	1
8	PACZZ	86376	D-1712	BUSHING, SLEEVE	1
9	XDCZZ	86376	2771	TUBE AND BRACKET ASSEMBLY	1
10	XDCZZ	86376	C-1332	CONTROL ASSEMBLY, PU SHUTDOWN 29 FEET LONG	1
11	XDCZZ	86376	C-2926	KIT CABLE CONNECTING SAME KIT USE D ON ENGINE STOP AND EMERGENCY SHUTDOWN CONTROLS	2
12	XDCZZ	86376	1755	SCREW, CAP, HEXAGON	1
13	PACZZ	86376	884	WASHER, LOCK	1
14	XDCZZ	86376	259	SCREW CLAMP	1
15	XDCZZ	86376	2856	CLAMP CABLE	1
16	XDCZZ	86376	1128	NUT,LOCK,BALL,JOINT	2
17	PACZZ	86376	260	WASHER,LOCK	1
18	XDCZZ	86376	1725	BALL JOINT	1

END OF FIGURE

204-1

2
3 - 15

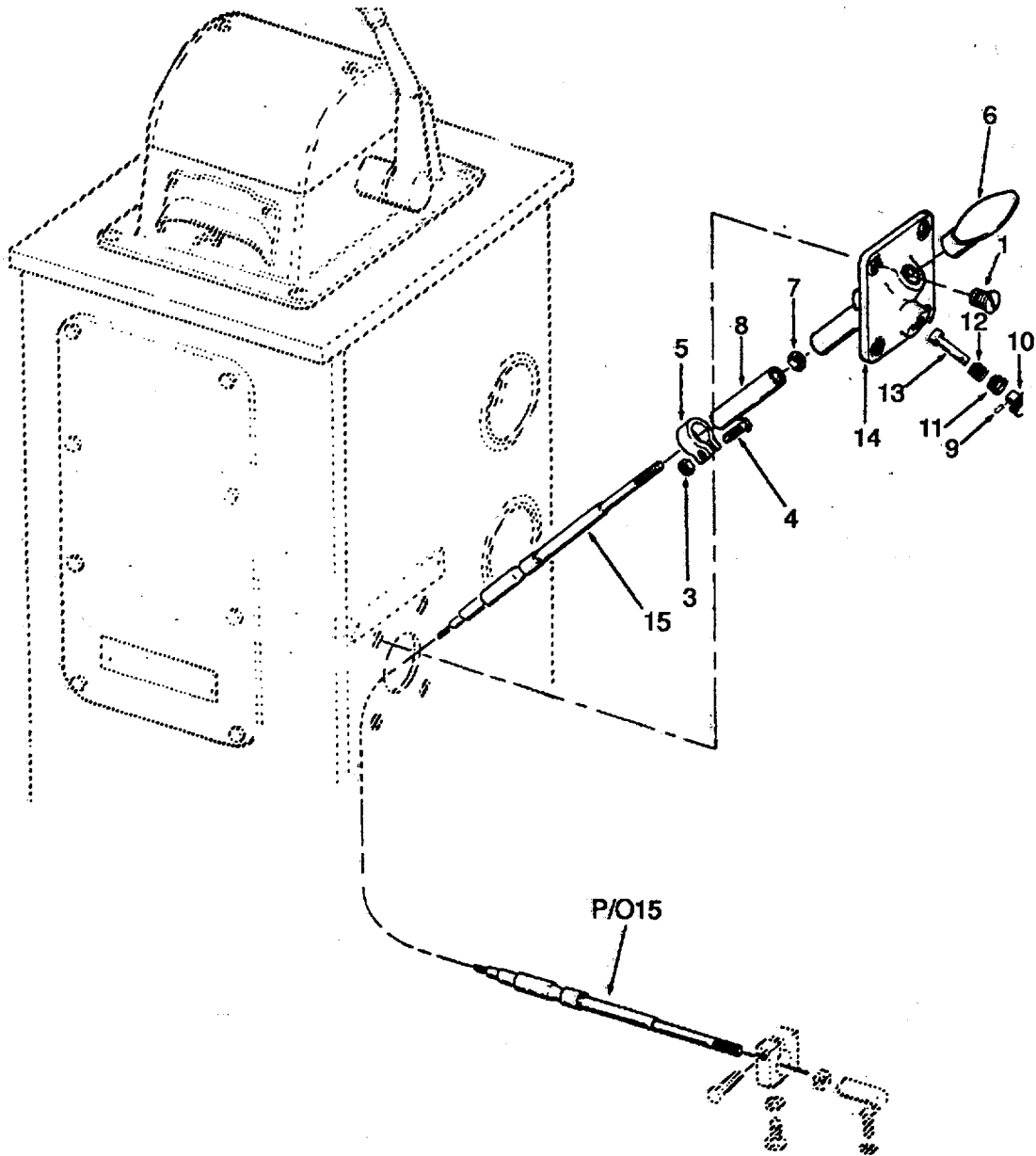


Figure 205. Engine Emergency Stop Control.

SECTION II

(1) ITEM NO	(2) SMR CODE	(3) CAGEC	(4) PART NUMBER	(5) DESCRIPTION AND USABLE ON CODES(UOC)	(6) QTY
				GROUP 05 ANCHOR HANDLING SYSTEM	
				FIGURE 205 ENGINE EMERGENCY STOP CONTROL	
1	PACZZ	96906	MS35190-287	SCREW, MACHINE HEAD	4
2	XDCZZ	86376	B-2780	CONTROL EMERGENCY AIR SHUTDOWN	1
				LOCKING TYPE	
3	XDCZZ	86376	242	NUT, PLAIN, HEXAGON	1
4	XDCZZ	86376	1211	BOLT, MACHINE	1
5	XDCZZ	86376	1776	CLAMP CABLE	1
6	XDCZZ	86376	2136	HANDLE TEE	1
7	PACZZ	96906	MS35691-8	NUT, PLAIN, HEXAGON	1
8	XDCZZ	86376	2784	TUBE SHUTDOWN	1
9	XDCZZ	86376	1346	PIN ROLL	1
10	XDCZZ	86376	1878	KNOB LOCK PIN	1
11	XDCZZ	86376	1879	BUSHING LOCK PIN	1
12	XDCZZ	86376	1881	SPRING LOCK	1
13	XDCZZ	86376	1877	PIN LOCKING	1
14	XDCZZ	86376	2785	BRACKET AND TUBE ASSEMBLY	1
15	XDCZZ	86376	C1332	CABLE EMERGENCY AIR	1

END OF FIGURE

205-1

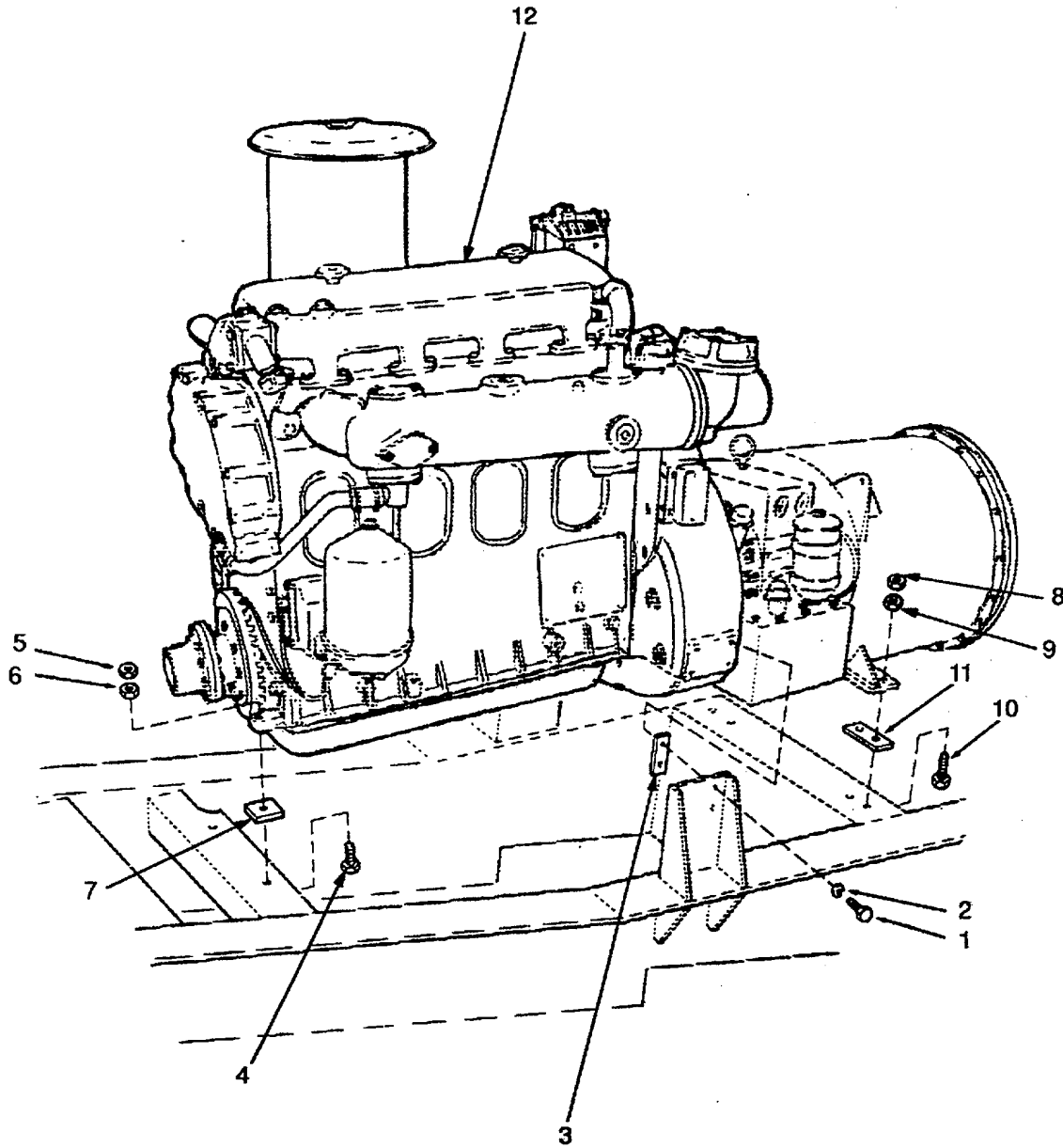


Figure 206. Engine and Torque Converter Mounting.

SECTION II

TM 55-1905-220-20P

(1) ITEM NO	(2) SMR CODE	(3) CAGEC	(4) PART NUMBER	(5) DESCRIPTION AND USABLE ON CODES(UOC)	(6) QTY
				GROUP 05	ANCHOR HANDLING SYSTEM
				FIGURE 206	ENGINE AND TORQUE CONVERTER MOUNTING
1	XDCZZ	96906	MS90725-116	SCREW CAP HEX HEAD	8
2	XDCZZ	96906	MS35338-48	.WASHER,LOCK	8
3	XDCZZ	80064	113-4661534-133	.CHOCK STEEL 1-1/2 X 3-1/2	4
4	XDCZZ	96906	MS90725-170	.SCREW,CAP,HEXAGON	2
5	PACZZ	96906	MS51967-21	.NUT,PLAIN,HEXAGON	2
6	PACZZ	96906	MS35691-50	.NUT,PLAIN,HEXAGON	2
7	XDCZZ	80064	113-4661534-131	.CHOCK STEEL 2 X	2
8	PACZZ	96906	MS35691-57	.NUT,PLAIN,HEXAGON	12
9	PACZZ	96906	MS51967-24	.NUT,PLAIN,HEXAGON	1 2
10	XDCZZ	96906	MS90728-191	.SCREW,CAP,HEXAGON H	12
11	XDCZZ	80064	113-4661534-130	.GASKET 4-1/2	2
12	PBCHH	72582	1043-7000	.ENGINE, DIESEL DIESEL ANCHOR WINCH.	1

END OF FIGURE

206-1

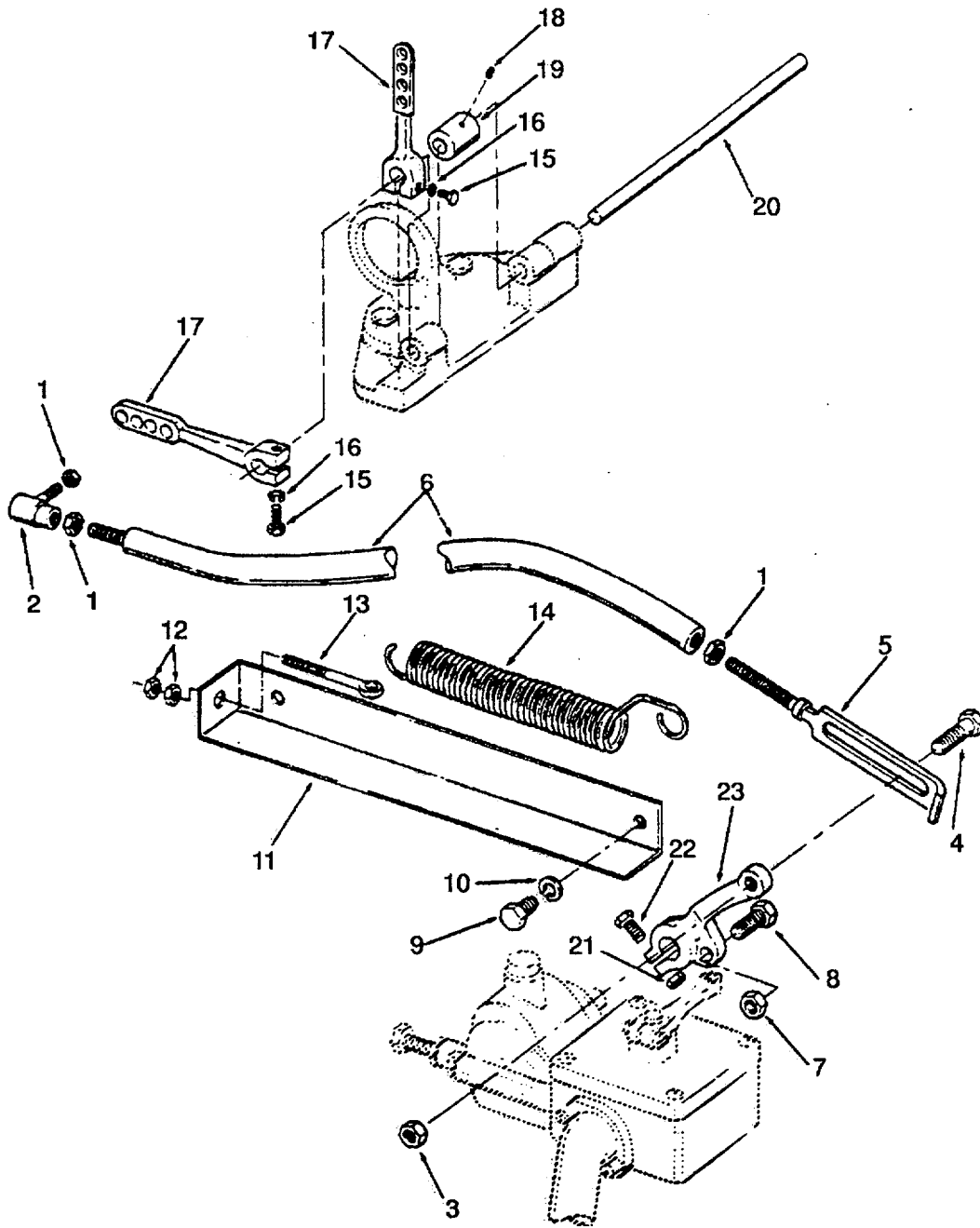


Figure 207. Engine Throttle Linkage.

SECTION II

TM 55-1905-220-20P

(1) ITEM NO	(2) SMR CODE	(3) CAGEC	(4) PART NUMBER	(5) DESCRIPTION AND USABLE ON CODES(UOC)	(6) QTY
				GROUP 05	ANCHOR HANDLING SYSTEM
				FIGURE 207	ENGINE THROTTLE LINKAGE
1	PACZZ	96906	MS51943-34	NUT, SELF-LOCKING, HE	3
2	PACZZ	72582	5118951	BALL JOINT THROTTLE CONTROL	1
3	PACZZ	96906	MS35691-57	NUT,PLAIN,HEXAGON	1
4	PACZZ	72582	5120854	BOLT,SHOULDER THROTTLE CONTROL	1
5	XDCZZ	72582	5172654	CONNECTING LINK.RIG	1
6	XDCZZ	72582	5174123	ROD,THREADED END CONTROL	1
7	PACZZ	72582	5186749	NUT,PLAIN,HEXAGON	1
8	PACZZ	72582	5171045	BOLT,MACHINE	1
9	PACZZ	96906	MS90725-57	SCREW,CAP,HEXAGON H	2
10	PACZZ	96906	MS35338-46	WASHER,LOCK	2
11	XDCZZ	72582	5172501	BRACKET THROTTLE BOOSTER SPRING	1
12	XDCZZ	96906	MS51967-2	NUT,PLAIN,HEXAGON	2
13	XDCZZ	72582	5172502	EYE THROTTLE BOOSTER ADJUSTING	1
14	PACZZ	72582	5172499	SPRING,HELICAL,EXTE BOOSTER	1
15	PACZZ	96906	MS90725-7	SCREW,CAP,HEXAGON H	2
16	PACZZ	96906	MS35338-44	WASHER,LOCK	2
17	XDCZZ	72582	5164318	LEVER,MANUAL CONTRO CONTROL	2
				CROSS SHAFT	
18	PACZZ	96906	MS51964-64	SETSCREW	1
19	XDCZZ	72582	5164320	COLLAR, SHAFT CONTROL CROSS SHAFT.	1
20	XDCZZ	72582	3290823	SHAFT,THROTTLE CONT CONTROL CROSS	1

END OF FIGURE

207-1

12
|
13 - 19

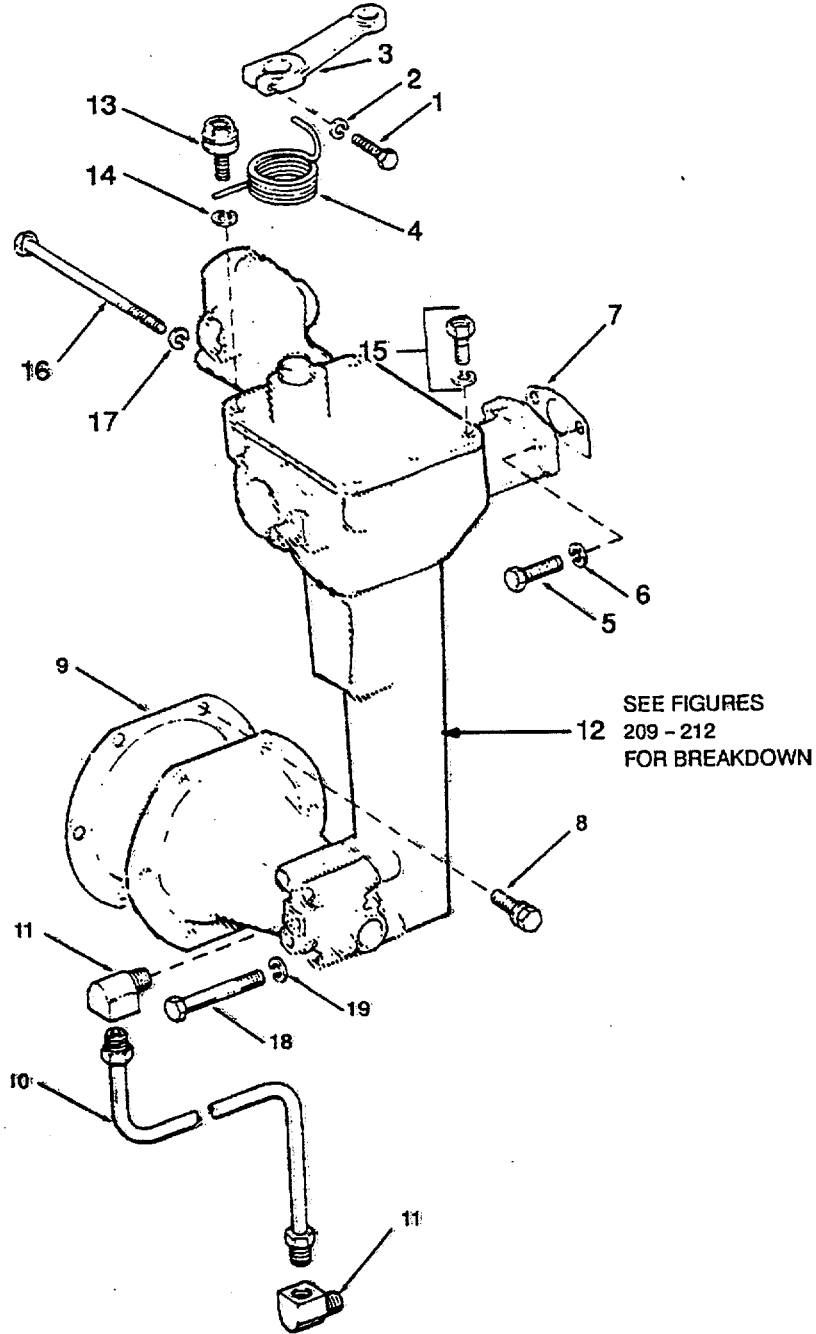


Figure 208. Governor Linkage and Mounting.

SECTION II

TM 55-1905-220-20P

(1) ITEM NO	(2) SMR CODE	(3) CAGEC	(4) PART NUMBER	(5) DESCRIPTION AND USABLE ON CODES(UOC)	(6) QTY
				GROUP 05 ANCHOR HANDLING SYSTEM	
				FIGURE 208 GOVERNOR LINKAGE AND MOUNTING	
1	PACZZ	96906	MS90725-8	SCREW,CAP,HEXAGON H	1
2	PACZZ	96906	MS35338-44	WASHER,LOCK	1
3	XDCZZ	72582	5158432	LEVER,REMOTE CONTRO COVER	1
				TAROTTE SHAFT	
4	PACZZ	72582	5129710	SPRING,HELICAL,TORS THROTTLE	1
				LEVER RETURN	
5	PACZZ	96906	MS90725-6	SCREW,CAP,HEXAGON H.....	2
6	PACZZ	96906	MS35338-44	WASHER,LOCK	2
7	PCCZZ	72582	5123812	GASKET CYLINDER HEAD PART OF:KIT P/N	1
				5193114	
8	PACZZ	81381	5131685	BOLT, ASSEMBLED WASH GOVERNOR	6
9	PCCZZ	72582	5150246	GASKET BLOWER PART OF KIT P/N	1
				5193114	
10	XDCZZ	72582	5176834	TUBE ASSEMBLY, METAL BEARING	1
				LUBRICATION	
11	XDCZZ	72582	5177752	ELBOW, PIPE BEARING LUBRICATION	2
12	PACHH	72582	5144136	GOVERNOR, DIESEL ENG.....	1
13	XDCZZ	72582	5126792	HOLDER, SPRING GOVERNOR COVER	1
14	PACZZ	96906	MS35338-44	WASHER, LOCK 1	
15	PACZZ	72582	9417926	SCREW, ASSEMBLED WAS GOVERNOR	3
				COVER.....	

END OF FIGURE

208-1

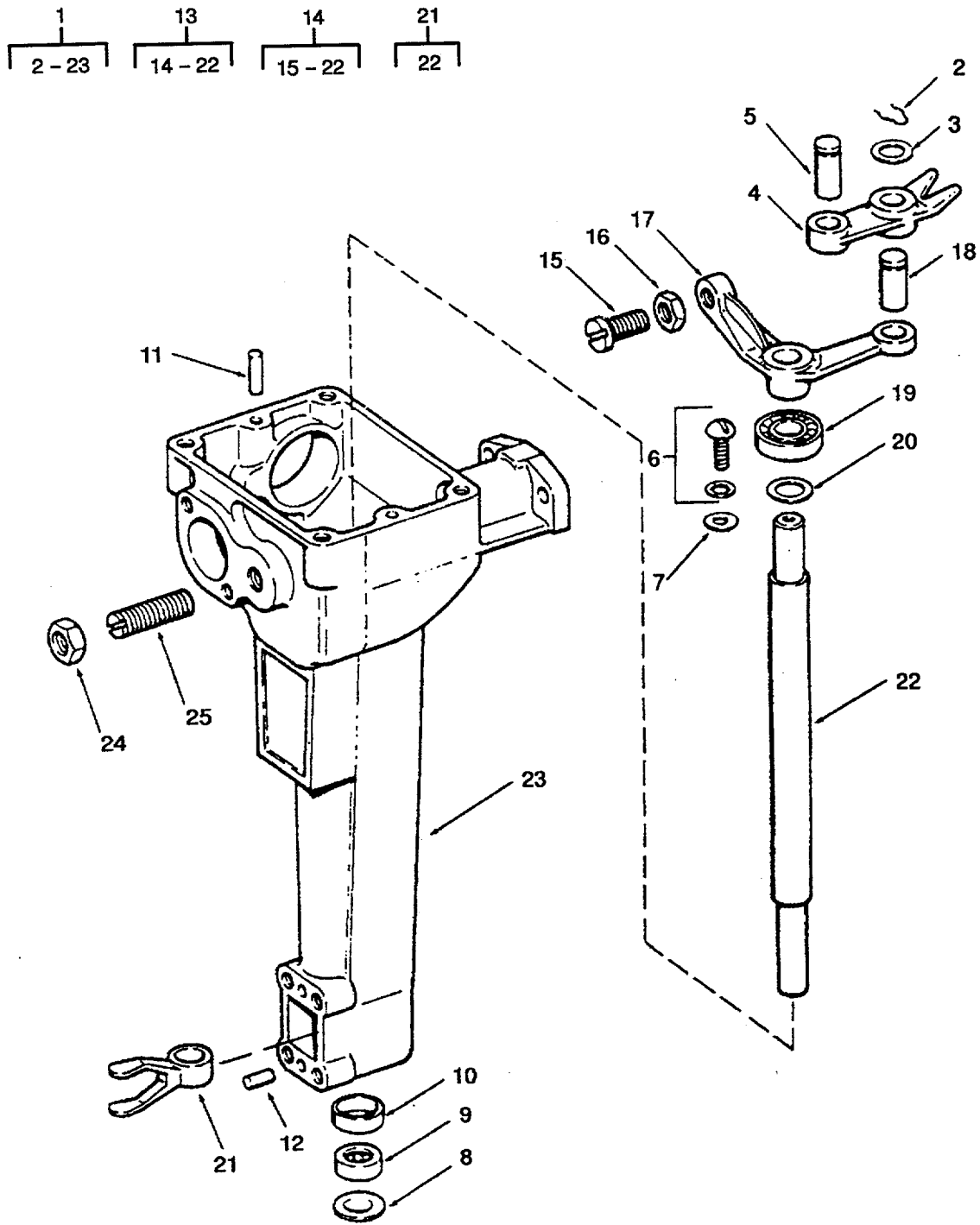


Figure 210. Governor Control Housing Assembly.

SECTION II

TM 55-1905-220-20P

(1) ITEM NO	(2) SMR CODE	(3) CAGEC	(4) PART NUMBER	(5) DESCRIPTION AND USABLE ON CODES(UOC)	(6) QTY
				GROUP 05 ANCHOR HANDLING SYSTEM	
				FIGURE 210 GOVERNOR CONTROL HOUSING ASSEMBLY	
24	PACZZ	96906	MS51967-8	NUT,PLAIN,HEXAGON	1
25	PACZZ	72582	5177083	SCREW ASSEMBLY,BUFF GOVERNOR	1
				BUFFER.....	

END OF FIGURE

210-1

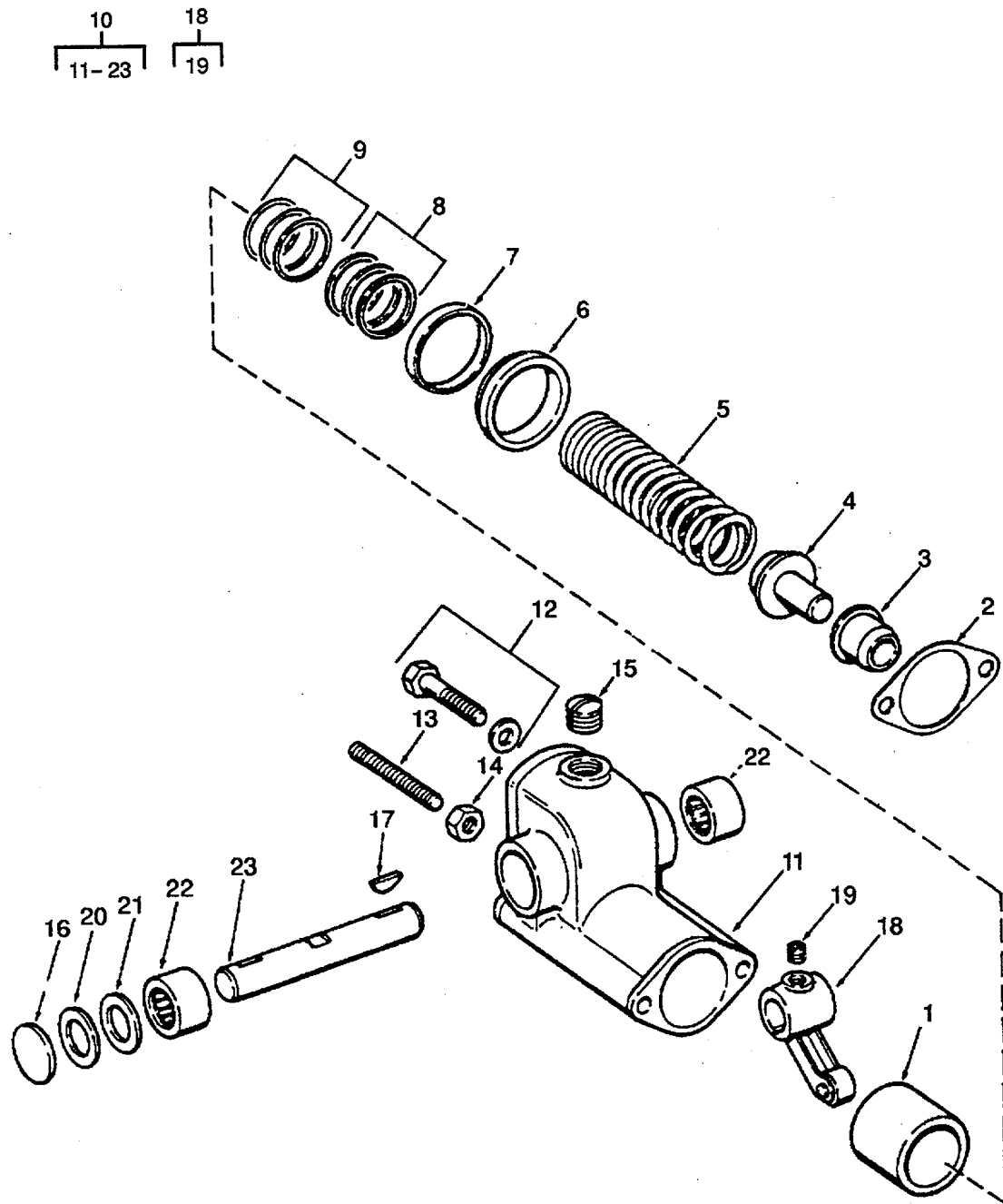


Figure 212. Governor Housing Assembly.

SECTION II

TM 55-1905-220-20P

(1) ITEM NO	(2) SMR CODE	(3) CAGEC	(4) PART NUMBER	(5) DESCRIPTION AND USABLE ON CODES(UOC)	(6) QTY
				GROUP 05 ANCHOR HANDLING SYSTEM	
				FIGURE 212 GOVERNOR HOUSING ASSEMBLY	
12	PACZZ	72582	9417926	SCREW,ASSEMBLED WAS COVER	1
13	PACZZ	80204	B1821BH025C125N	SCREW,CAP,HEXAGON H ADJUSTING.	1
14	XDCZZ	96906	MS51967-2	NUT,PLAIN,HEXAGON	1
15	XDCZZ	72582	5121182	PLUG,PIPE	1
16	PACZZ	72582	142656	PLUG,EXPANSION INCH	1

END OF FIGURE

212-1

1
2-31

8
9-31

11
12

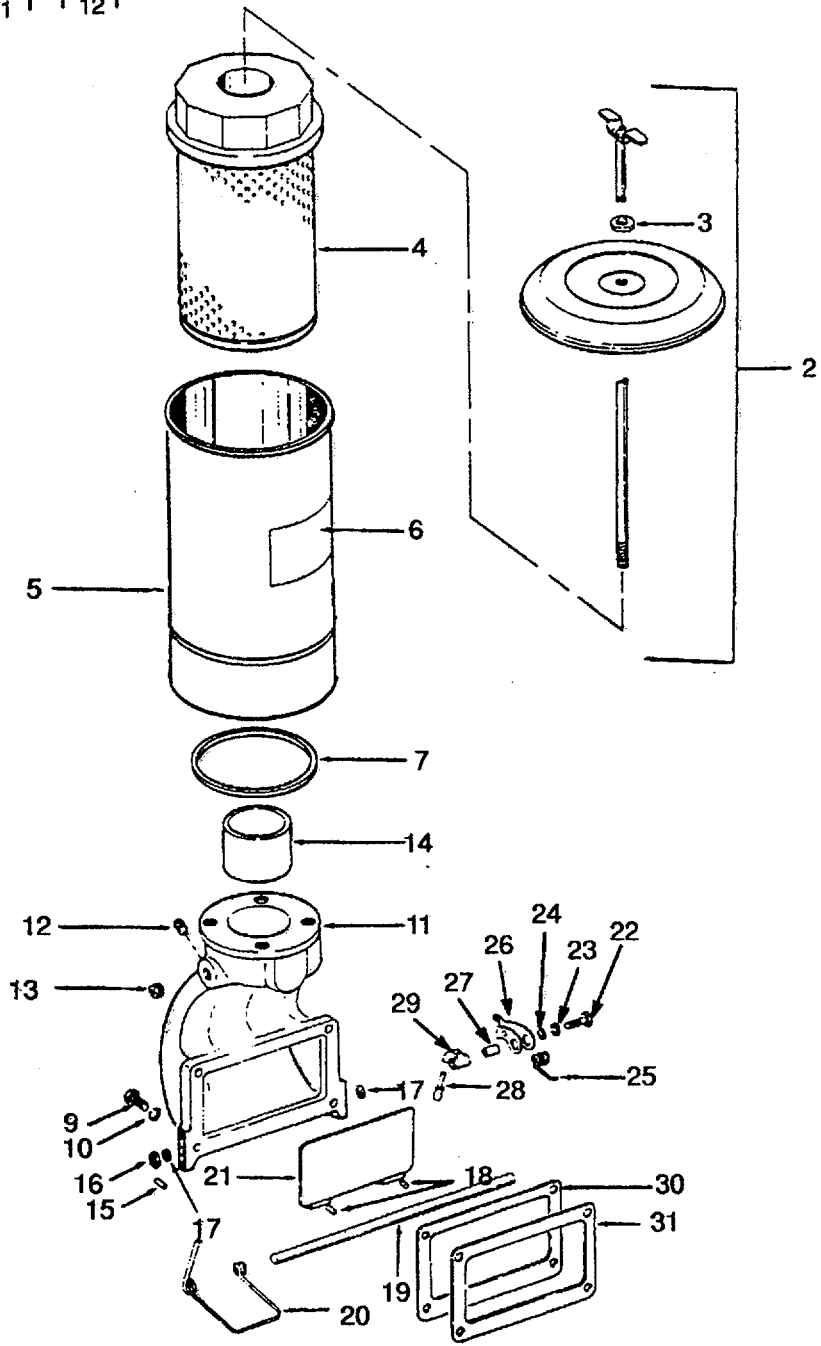


Figure 213. Air Intake.

SECTION II

TM 55-1905-220-20P

(1) ITEM NO	(2) SMR CODE	(3) CAGEC	(4) PART NUMBER	(5) DESCRIPTION AND USABLE ON CODES(UOC)	(6) QTY
GROUP 05 ANCHOR HANDLING SYSTEM					
FIGURE 213 AIR INTAKE					
1	XDCZZ	72582	5197137	AIR CLEANER ASSEMBLY	1
2	XDCZZ	72582	5197618	COVER AIR CLEANER	1
3	PACZZ	97907	9028146	GASKET COVER	2
4	PACZZ	72582	5197619	FILTER ELEMENT, INTA	1
5	XDCZZ	72582	5197620	BODY ASSY AIR CLEANER	1
6	XDCZZ	72582	5198155	DECAL AIR CLEANER	1
7	XDCZZ	72582	5197661	GASKET BOTTOM	2
8	XDCZZ	72582	5147612	HOUSING ASSY AIR INLET	1
9	PACZZ	72582	179844	SCREW,CAP,HEXAGON 3/8-16NL X 15/ 8.....	4
10	PACZZ	96906	MS35338-46	WASHER,LOCK	4
11	XDCZZ	72582	5147331	HOUSING AIR INLET	1
12	PACZZ	72582	142549	INVERTED NUT,TUBE	1
13	XDCZZ	72582	5166913	TUBE MOUNTING AIR CLEANER	1
14	PACZZ	72582	5142549	PLUG,PIPE	1
15	PACZZ	72582	273436	PIN,VALVE 11/16 INCH	1
16	PACZZ	96906	MS15795-413	WASHER,FLAT	1
17	XDCZZ	72582	5182977	PACKING,PREFORMED 3/8 INCH INSIDE DIAMETER.....	2
18	PACZZ	72582	273436	PIN,VALVE 11/16 INCH	2
19	XDCZZ	72582	5112970	SHAFT AIR INLET SHUTDOWN VALVE	1
20	PACZZ	72582	5111904	SPRING,HELICAL,TO RS SHUTDOWN VALVE SHAFT.....	1
21	XDCZZ	72582	5172030	VALVE AIR INLET SHUTDOWN	1
22	PACZZ	72582	179801	SCREW,CAP,HEXAGON H	1
23	PACZZ	96906	MS35338-44	WASHER,LOCK	1
24	PACZZ	96906	MS15795-409	WASHER,FLAT	1
25	PACZZ	72582	5112787	SPRING,HELICAL,TORS SHUTDOWN VALVE SHAFT.....	1
26	XDCZZ	72582	5112785	LATCH,HOUSING SHUTDOWN LEVER	1
27	PACZZ	72582	5143836	BUSHING,ECCENTRIC SHUTDOWN LEVER	1
28	XDCZZ	72582	5114974	HANDLE ASSEMBLY,AIR LEVER ASSY	1
29	XDCZZ	72582	5122623	CAM,CONTROL	1
30	KBCZZ	72582	3290612	GASKET STRIKER PLATE PART OF KIT P/N 5192753	1
31	XDCZZ	72582	3290611	PLATE AIR INLET STRIKER	1

END OF FIGURE

213-1

5
6-41

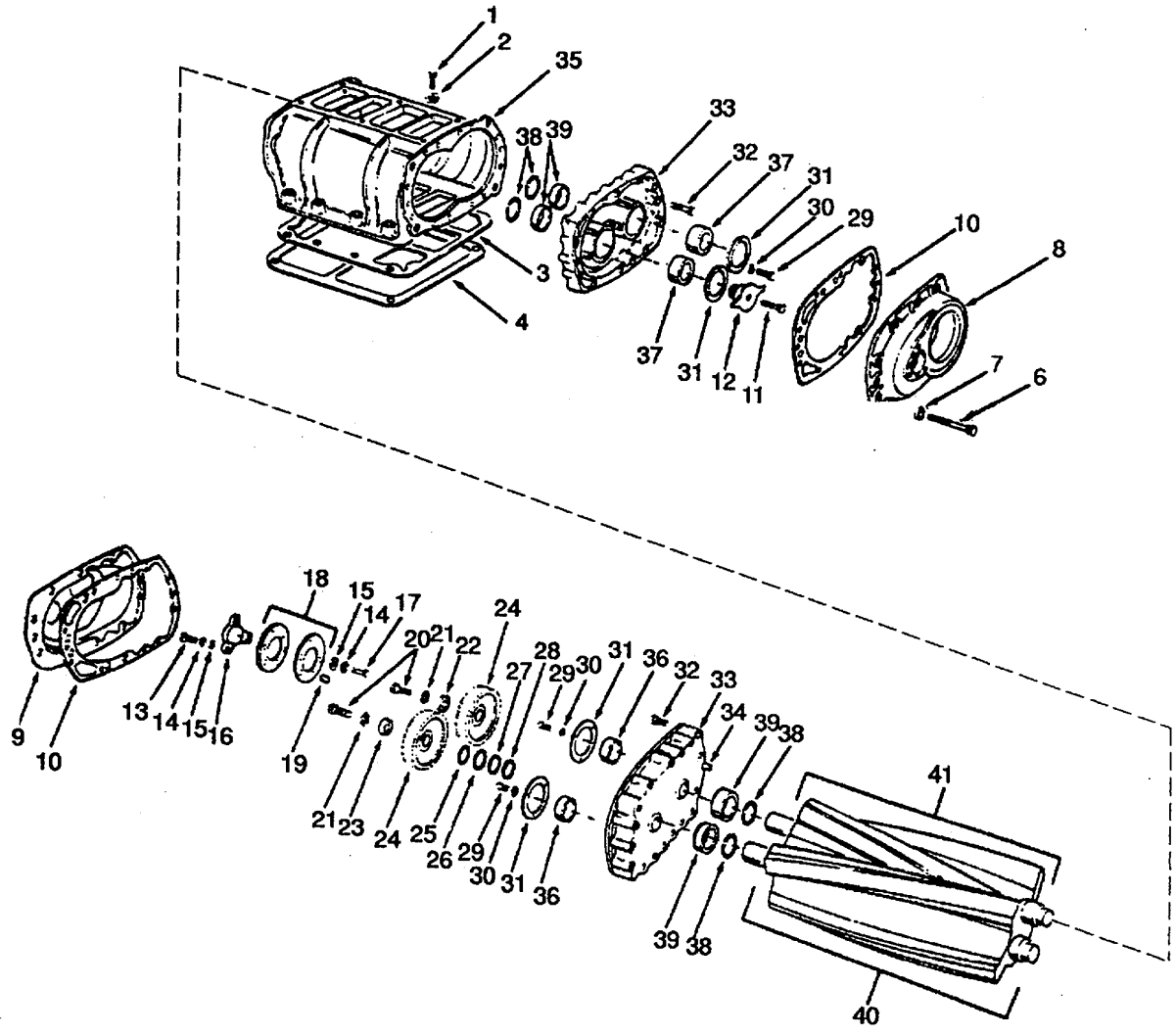


Figure 214. Blower (Sheet 1 of 2).

58
59-62

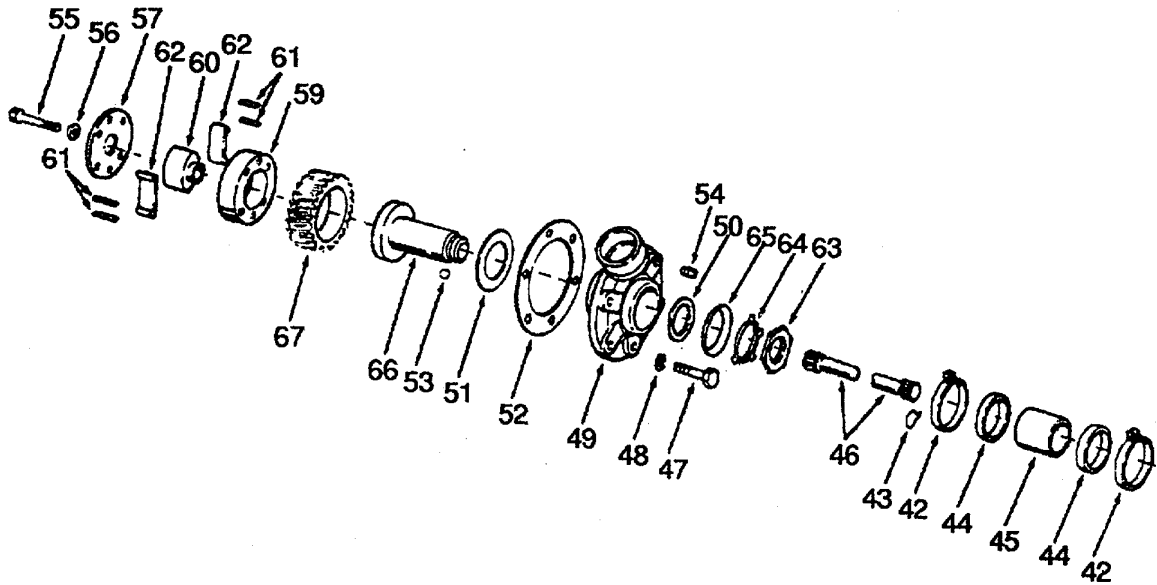


Figure 214. Blower (Sheet 2 of 2).

SECTION II

TM 55-1905-220-20P

(1) ITEM NO	(2) SMR CODE	(3) CAGEC	(4) PART NUMBER	(5) DESCRIPTION AND USABLE ON CODES(UOC)	(6) QTY
GROUP 05 ANCHOR HANDLING SYSTEM					
FIGURE 214 BLOWER					
16	KFCZZ	72582	5173366	HUB,GEAR GEAR PART OF KIT P/N 5192751	1
65	XDCZZ	72582	5158901	BEARING,WASHER,THRU	1
67	XDCZZ	72582	5115898	GEAR,HELICAL BLOWER DRIVE.....	1

END OF FIGURE

214-1

3
4-20

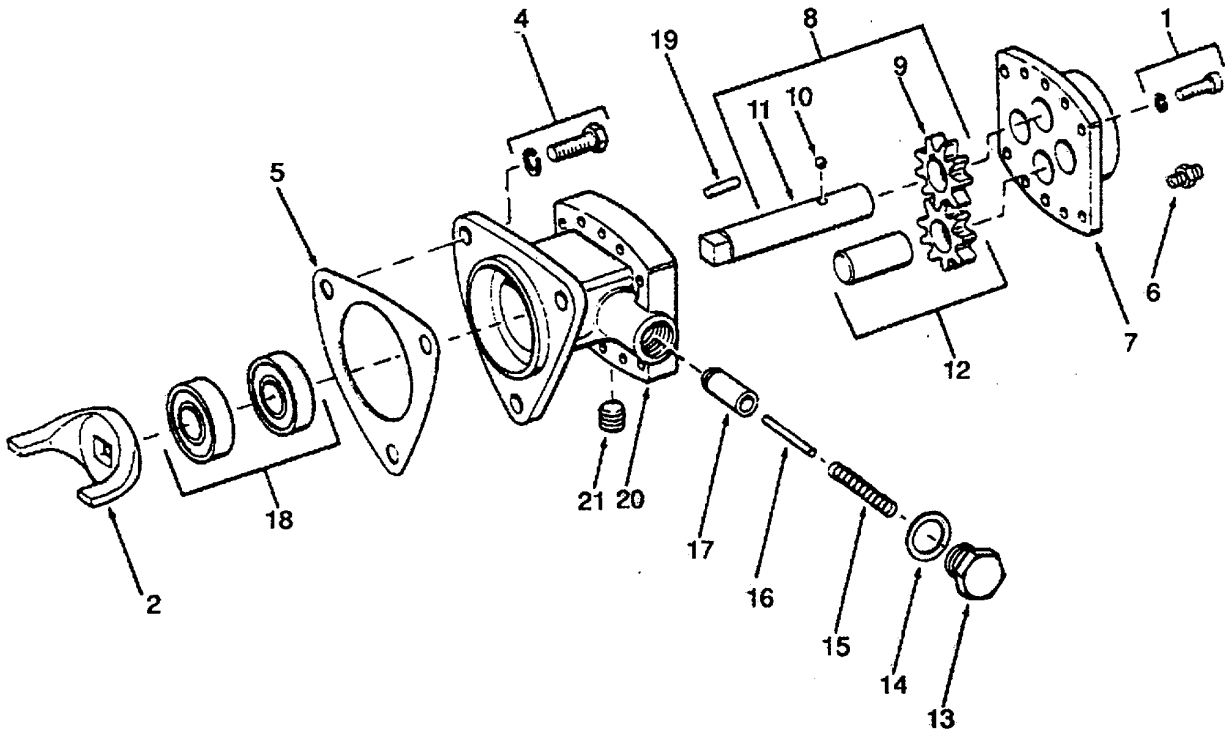


Figure 215. Fuel Pump.

SECTION II

TM 55-1905-220-20P

(1) ITEM NO	(2) SMR CODE	(3) CAGE C	(4) PART NUMBER	(5) DESCRIPTION AND USABLE ON CODES(UOC)	(6) QTY
GROUP 05 ANCHOR HANDLING SYSTEM FIG. 215 FUEL PUMP					
1	PACZZ	81381	5131685	BOLT, ASSEMBLED WASH W/ SEAL3
				WASHER 5/16-18X7/8	
2	XDCZZ	72582	5150199	FORK, COUPLING	1
3	PACZZ	72582	5199561	PUMP, FUEL, METERING	1
4	PACZZ	72582	3719219	BOLT, MACHINE	8
5	KFCZZ	72582	5150193	GASKET PART OF KIT P/N 51927531
6	XDCZZ	96906	MS39232-2	REDUCER, PIPE	1
7	XDCZZ	72582	5134628	COVER FUEL PUMP	1
8	XDCZZ	72582	5181746	GEAR SHAFT, SPUR	1
9	XDCZZ	72582	5174975	GEAR, SPUR DRIVE	1
10	XDCZZ	72582	147481	BALL 1/8 INCH STEEL	1
11	XDCZZ	72582	5178700	SHAFT, STRAIGHT DRIVE	1
12	XDCZZ	72582	5181747	GEAR, SPUR INCLUDES GEAR NOT PROCURED SEPARATELY.....	1
13	XDCZZ	72582	5174971	PLUG, MACHINE THREAD VALVE	1
14	PCCZZ	72582	5161003	GASKET VALVE PLUG	1
15	XDCZZ	72582	5184530	SPRING, HELICAL, COMP VALVE	1
				RETAINING.....	
16	XDCZZ	96906	MS16556-838	PIN, STRAIGHT HEADLESS	1
17	XDCZZ	72582	5174973	VALVE, RELIEF1
18	PACZZ	72582	5230007	SEAL, PLAIN ENCASED	2
19	XDCZZ	72582	141195	PIN, STRAIGHT, HEADLE	2
20	XDCZZ	72582	5113776	BODY FUEL PUMP	1
21	PACZZ	81348	WW-P-471ACABCA	PLUG, PIPE	2

END OF FIGURE

215-1

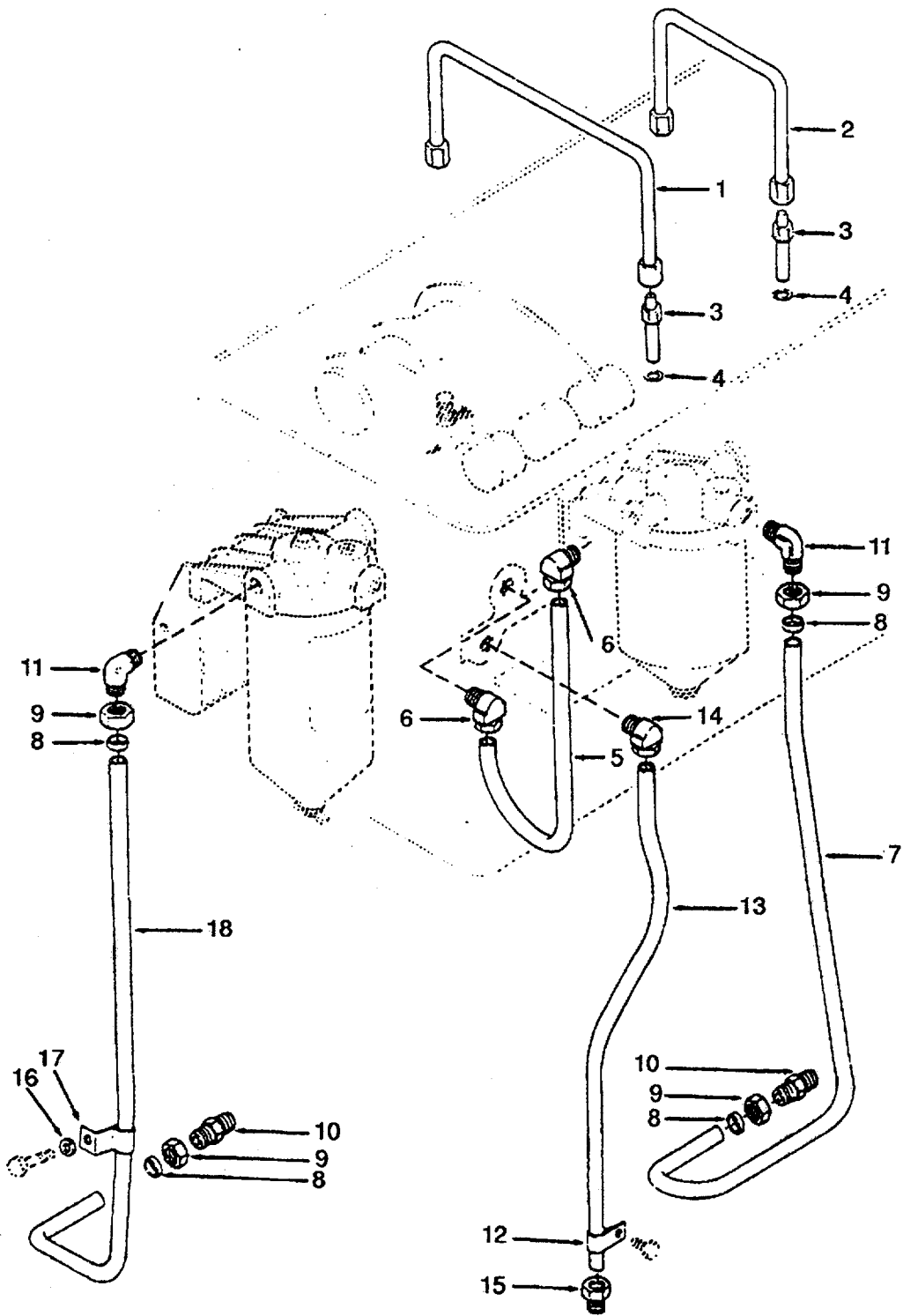


Figure 216. Fuel Lines.

SECTION II

TM 55-1905-220-20P

(1) ITEM NO	(2) SMR CODE	(3) CAGE C	(4) PART NUMBER	(5) DESCRIPTION AND USABLE ON CODES(UOC)	(6) QTY
GROUP 05 ANCHOR HANDLING SYSTEM FIG. 216 FUEL LINES					
1	XDCZZ	72582	5111527	TUBE, ASSEMBLY, METAL LONG	4
2	XDCZZ	72582	5111526	TUBE ASSEMBLY, METAL SHORT	4
3	XDCZZ	72582	5117369	ADAPTER, STRAIGHT, TU	12
4	XDCZZ	72582	5125108	WASHER, FLAT CONNECTOR	12
5	XDCZZ	72582	5123067	TUBE ASSEMBLY, METAL	1
6	XDCZZ	72582	137423	ELBOW, PIPE TO TUBE HEAD 3-8 INV	2
FLARE TUBE					
7	XDCZZ	72582	5184022	TUBE, BENT, METALLIC FILTER	1
8	PACZZ	72582	5179938	SEAL, RING TUBE STRAINER TO FUEL	4
PUMP					
9	XDCZZ	72582	5179937	NUT, TUBE COUPLING STRAINER TO	4
FUEL PUMP					
10	XDCZZ	72582	5138305	ADAPTER, STRAIGHT, P I TUBE	2
STRAINER TO FUEL PUMP					
11	PACZZ	72582	5138298	ELBOW, PIPE TO TUBE STRAINER TO	2
FUEL PUMP					
12	XDCZZ	72582	5178450	CLIP SPECIAL FUEL DRAIN TUBE	1
13	XDCZZ	72582	5123057	TUBE FUEL DRAIN 15 3-16INCH LG	1
14	XDCZZ	72582	5128927	ELBOW, PIPE TO TUBE 080 DRAIN	1
15	XDCZZ	72582	187343	CONNECTOR FUEL DRAIN 5-16	1
INVERTED FLARE					
16	PACZZ	96906	MS15795-415	WASHER, FLAT	1
17	XDCZZ	72582	5110070	CLIP, TUBE FUEL PUMP TUBE	1
18	XDCZZ	72582	5184044	TUBE, STRAINER, FU EL FUEL PUMP	1

END OF FIGURE

216-1

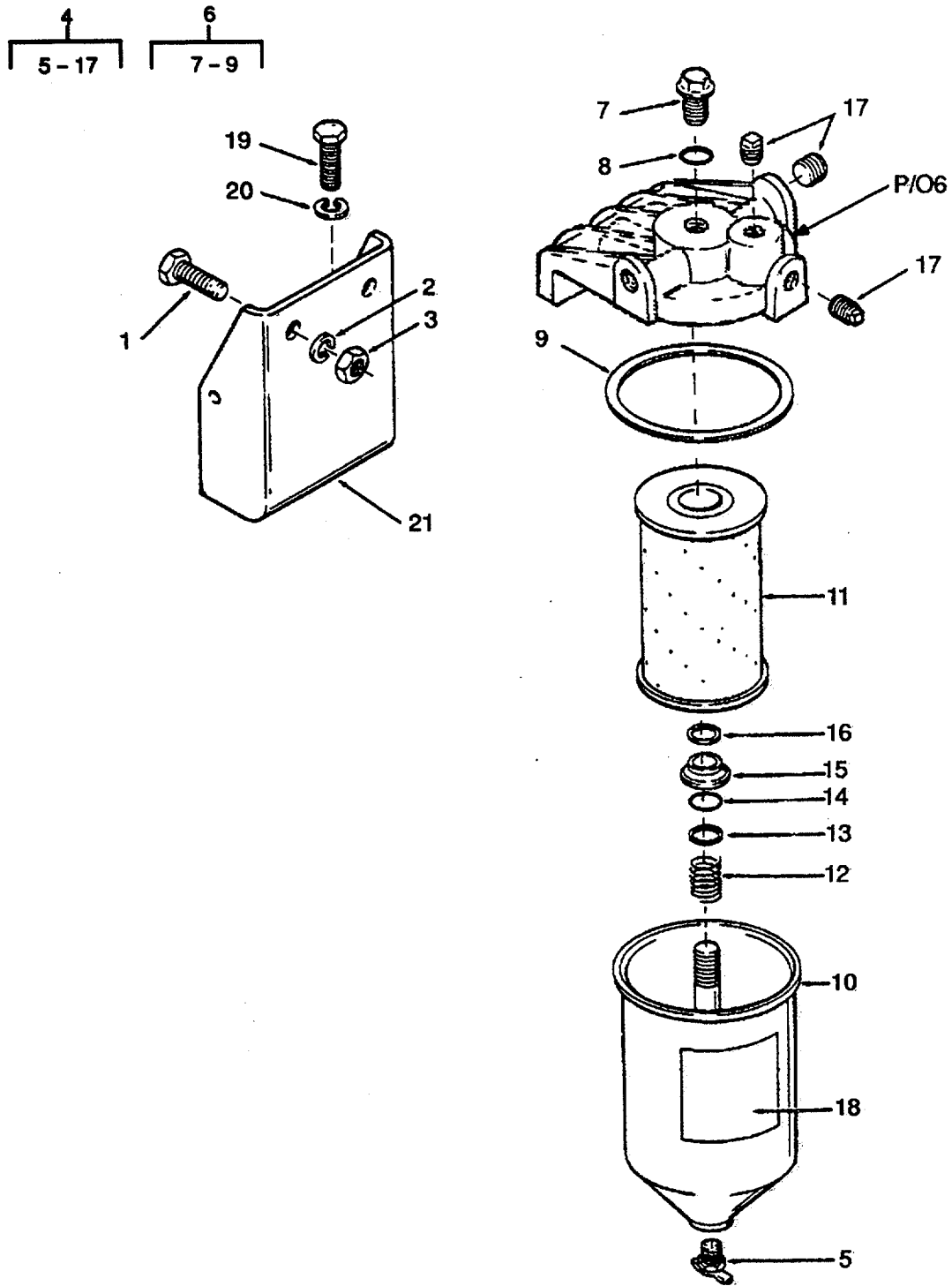


Figure 217. Fuel Strainer.

SECTION II

TM 55-1905-220-20P

(1) ITEM NO	(2) SMR CODE	(3) CAGE C	(4) PART NUMBER	(5) DESCRIPTION AND USABLE ON CODES(UOC)	(6) QTY
GROUP 05 ANCHOR HANDLING SYSTEM FIG. 217 FUEL STRAINER					
1	PACZZ	96906	MS90727-62	SCREW, CAP, HEXAGON H CAD PLT	2
2	PACZZ	96906	MS35338-46	WASHER, LOCK	2
3	PACZZ	96906	MS51967-8	NUT, PLAIN, HEXAGON	2
4	PACZZ	72582	5575568	FILTER, FLUID PRESSURE, FUEL	1
5	XDCZZ	96906	MS35782-5	COCK, DRAIN	1
6	XDCZZ	72582	6436253	COVER FUEL STRAINER	1
7	XDCZZ	72582	6435793	BOLT, FUEL FILTER CO COVER	1
8	PCCZZ	70040	6435794	GASKET STRAINER COVER BOLT	1
9	PCCZZ	72582	5574161	GASKET STRAINER COVER	1
10	PACZZ	70040	5577586	FILTER BODY, FLUID	1
11	PACZZ	81136	AT553	FILTER ELEMENT, FLUI STRAINER	1
INCLUDES GASKETS 6435794 AND 5574161					
12	XDCZZ	72582	5574124	SPRING, HELICAL STRAINER	1
13	PACZZ	70040	OF209	SEAT, HELICAL COMPRE	1
14	PACZZ	72582	5574126	GASKET ELEMENT	1
15	PACZZ	72582	5574123	SEAT, FUEL, FILTER	1
16	XDCZZ	72582	5574120	RETAINER FUEL STRAINER ELEMENT	1
17	XDCZZ	96906	MS51884-3	PLUG, PIPE	2
18	XDCZZ	72583	5193706	PLATE IDENTIFICATION	1
19	PACZZ	96906	MS90725-60	SCREW, CAP, HEXAGON H CAD PLT	2
20	XDCZZ	96906	MS35338-48	WASHER, LOCK INCH	1
21	XDCZZ	72582	5113207	BRACKET FUEL STRAINER MOUNTING	1

END OF FIGURE

217-1

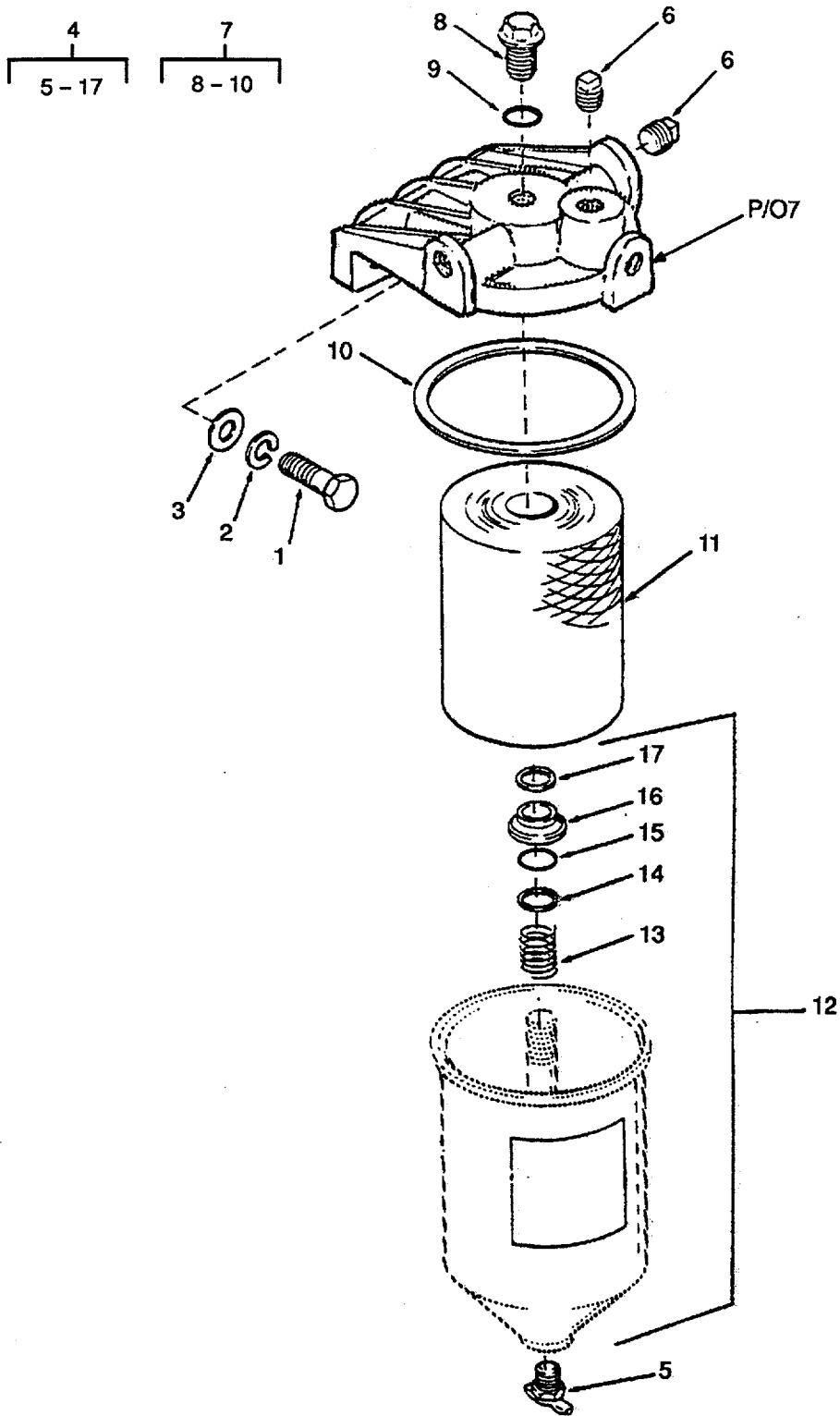


Figure 218. Fuel Filter.

(1) ITEM NO	(2) SMR CODE	(3) CAGE C	(4) PART NUMBER	(5) DESCRIPTION AND USABLE ON CODES(UOC)	(6) QTY
GROUP 05 ANCHOR HANDLING SYSTEM					
FIG. 218 FUEL FILTER					
1	PACZZ	96906	MS90725-60	SCREW, CAP, HEXAGON H CAD PLT	2
2	PACZZ	96906	MS35338-46..	WASHER, LOCK	2
3	PACZZ	96906	MS15795-413	WASHER, FLAT	2
4	PACZZ	70040	5573949	FILTER, FLUID PRESSURE	1
5	XDCZZ	96906	MS35782-5	COCK, DRAIN FUEL FILTER	1
6	XDCZZ	96906	MS51884-3	PLUG, PIPE VINYL 1/8 X 2-1/2	2
				INCHES.....	
7	XDCZZ	72582	6436254	HEAD, FLUID FILTER FILTER	1
8	XDCZZ	72582	5574118	BOLT, SHOULDER.....	1
9	PCCZZ	72582	1503536	WASHER, FLAT COVER SCREW	1
10	PCCZZ	72582	5574161	GASKET.....	1
11	XDCZZ	72582	5573261	ELEMENT	1
12	XDCZZ	72582	5574125	FILTER BODY, FLUID FILTER	1
13	XDCZZ	72582	5574124	SPRING, HELICAL ELEMENT	1
14	XDCZZ	70040	OF209	SEAT, HELICAL COMPRE ELEMENT	1
				SPRING.....	
15	PACZZ	72582	5574126	GASKET ELEMENT	1
16	PACZZ	72582	5574123	SEAT FUEL FILTER ELEMENT	1
17	XDCZZ	72582	5574120	RETAINER FUEL FILTER ELEMENT	1

END OF FIGURE

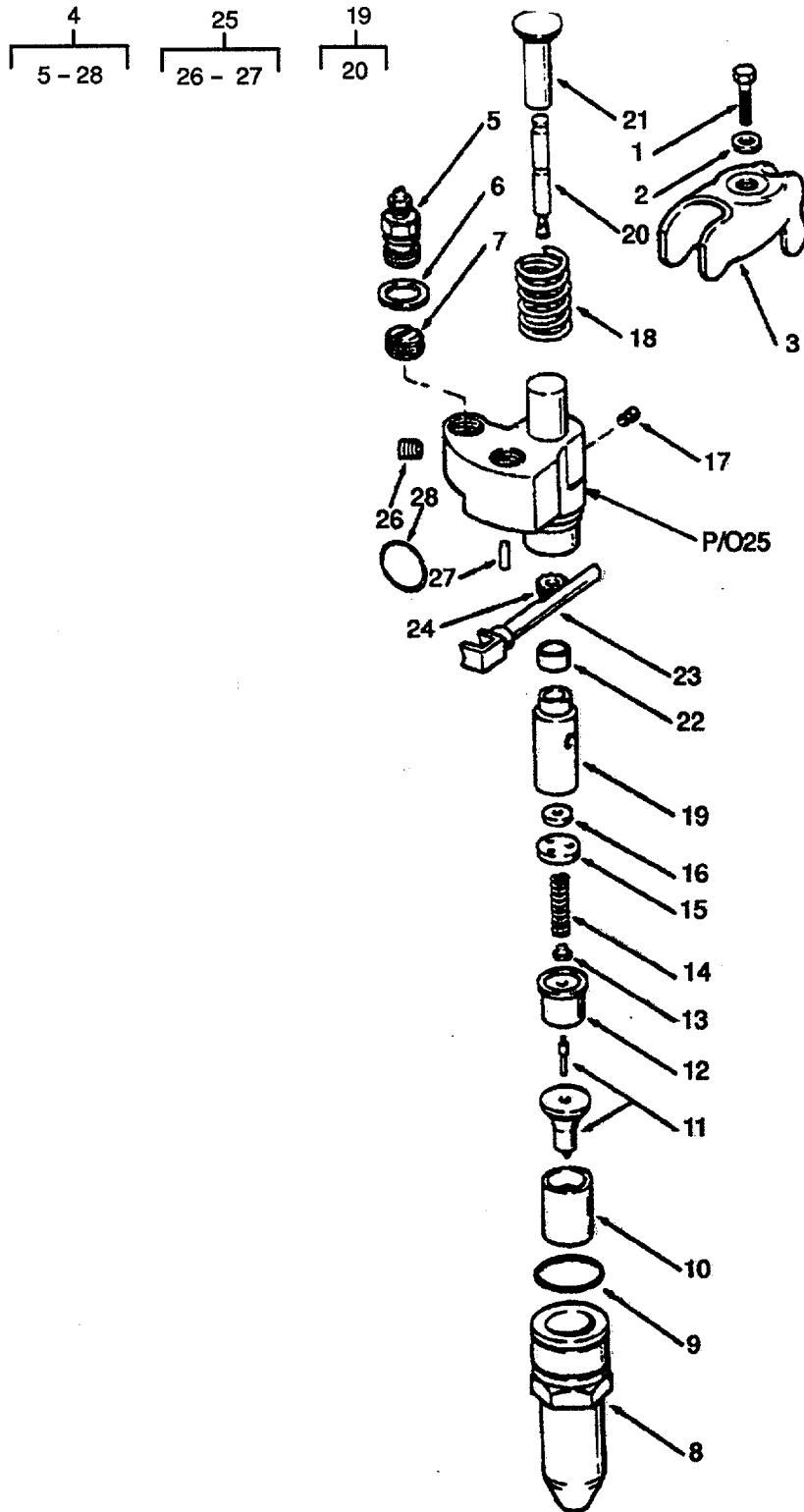


Figure 219. Fuel Injectors

SECTION II **TM 55-1905-220-20P**

(1) ITEM NO	(2) SMR CODE	(3) CAGE C	(4) PART NUMBER	(5) DESCRIPTION AND USABLE ON CODES(UOC)	(6) QTY
GROUP 05 ANCHOR HANDLING SYSTEM FIG. 219 FUEL INJECTORS					
1	PACZZ	96906	MS90725-66	SCREW, CAP, HEXAGON H	4
2	PACZZ	96906	MS27183-13	WASHER, FLAT	4
3	PACZZ	72582	5121259	CLAMP INJECTOR	4
4	PACHH	72582	5228900	INJECTOR ASSEMBLY, F ASSEMBLY	4

END OF FIGURE

219-1

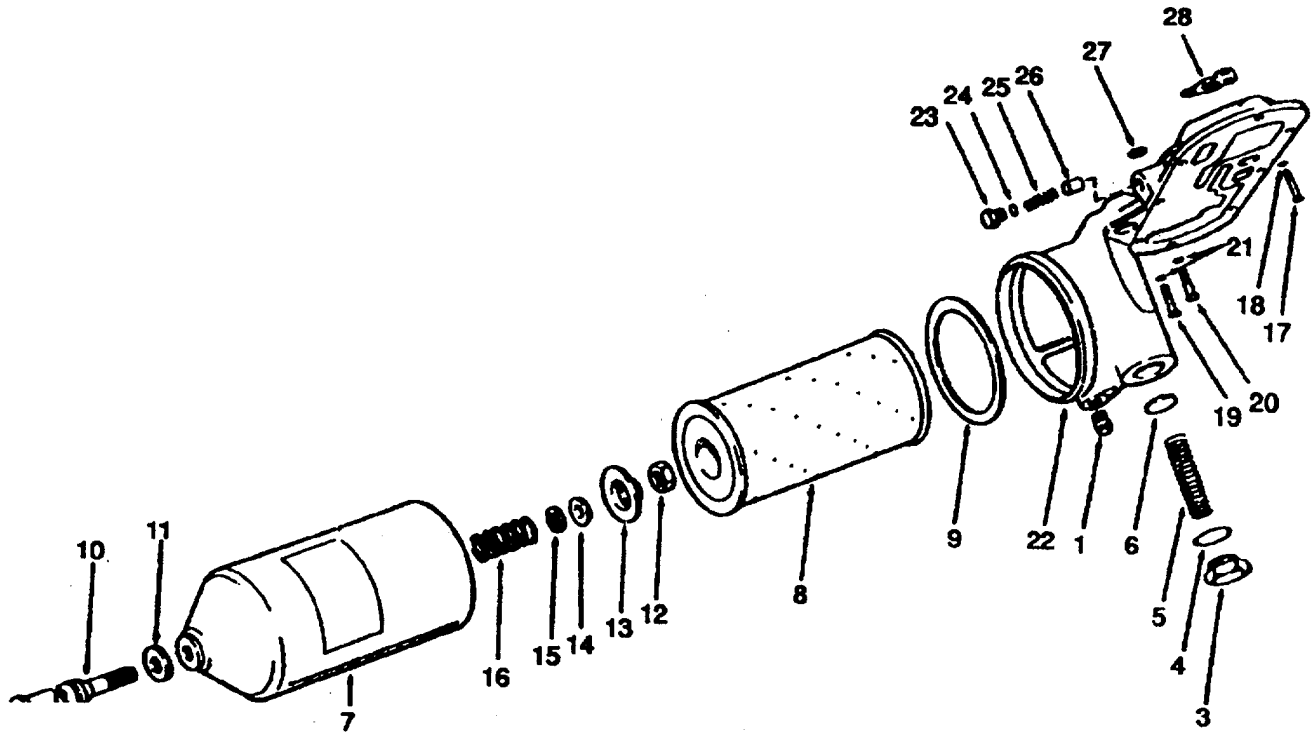
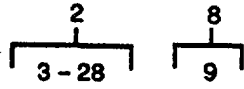


Figure 220. OIL FILTER (Sheet 1 of 2).

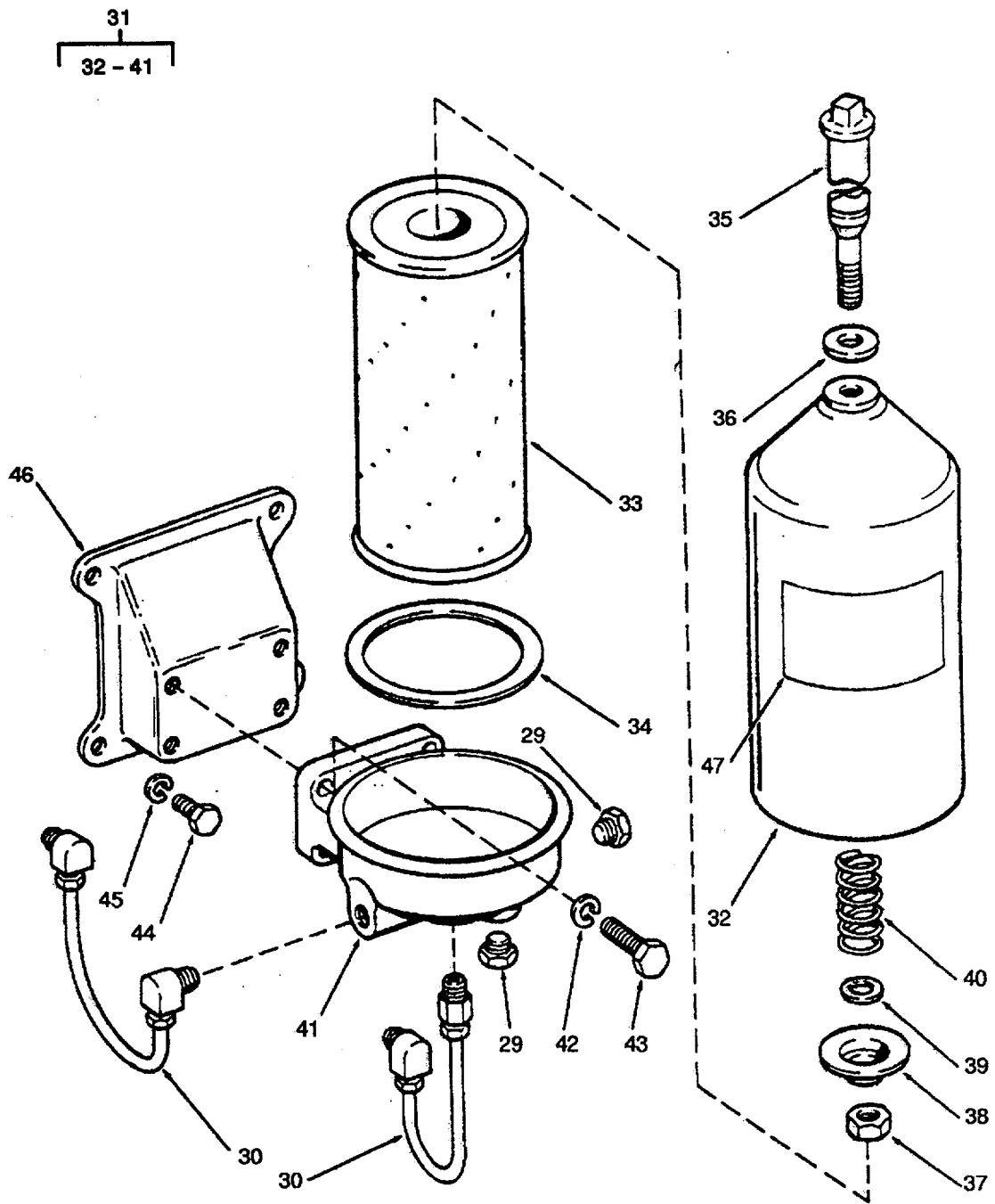


Figure 220. Oil Filter (Sheet 2 of 2).

(1) ITEM NO	(2) SMR CODE	(3) CAGE C	(4) PART NUMBER	(5) DESCRIPTION AND USABLE ON CODES(UOC)	(6) QTY
GROUP 05 ANCHOR HANDLING SYSTEM FIG. 220 OIL FILTERS					
1	XDCZZ	72582	5121182	PLUG, PIPE	1
2	XDCZZ	72582	5194288	FILTER, FLUID	1
3	PBCZZ	72582	5126686	PLUG, MACHINE THREAD BY-PASS	1
4	PACZZ	72582	5575086	GASKET BY-PASS PLUG	1
5	PBCZZ	72582	5133594	SPRING, HELICAL BY-PASS VALVE	1
6	PACZZ	72582	5133431	DISK, VALVE BY-PASS	1
7	PBCZZ	72582	5574008	COVER, FLUID FILTER	1
8	PACZZ	96906	MS35802-3	FILTER ELEMENT, FLUI AC TYPE PF- 132 PAPER.....	1
9	PACZZ	72582	5571024	GASKET COVER	1
10	XDCZZ	72582	5120740	BOLT, SHOULDER CENTER	1
11	PACZZ	72582	6437298	GASKET SET COVER NUT	1
12	PACZZ	96906	MS51968-20	NUT, PLAIN, HEXAGON	1
13	PBCZZ	72582	5187309	RETAINER, PACKING	1
14	PACZZ	72582	5187310	GASKET OIL FILTER COVER NUT	1
15	PACZZ	72582	5154538	SPACER, RING COVER NUT	1
16	PBCZZ	72582	5187308	SPRING, HELICAL	1
17	PACZZ	96906	MS90725-62	SCREW, CAP, HEXAGON H	3
18	PACZZ	96906	MS15795-513	WASHER, FLAT	1
19	XDCZZ	96906	MS90725-63	SCREW CAP HEX HEAD	3
20	XDCZZ	72582	179846	SCREW CAP HEX HEAD CAD PLT 3/8- 1 1/8 X 1-7/8.....	1
21	PACZZ	96906	MS35338-46	WASHER, LOCK	6
22	XDCZZ	72582	5123636	ADAPTER OIL COOLER	1
23	XDCZZ	72582	5177772	PLUG, MACHINE THREAD COOLER	1
24	PACZZ	04969	H60598	WASHER, FLAT BYPASS VALVE PLUG	1
25	PACZZ	72582	5177778	SPRING, HELICAL, COMP BYPASS VALVE	1
26	PACZZ	72582	5177777	VALVE, OIL PRESSURE BYPASS	1
27	KFCZZ	72582	5150154	GASKET ADAPTER TO BLOCK PART OF KIT P/N 5193114.....	2
28	KFCZZ	72582	5152904	WASHER, FLAT ADAPTER TO BLOCK PART OF KIT P/N 5193114.....	1
29	XDCZZ	96906	MS51884-3	PLUG, PIPE	2
30	XDCZZ	72582	5571540	TUBE OIL FILTER COVER	2
31	XDCZZ	72582	5572941	OIL FILTER ASSEMBLY	1
32	XDCZZ	72582	5574008	COVER, FLUID FILTER	1
33	PACZZ	96906	MS35345-1	FILTER ELEMENT, FLUI AC TYPE P- 117	1
34	XACZZ	72582	5571024	GASKET OIL FILTER COVER	1
35	XDCZZ	72582	1595893	STUD OIL FILTER CENTER	1
36	PACZZ	72582	6437298	GASKET SET COVER NUT	1
37	PACZZ	96906	MS51968-20	NUT, PLAIN, HEXAGON	1
38	XDCZZ	72582	5187309	RETAINER OIL FILTER	1
39	PACZZ	72582	5154538	SPACER, RING COVER NUT	1
40	PACZZ	72582	1503518	SPRING, HELICAL, COMP COVER	1
41	XDCZZ	72582	5571505	COVER OIL FILTER BY-PASS	1

SECTION II

TM 55-1905-220-20P

(1) ITEM NO	(2) SMR CODE	(3) CAGE C	(4) PART NUMBER	(5) DESCRIPTION AND USABLE ON CODES(UOC)	(6) QTY
42	PACZZ	96906	MS35338-46	WASHER, LOCK	4
43	PACZZ	96906	MS90725-60	SCREW, CAP, HEXAGON H	1
44	XDCZZ	96906	MS90725-90	SCREW, CAP, HEXAGON H	4
45	PACZZ	96906	MS35338-47	WASHER, LOCK	4
46	XBCZZ	72582	5186068	BRACKET OIL FILTER MOUNTING	1
47	XDCZZ	72582	5573199	PLATE IDENTIFICATION OIL FILTER	1

END OF FIGURE

220-2

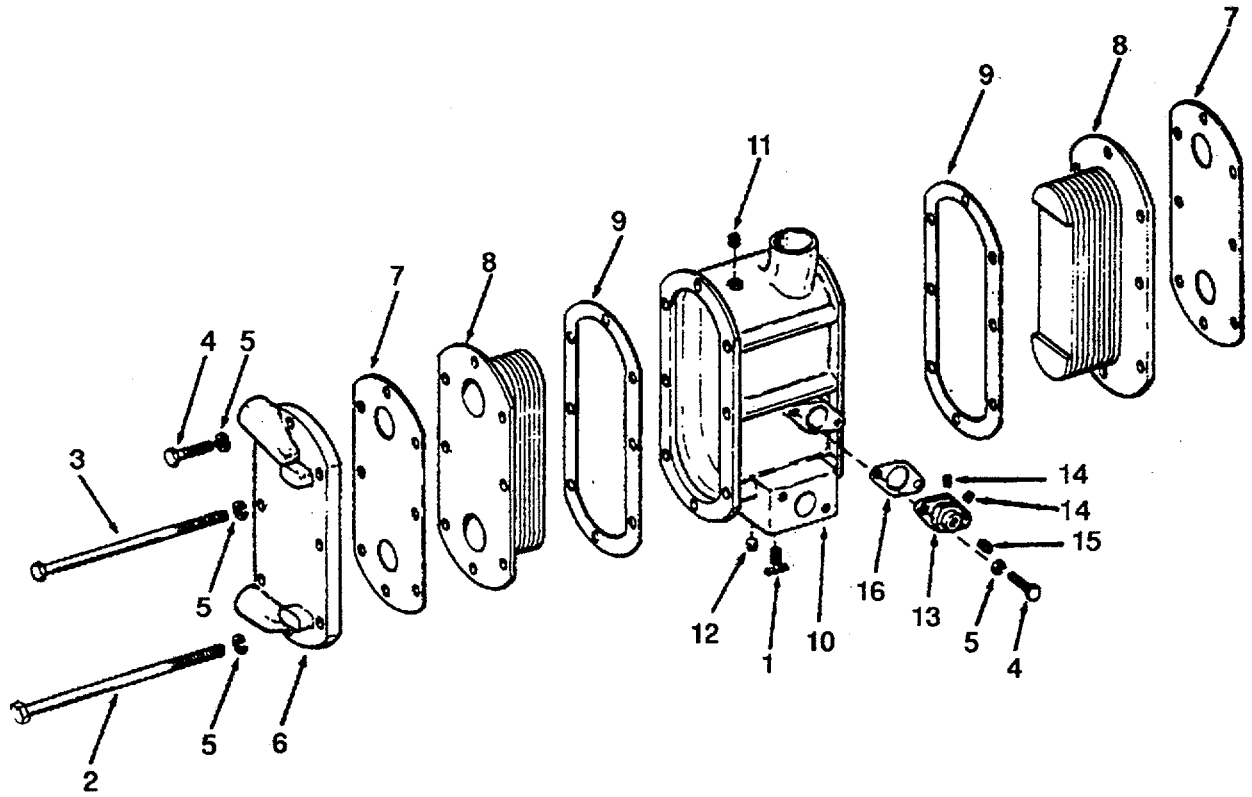


Figure 221. Oil Cooler

SECTION II

TM 55-1905-220-20P

(1) ITEM NO	(2) SMR CODE	(3) CAGE C	(4) PART NUMBER	(5) DESCRIPTION AND USABLE ON CODES(UOC)	(6) QTY
GROUP 05 ANCHOR HANDLING SYSTEM FIG. 221 OIL COOLER					
1	PACZZ	96906	MS35782-5	COCK, DRAIN 1/4 INCH	1
2	PACZZ	72582	216857	SCREW, CAP, HEXAGON H 5/16-18 X 8	1
				INCH	
3	PACZZ	72582	446597	BOLT, MACHINE 5/16-18 X 6 1/2	6
4	PACZZ	96906	MS90725-36	SCREW, CAP, HEXAGON H	6
5	XDCZZ	96906	MS35338-45	WASHER, LOCK	16
6	XDCZZ	72582	5188862	COVER, ACCESS HOUSING	1
7	XDCZZ	72582	5154215	GASKET CORE OUTER PART OF KIT P/N	2
				5193114	
8	XDCHH	72582	8502546	CORE ASSY OIL COOLER	2
9	XDCZZ	725B2	5150155	GASKET OIL COOLER CORE INNER PART	2
				OF KIT P/N 5193114	
10	XDCZZ	72582	5177062	HOUSING OIL COOLER	1
11	XDCZZ	72582	5121182	PLUG, PIPE	1
12	PACZZ	96906	MS14314-2X	PLUG, PIPE	1
13	XDCZZ	72582	5177241	CONNECTOR, MULTIPLE, WATER HOLE	1
14	PACZZ	72582	5145014	PLUG, PIPE, MAGNETIC	2
15	XDCZZ	96906	MS49006-8	PLUG, PIPE, MAGNETIC	1
16	PACZZ	72582	5153902	GASKET WATER HOLE FLANGE PART OF	1
				KIT P/N 5193114.....	

END OF FIGURE

221-1

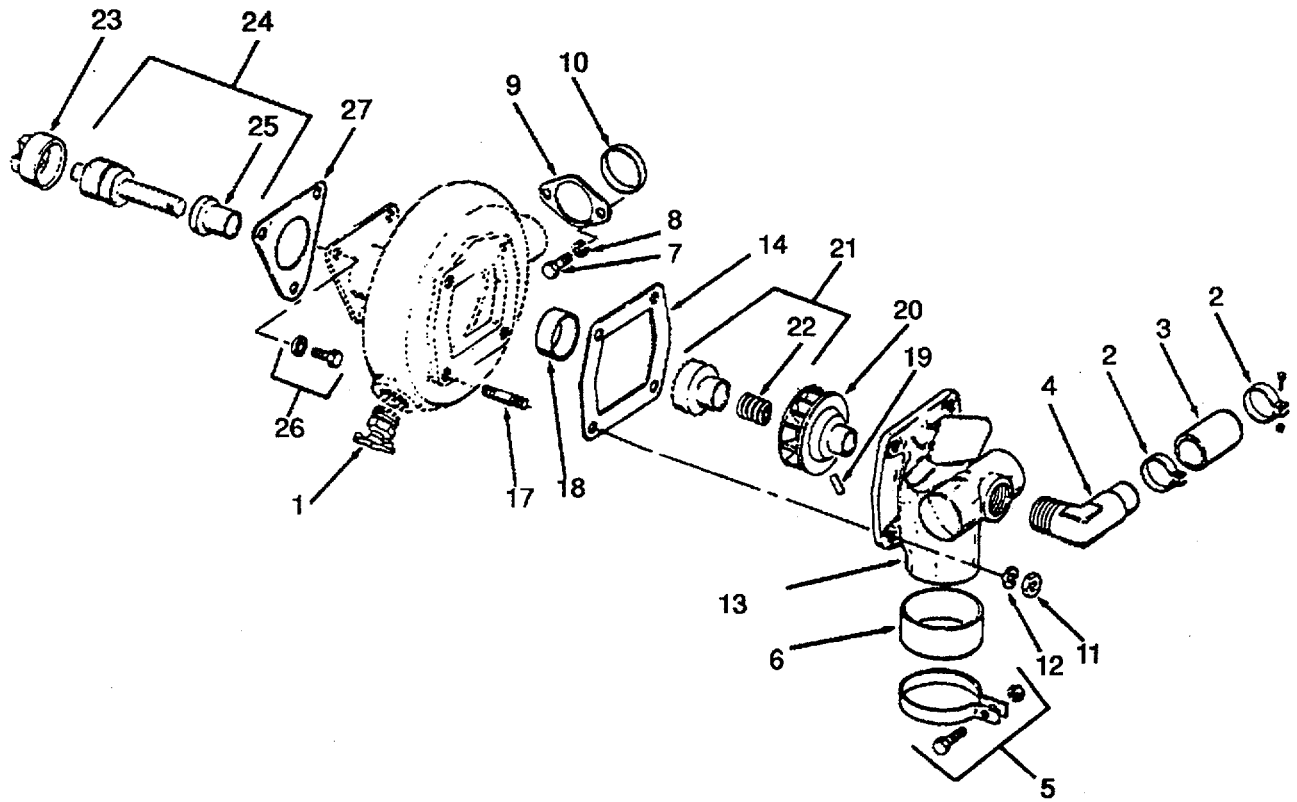
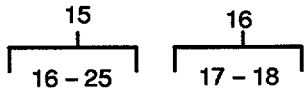


Figure 222. Fresh Water Pump.

SECTION II

TM 55-1905-220-20P

(1) ITEM NO	(2) SMR CODE	(3) CAGE C	(4) PART NUMBER	(5) DESCRIPTION AND USABLE ON CODES(UOC)	(6) QTY
GROUP 05 ANCHOR HANDLING SYSTEM FIG. 222 FRESH WATER PUMP					
1	PACZZ	96906	MS35782-6	COCK, DRAIN IN	1
2	PACZZ	72582	111612	CLAMP, HOSE INCH	2
3	XDCZZ	72582	5118149	HOSE, NONMETALLIC 1/2	1
4	XDCZZ	72582	5175683	ELBOW, PIPE TO TUBE	1
5	PACZZ	96906	MS35842-13	CLAMP, HOSE INCH DIAMETER	1
6	KBCZZ	72582	5159457	PACKING, PREFORMED INLET PART OF KIT P/N 5192753.....	1
7	XDCZZ	96906	MS90725-35	BOLT, MACHINE	2
8	XDCZZ	96906	MS35338-45	WASHER, LOCK	2
9	XDCZZ	72582	5173730	RETAINER, PACKING PUMP OUTLET	1
10	KFCZZ	72582	5150191	PACKING..... PACKING, PREFORMED PART OF KIT P/N 5198307.....	1
11	PACZZ	96906	MS51968-2	NUT, PLAIN, HEXAGON	4
12	PACZZ	96906	MS35338-44	WASHER, LOCK	4
13	XDCZZ	72582	5146469	COVER WATER PUMP	1
14	KFCZZ	72582	5150188	GASKET PART OF KIT P/N 5198307	1
15	PACHZ	72582	5149707	PUMP, WATER	1
16	XDCZZ	72582	5186574	BODY ASSEMBLY FRESH	1
17	XDCZZ	72582	5150182	STUD, PLAIN PUMP BODY	4
18	KFCZZ	72582	5186572	BUSHING, SLEEVE WATER PUMP PART OF KIT P/N 5198307.....	1
19	KFCZZ	72582	5118468	PIN, GROOVED, HEADLES PART OF KIT P/N 5198307.....	1
20	KFCZZ	72582	5126911	IMPELLER FRESH WATER PUMP PART OF KIT P/N 5198307.....	1
21	XDCZZ	72582	8924297	SEAL, WATER PUMP PART OF KIT P/N 5198307.....	1
22	KFCZZ	72582	5186570	SPRING, HELICAL, COMP PART OF KIT P/N 5198307.....	1
23	KFCZZ	72582	5114011	COUPLING HALF, SHAFT PART OF KIT P/N 5198307.....	1
24	KFCZZ	72582	5136671	SHAFT, WATER PUMP PART OF KIT P/N 5198307.....	1
25	XDCZZ	72582	5189041	DEFLECTOR, DIRT AND	1
26	PACZZ	81381	5131685	BOLT, ASSEMBLED WASH	3
27	KFCZZ	72582	5150193	GASKET PUMP PART OF KIT P/N 5193114.....	1
	PACZZ	72582	5198307	PARTS KIT, ENGINE WA PUMP	1
RECONDITIONING.....					
BUSHING, SLEEVE (1) 222-18					
COUPLING HALF, SHAFT(1) 222-23					
GASKET (1) 222-14					
IMPELLER FRESH (1) 222-20					
PACKING, PREFORMED (1) 222-10					
PIN, GROOVED, HEADLES(1) 222-19					
SEAL, WATER PUMP (1) 222-21					

SECTION II

(1) ITEM NO	(2) SMR CODE	(3) CAGE C	(4) PART NUMBER	(5) DESCRIPTION AND USABLE ON CODES(UOC)	(6) QTY
-------------------	--------------------	---------------	-----------------------	---	------------

				SHAFT, WATER PUMP (1) 222-24 SPRING, HELICAL, COMP(1) 222-22	
PACZZ		72582	5193605	PARTS KIT, ENGINE WA PUMP 1 REPLACEMENT	

END OF FIGURE

222-2

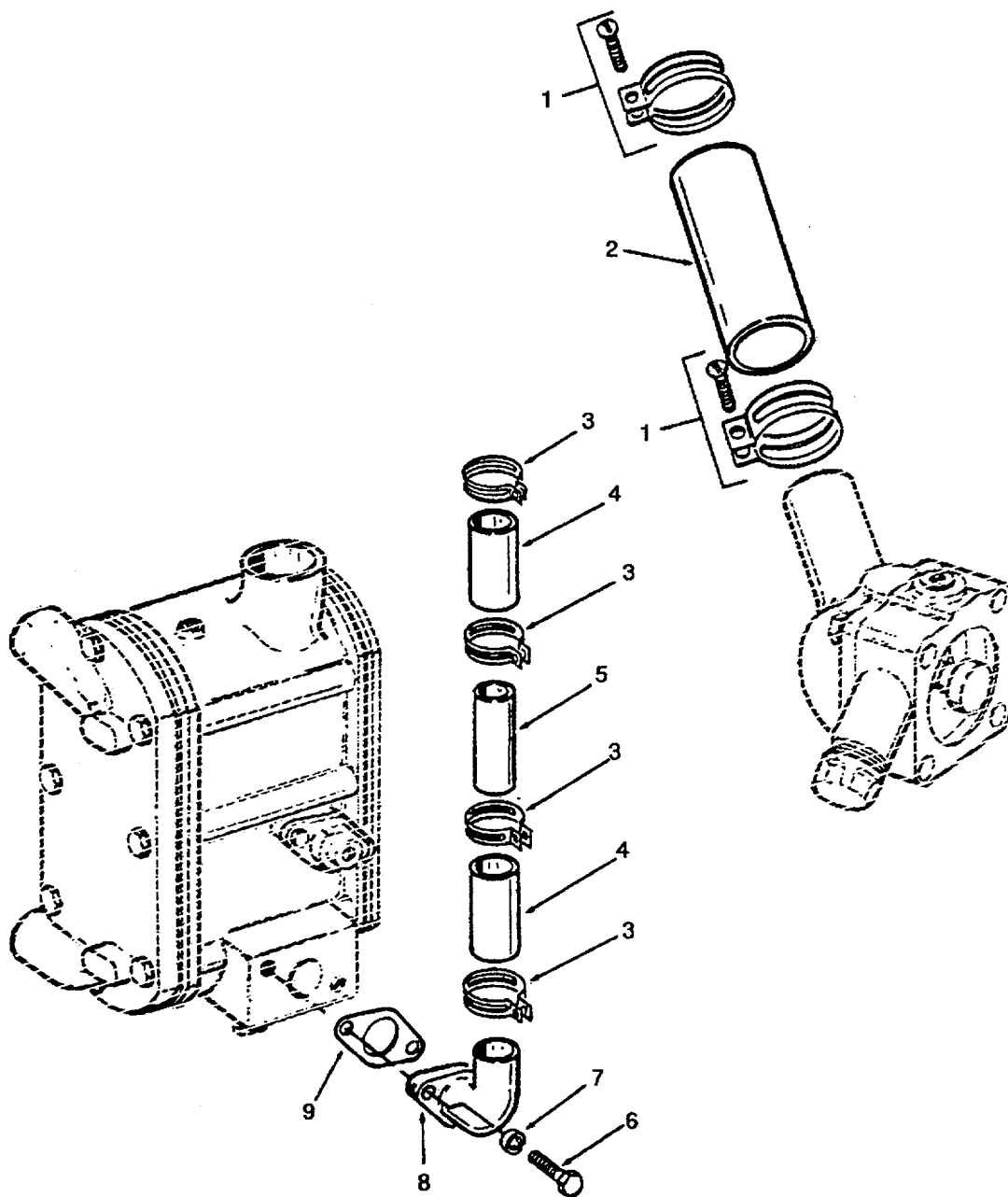


Figure 223. Water Connections.

SECTION II

TM 55-1905-220-20P

(1) ITEM NO	(2) SMR CODE	(3) CAGE C	(4) PART NUMBER	(5) DESCRIPTION AND USABLE ON CODES(UOC)	(6) QTY
GROUP 05 ANCHOR HANDLING SYSTEM FIG. 223 WATER CONNECTIONS					
1	PACZZ	96906	MS35842-13	CLAMP, HOSE	2
2	PACZZ	72582	5187231	HOSE, PREFORMED 1-3/4 ID X 9-1/2 INCHES	1
3	PACZZ	96906	MS35842-13	CLAMP, HOSE	4
4	PACZZ	96906	MS521301B217024	HOSE, NONMETALLIC	2
5	PACZZ	72582	5170684	SPACER, SLEEVE 7 5/16 INCHES	1
6	XDCZZ	96906	MS90725-87	SCREW, CAP, HEXAGON	2
7	PACZZ	96906	MS35338-47	WASHER, LOCK	2
8	XDCZZ	72582	5188383	CONNECTOR OIL COOLER WATER INLET.	1
9	PACZZ	72582	5163760	GASKET WATER INLET PART OF KIT P/N 5193114	1

END OF FIGURE

223-1

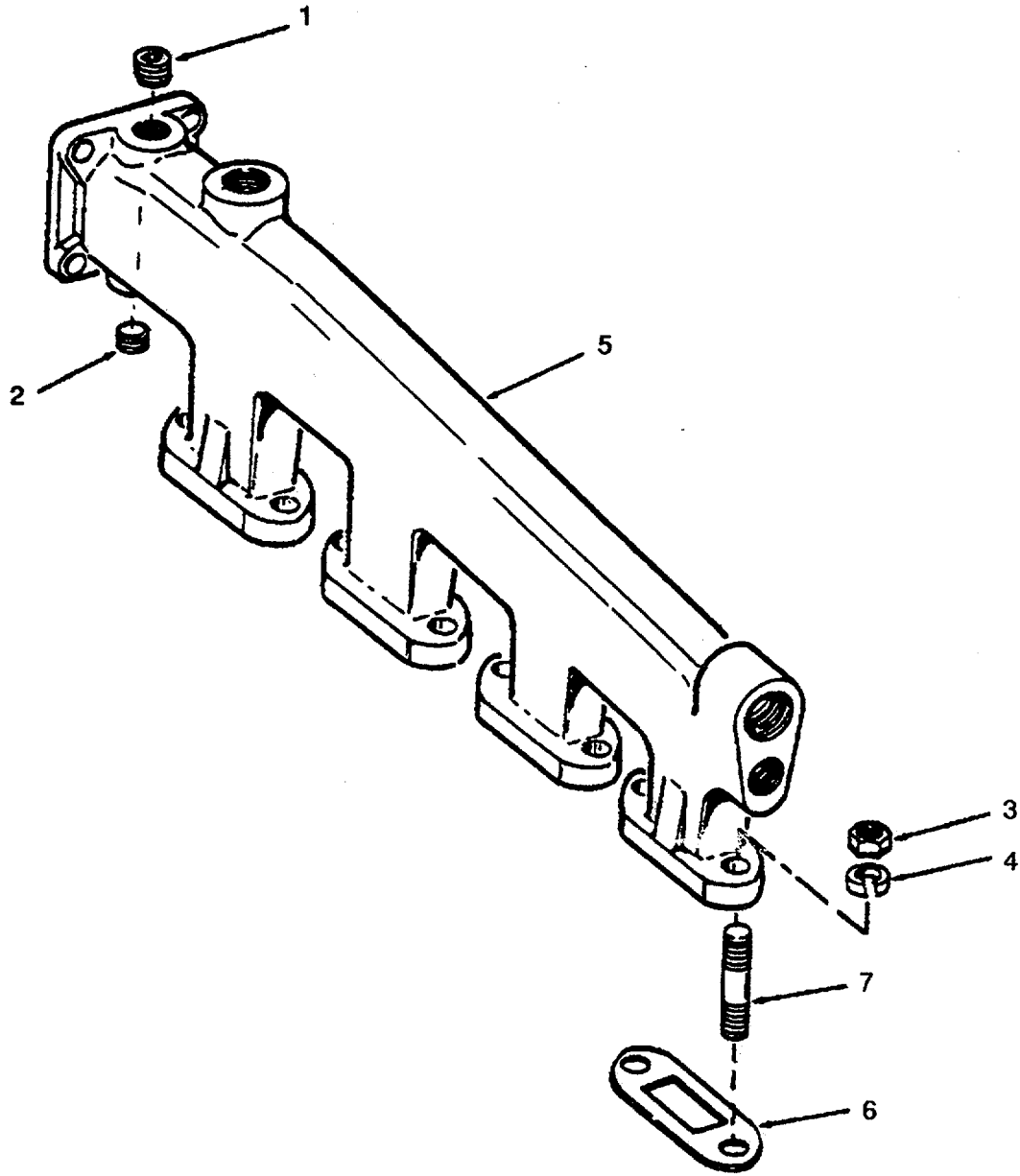


Figure 224. Water Manifold

SECTION II

TM 55-1905-220-20P

(1) ITEM NO	(2) SMR CODE	(3) CAGE C	(4) PART NUMBER	(5) DESCRIPTION AND USABLE ON CODES(U OC)	(6) QTY
GROUP 05 ANCHOR HANDLING SYSTEM					
FIG. 224 WATER MANIFOLD					
1	XDCZZ	96906	MS49006-8	PLUG, PIPE, MAGNETIC	1
2	PACZZ	96906	MS20913-3S	COUPLING HALF, QUICK	1
3	PACZZ	96906	MS51967-8	NUT, PLAIN, HEXAGON	8
4	PACZZ	96906	MS35338-46	WASHER, LOCK	8
5	XDCZZ	72582	05101772	MANIFOLD, WATER OUTL OUTLET1
6	PACZZ	72582	5150361	GASKET PART OF KIT P/N 51931144
7	PACZZ	72582	5150362	STUD, PLAIN MANIFOLD	8
END OF FIGURE					

224-1

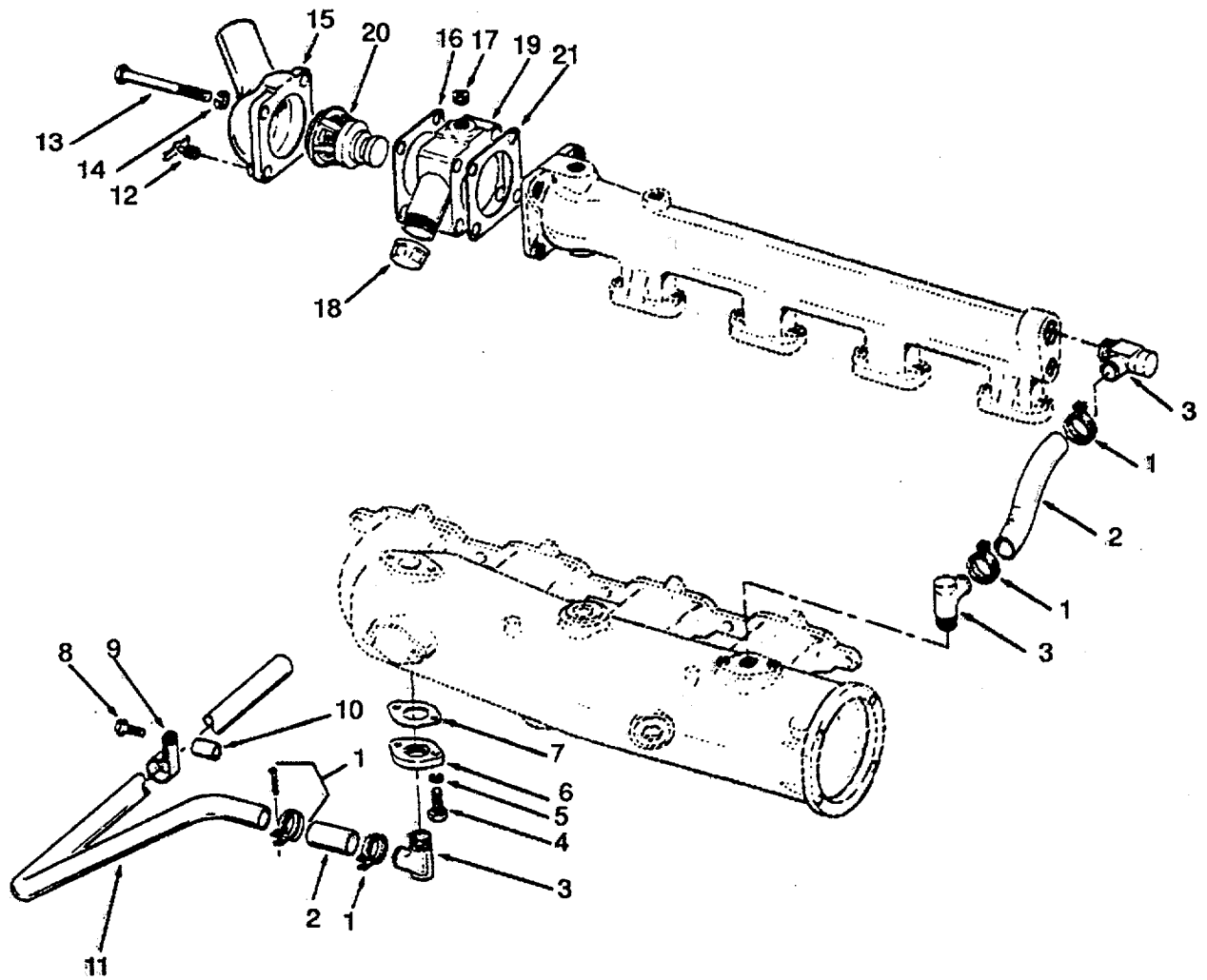


Figure 225. Thermostat and Housing.

SECTION II **TM 55-1905-220-20P**

(1) ITEM NO	(2) SMR CODE	(3) CAGE C	(4) PART NUMBER	(5) DESCRIPTION AND USABLE ON CODES(UOC)	(6) QTY
GROUP 05 ANCHOR HANDLING SYSTEM FIG. 225 THERMOSTAT AND HOUSING					
1	PACZZ	96906	MS35842-12	CLAMP, HOSE PRESSURE	3
2	XDCZZ	72582	5118149	HOSE, NONMETALLIC BY-PASS	2
3	PACZZ	72582	5181801	ELBOW, PIPE TO HOSE TO 1 IN HOSE	1
				90 DEG.....	
4	XDCZZ	96906	MS90725-35	BOLT, MACHINE	2
5	XDCZZ	96906	MS35338-45	WASHER, LOCK	2
6	XDCZZ	72582	5119926	PLATE, E, HAUST MANIF	1
7	PACZZ	72582	5156319	GASKET BY-PASS TUBE PART OF KIT	1
				P/N 5193114.....	
8	PACZZ	72582	179846	SCREW, CAP, HEXAGON 3/8-16 X 1-7/8	1
				INCHES.....	
9	PACZZ	96906	MS21333-64	CLAMP, LOOP TUBE	1
10	XDCZZ	72582	5160425	SPACER, SLEEVE 23/32 INCH	1
11	XDCZZ	72582	5114688	TUBE, METALLIC	1
12	PACZZ	96906	MS35782-5	COCK, DRAIN	1
13	XDCZZ	96906	MS90725-42	BOLT, MACHINE	4
14	XDCZZ	96906	MS35338-45	WASHER, LOCK	4
15	XDCZZ	72582	5186260	ELBOW CURVED OUTLET	1
16	PACZZ	72582	5169478	GASKET BY-PASS TUBE PART OF KIT	1
				P/N 5193114.....	
17	XDCZZ	96906	MS51884-3	PLUG, PIPE IN	1
18	XDCZZ	72582	119102	CAP PIPE TUBE 3/8 INCH	1
19	XDCZZ	72582	5114488	TUBE WATER BY-PASS	1
20	PACZZ	72582	5172141	THERMOSTAT, FLOW CON	1
21	PACZZ	72582	5169478	GASKET BY-PASS TUBE ELBOW PART OF	1
				KIT P/N 5193114.....	

END OF FIGURE

225-1

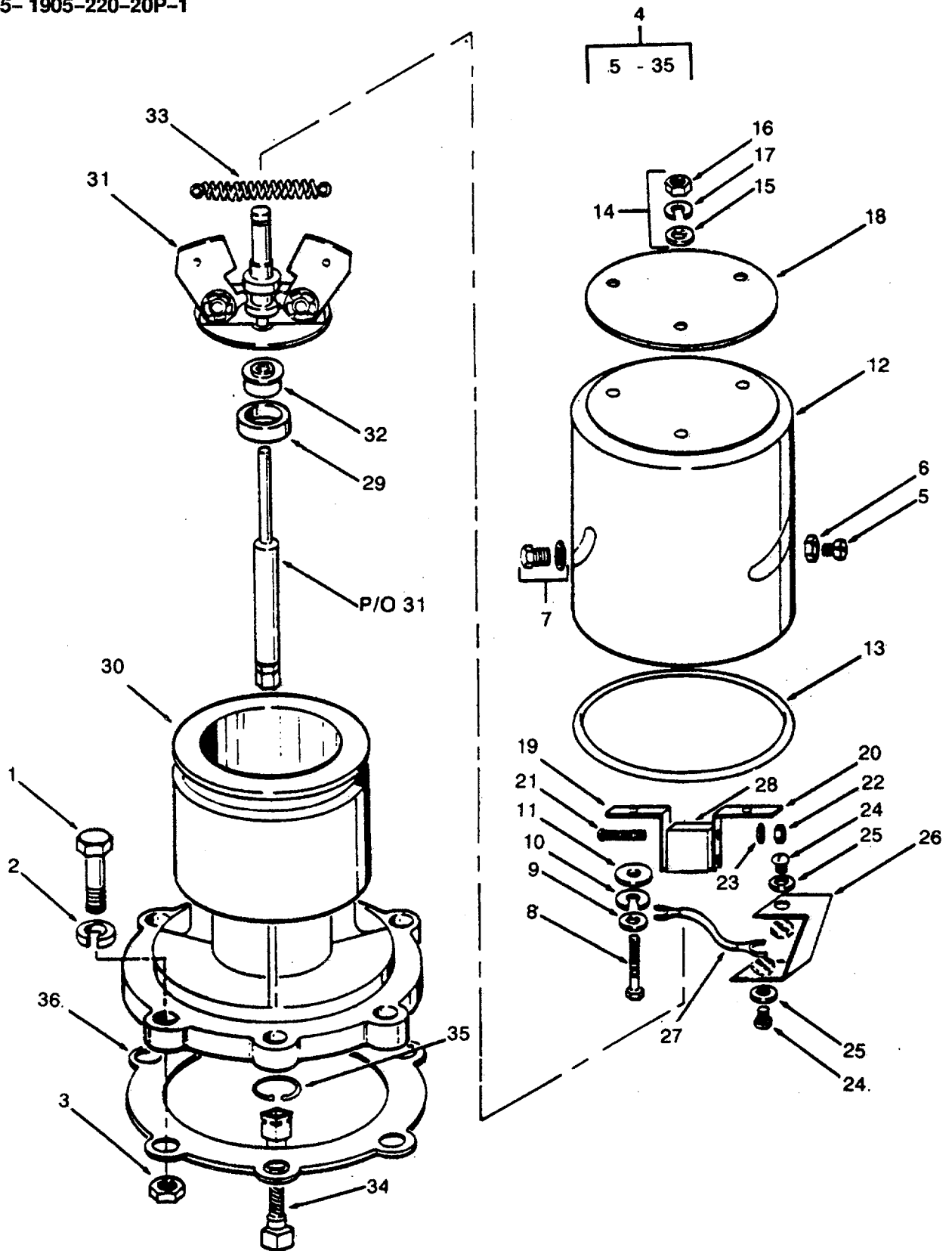


Figure 226. Overspeed Governor

(1) ITEM NO	(2) SMR CODE	(3) CAGEC	(4) PART NUMBER	(5) DESCRIPTION AND USABLE ON CODES(UOC)	(6) QTY
GROUP 05 ANCHOR HANDLING SYSTEM					
FIG. 226 OVERSPEED GOVERNOR					
1	PACZZ	96906	MS90725-174	SCREW,CAP,HEXAGON H	4
2	PACZZ	96906	MS35338-46	WASHER,LOCK	6
3	PACZZ	96906	MS51967-8	NUT,PLAIN,HEXAGON	4
4	XDCHF	72582	5197677	GOVERNOR,DIESEL ENG OVERSPEED	1
5	XDCZZ	72582	5195846	TRIP.....	2
6	PACZZ	96906	MS35649-262	STUD GOVERNOR SWITCH HOUSING	2
7	XDCZZ	72582	5198485	CAP ADJUSTING	2
8	PACZZ	96906	MS16995-28	NUT,PLAIN,HEXAGON	2
9	PACZZ	96906	MS27183-6	SCREW AND WASHER GOVERNOR	1
10	PACZZ	96906	MS35333-46	SWITCH HOUSING CAP.....	3
11	PACZZ	72582	5195842	SCREW,CAP,SOCKET HE HEAD HEX	4
12	XDCZZ	72582	5197891	WASHER,FLAT	4
13	PCCZZ	72582	5195822	WASHER,LOCK INTERNAL TOOTH	4
14	PACZZ	72582	271163	BUSHING GOVERNOR SWITCH HOUSING	11
15	XDCZZ	72582	5195841	CAP.....	1
16	PACZZ	96906	MS35649-282	COVER GOVERNOR SWITCH HOUSING	1
17	PACZZ	96906	MS35338-42	(SINGLE SWITCH).....	1
18	XDCZZ	72582	5195838	PACKING,PREFORMED BODY AND	3
19	XDCZZ	72582	5197892	COVER).....	3
20	XDCZZ	72582	5197893	NUT,PLAIN,ASSEMBLED GOVERNOR	3
21	XDCZZ	72582	421566	SWITCH HOUSING CAP 8-32	3
22	XDCZZ	72582	5197432	WASHER INSULATING FLAT	3
23	PACZZ	72582	5195834	NUT,PLAIN,HEXAGON	3
24	PACZZ	96906	MS35206-211	WASHER,LOCK	7
25	PACZZ	96906	MS27183-6	INSULATOR,WASHER.....	1
26	XDCZZ	72582	5197895	BRACKET SWITCH HOUSING CAP LEFT	1
27	XDCZZ	72582	5197896	BRACKET SWITCH HOUSING CAP RIGHT	1
28	PACZZ	72582	5197894	SCREW,MACHINE TRIP GOVERNOR	2
29	PCCZZ	72582	5195820	SWITCH.....	2
30	XDCZZ	72582	5199928	NUT GOVERNOR SWITCH	2
36	PCCZZ	72582	5113061	WASHER LOCK	2
				SCREW,MACHINE HEAD	4
				WASHER,FLAT	6
				CONNECTOR OVERSPEED	1
				LEAD,ELECTRICAL OVERSPEED TRIP	3
				GOVERNOR SWITCH	1
				SWITCH OVERSPEED TRIP GOVERNOR	1
				SEAL OVERSPEED TRIP	1
				HOUSING ASSEMBLY OVERSPEED TRIP	1
				GOVERNOR.....	1
				GASKET TRIP GOVERNOR PART OF KIT	1
				P/N 5193114.....	

END OF FIGURE

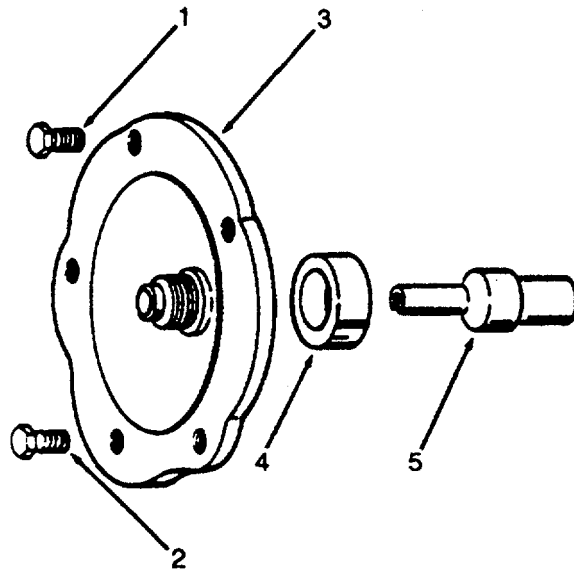


Figure 227. Tachometer Drive

SECTION II

TM 55-1905-220-20P

(1) ITEM NO	(2) SMR CODE	(3) CAGEC	(4) PART NUMBER	(5) DESCRIPTION AND USABLE ON CODES(UOC)	(6) QTY
GROUP 05 ANCHOR HANDLING SYSTEM					
FIG. 27 TACHOMETER DRIVE					
1	PACZZ	96906	MS90725-110	SCREW,CAP,HEXAGON	4
2	XDCZZ	96906	MS90725-85	SCREW CAP HEX HEAD	1
3	XDCZZ	72582	5125153	END FITTING.FLEXIBL TACHOMETER DRIVE	1
4	PCCZZ	72582	3202615	SEAL,PLAIN ENCASED DRIVE COVER	1
5	PACZZ	72582	3224992	SHAFT TACHOMETER DRIVE	1

END OF FIGURE

227-1

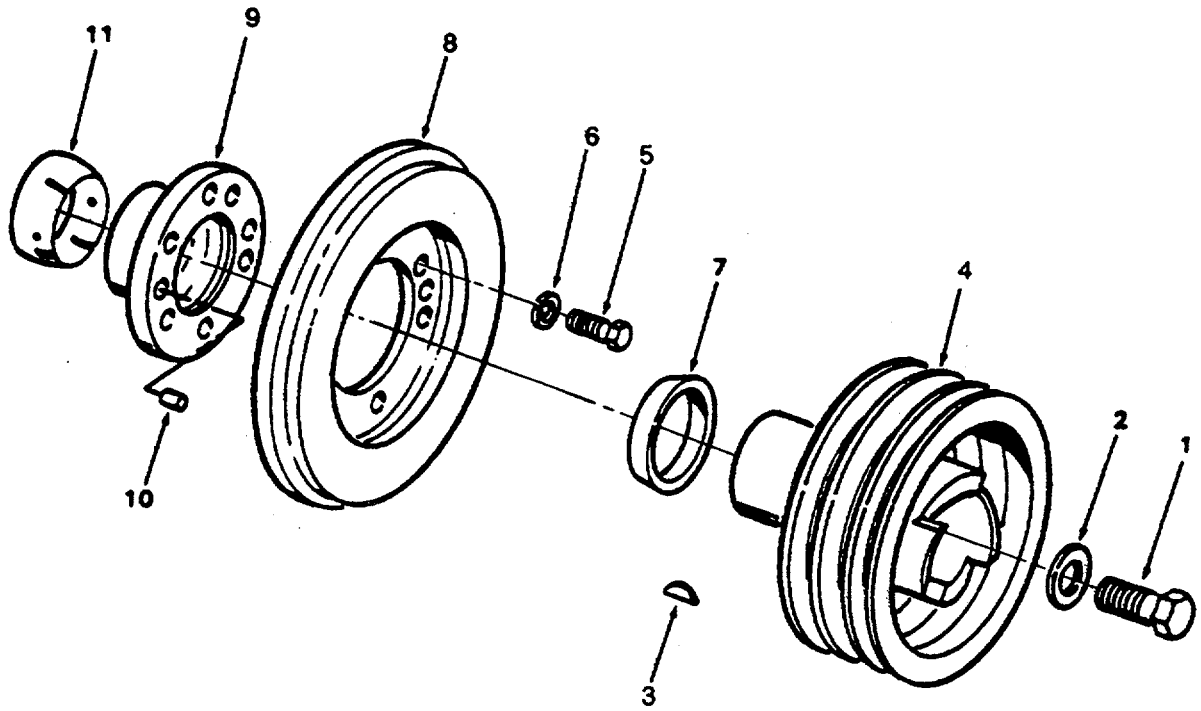


Figure 228. Crankshaft Pulley and Damper

(1) ITEM NO	(2) SMR CODE	(3) CAGEC	(4) PART NUMBER	(5) DESCRIPTION AND USABLE ON CODES(UOC)	(6) QTY
GROUP 05 ANCHOR HANDLING SYSTEM					
FIG 228 CRANKSHAFT PULLEY AND DAMPER					
1	PACZZ	72582	5153623	BOLT,MACHINE 1/4 INCH	1
2	XDCZZ	72582	5157930	WASHER,FLAT	1
3	PACZZ	24617	5131724	KEY,WOODRUFF PULLEY WOODRUFF 3/8	2
				X 1 INCH	
4	PBCZZ	72582	5146430	PULLEY,GROOVE	1
5	PACZZ	96906	MS90725-84	SCREW,CAP,HEXAGON H	6
6	PACZZ	96906	MS35338-47	WASHER,LOCK	6
7	XDCZZ	72582	5151344	SLEEVE,COMPRESSION, DAMPER	1
8	PBCZZ	72582	5100553	DAMPER,VIBRATION CRANKSHAFT	1
9	XDCZZ	72582	5156296	HUB,VIBRATION DAMPE VIBRATION	1
				DAMPER	
10	PACZZ	72582	5156295	PIN,STRAIGHT,HEADLE HEADLESS,1	2
				INCH	
11	XDCZZ	72582	5153144	BUSHING,SLEEVE DAMPER REAR	1

END OF FIGURE

228-1

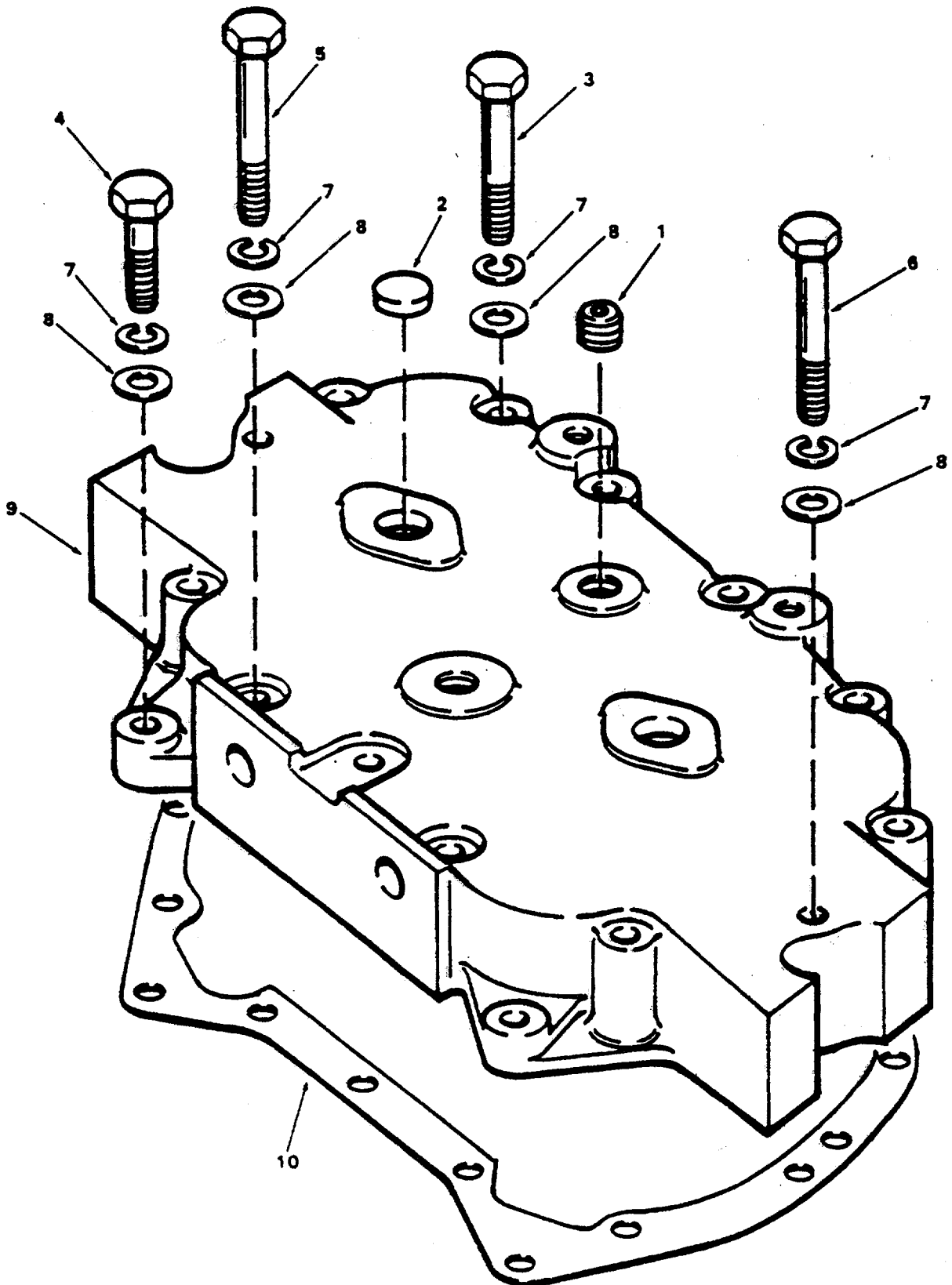


Figure 229. Balance Weight Cover

SECTION II

TM 55-1905-220-20P

(1) ITEM NO	(2) SMR CODE	(3) CAGEC	(4) PART NUMBER	(5) DESCRIPTION AND USABLE ON CODES(UOC)	(6) QTY
GROUP 05 ANCHOR HANDLING SYSTEM					
FIG. 229 BALANCE WEIGHT COVER					
1	PACZZ	72582	5143644	PLUG,MACHINE THREAD	4
2	PACZZ	72582	5150014	PLUG,EXPANSION	2
3	PACZZ	96906	MS90727-70	SCREW,CAP,HEXAGON H	9
4	PACZZ	72582	179846	SCREW,CAP,HEXAGON 1 7/8 INCH	2
5	PACZZ	80204	B1821BH038C375N	SCREW,CAP,HEXAGON H	1
6	PACZZ	96906	MS90727-71	SCREW,CAP,HEXAGON H	2
7	PACZZ	96906	MS35338-46	WASHER,LOCK	14
8	PACZZ	96906	MS15795-413	WASHER,FLAT	14
9	XDCZZ	72582	5138237	COVER BALANCE WEIGHT	1
10	PCCZZ	72582	5121753	GASKET WEIGHT COVER	1

END OF FIGURE

229-1

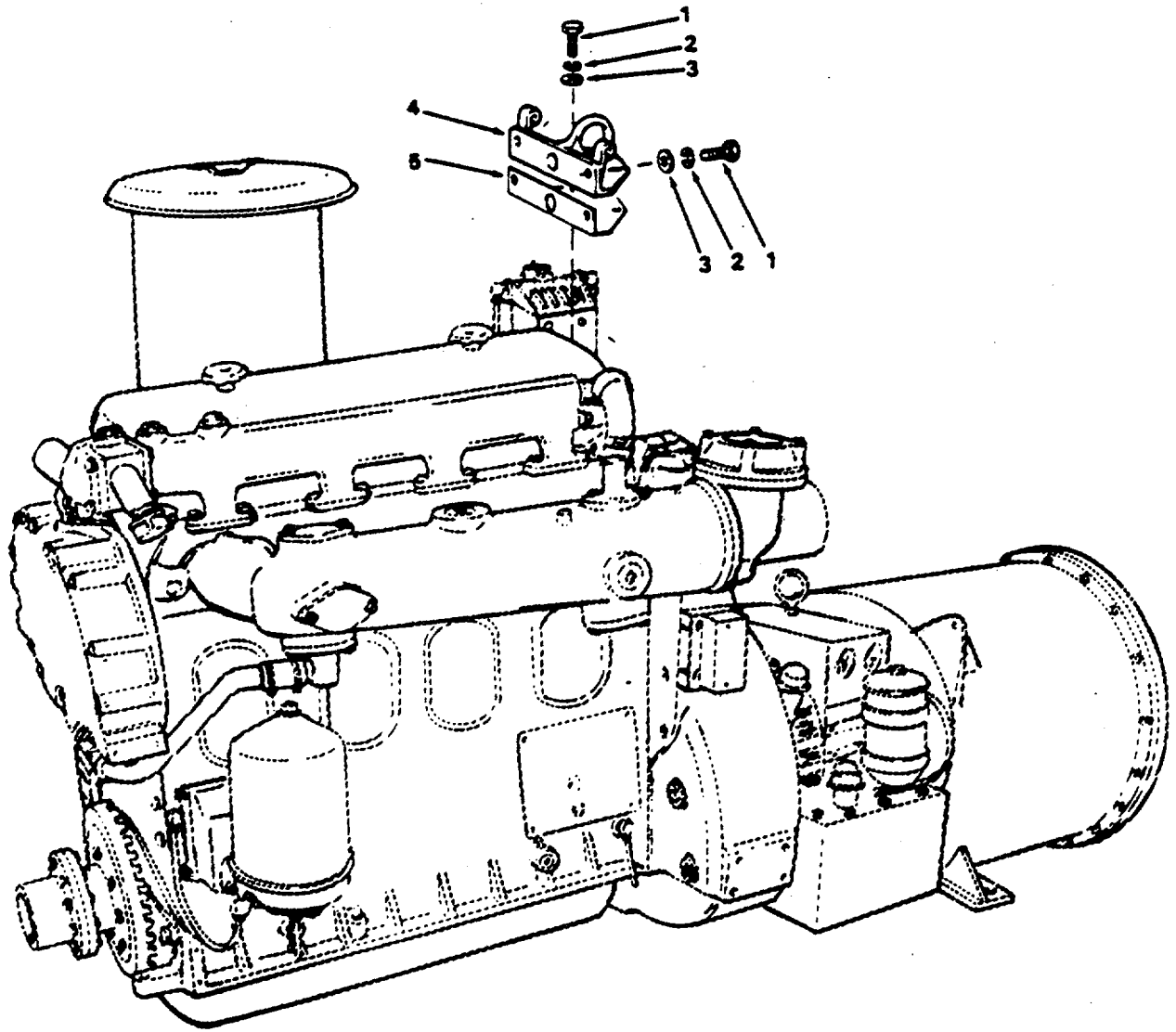


Figure 230. Engine Lift Brackets

SECTION II

TM 55-1905-220-20P

(1) ITEM NO	(2) SMR CODE	(3) CAGEC	(4) PART NUMBER	(5) DESCRIPTION AND USABLE ON CODES(UOC)	(6) QTY
GROUP 05 ANCHOR HANDLING SYSTEM					
FIG. 230 ENGINE LIFT BRACKETS					
1	PACZZ	96906	MS90725-89	SCREW,CAP,HEXAGON	8
2	PACZZ	96906	MS35338-47	WASHER,LOCK	8
3	PACZZ	72582	5150568	WASHER,FLAT 7/16	8
4	XDCZZ	72582	5150050	BRACKET,LIFTER LIFTER	2
5	PCCZZ	72582	5150052	GASKET LIFTER BRACKET PART OF KIT	2
				P/N 5193114.....	

END OF FIGURE

230-1

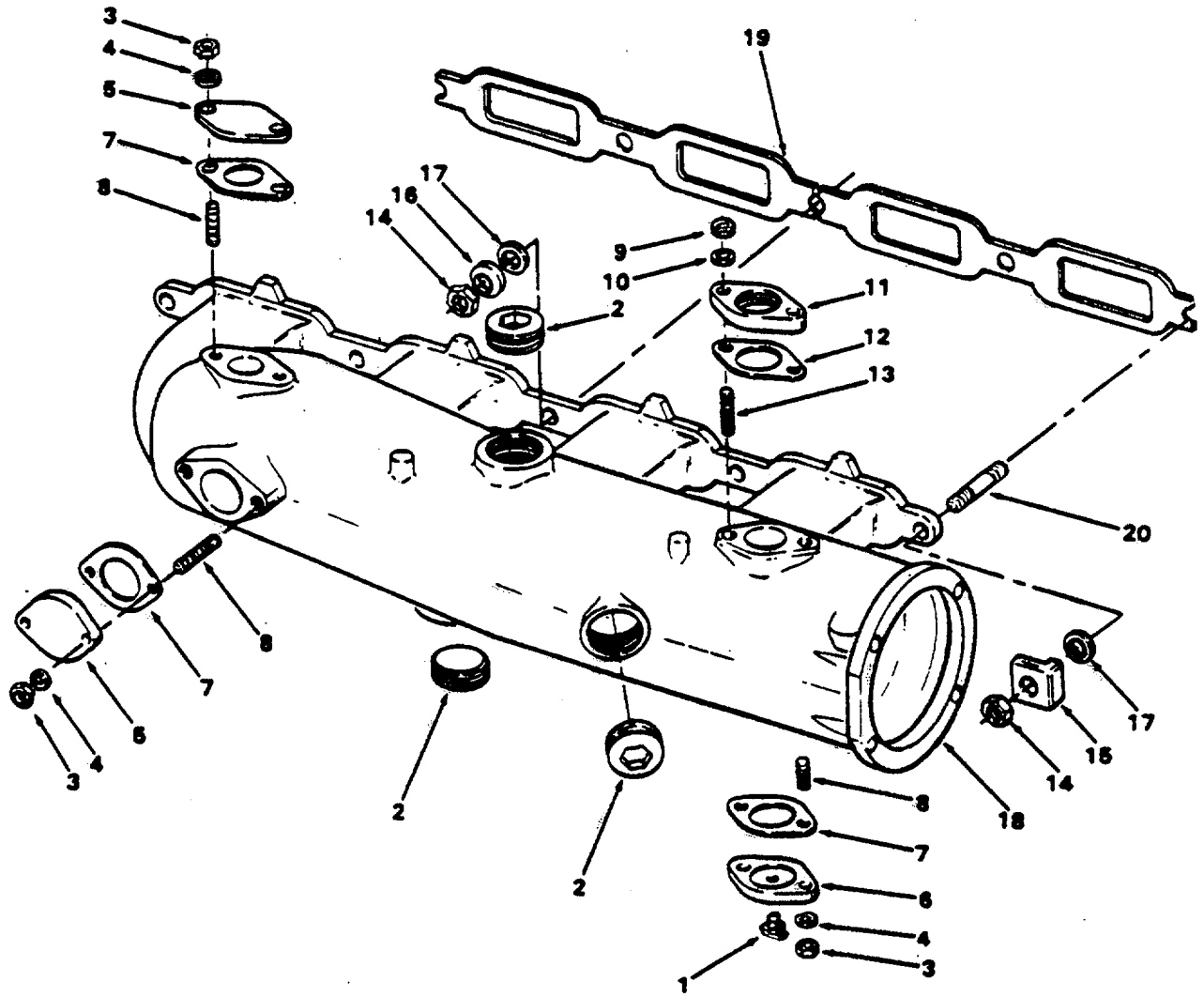


Figure 231. Exhaust Manifold

(1) ITEM NO	(2) SMR CODE	(3) CAGEC	(4) PART NUMBER	(5) DESCRIPTION AND USABLE ON CODES(UOC)	(6) QTY
GROUP 05 ANCHOR HANDLING SYSTEM					
FIG. 231 EXHAUST MANIFOLD					
1	PACZZ	96906	MS35782-5	COCK,DRAIN	1
2	XDCZZ	72582	5111798	PLUG9PIPE.....	3
3	PACZZ	96906	MS51971-2	NUT,PLAIN,HEXAGON	6
4	PACZZ	72582	5163834	WASHER,FLAT MANIFOLD COVER PLATE.	6
5	XDCZZ	72582	5119921	COVER,ACCESS MANIFOLD COVER	2
6	XDCZZ	72582	5119923	COVER,ACCESS MANIFOLD COVER	1
7	PCCZZ	72582	5156319	(TAPPED).....	
				GASKET MANIFOLD COVER PLATE PART	3
				OF KIT P/N 5193114	
8	PACZZ	72582	5123282	STUD,PLAIN MANIFOLD COVER PLATE	4
9	PACZZ	96906	MS51971-2	NUT,PLAIN,HEXAGON OUTLET FLANGE	2
10	PACZZ	72582	5163834	WASHER,FLAT MANIFOLD WATER	2
11	PACZZ	72582	5119926	OUTLET FLANGE	
				PLATE,E,HAUST MANIF MANIFOLD	1
12	PCCZZ	72582	5156319	WATER OUTLET	
				GASKET MANIFOLD WATER OUTLET	2
				FLANGE PART OF KIT P/N 5193114	
13	PACZZ	72582	5167325	STUD,PLAIN MANIFOLD WATER OUTLET	2
14	PACZZ	96906	MS21045-7	FLANGE	
15	PACZZ	72582	5111369	NUT,SELF-LOCKING,HE	5
16	PACZZ	72582	5104439	BRACKET,ENGINE MANIFOLD	2
17	PACZZ	72582	5104439	WASHER,SPRING EXHAUST MANIFOLD	3
18	XDCZZ	72582	5163809	WASHER,FLAT	5
19	XDCZZ	72582	5150196	MANIFOLD,EXHAUST	1
20	PACZZ	72582	5112899	GASKET GASKET MANIFOLD PART OF	2
				KIT P/N 5193114	
				STUD,PLAIN 2-3/32 INCHES	5

END OF FIGURE

231-1

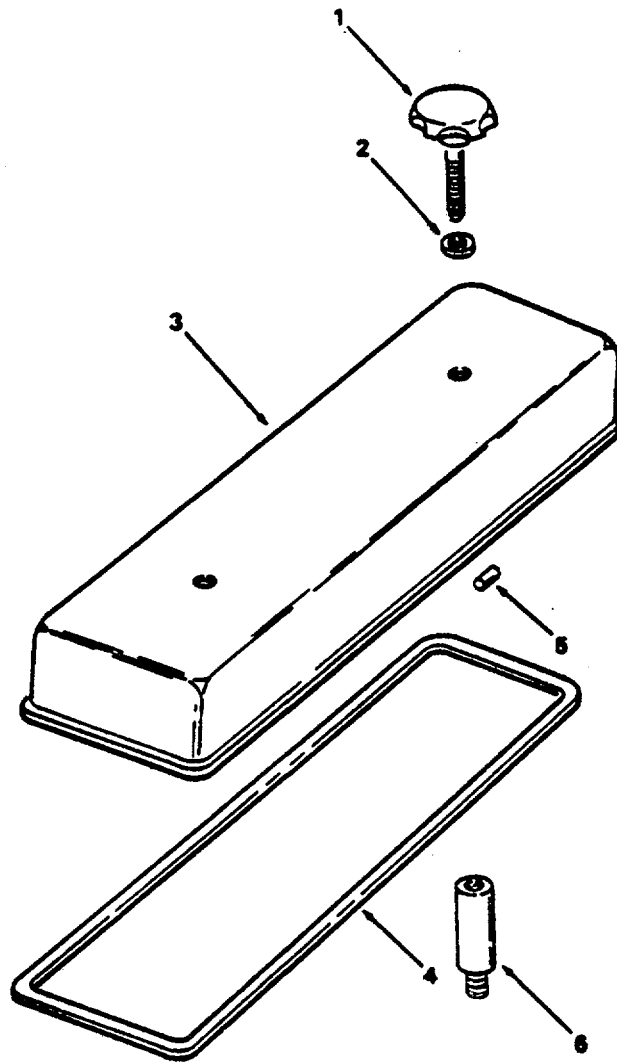


Figure 232. Rocker Arm Cover

SECTION II

TM 55-1905-220-20P

(1) ITEM NO	(2) SMR CODE	(3) CAGEC	(4) PART NUMBER	(5) DESCRIPTION AND USABLE ON CODES(UOC)	(6) QTY
GROUP 05 ANCHOR HANDLING SYSTEM					
FIG. 232 ROCKER ARM COVER					
1	PACZZ	72582	5157194	THUMBSCREW.....	2
2	PACZZ	72582	5150333	WASHER,FLAT.....	2
3	XDCZZ	72582	5103641	COVER ROCKER.....	2
4	PCCZZ	72582	5104081	GASKET PART OF KIT P/N 5193114.....	1
5	PACZZ	96906	MS35671-25	PIN,GROOVED,HEADLES.....	2
6	PACZZ	72582	5148504	STUD,PLAIN.....	2
	XDCZZ	72582	5149511	KIT.INSTALLATION ROCKER-COVER.....	1

END OF FIGURE

232-1

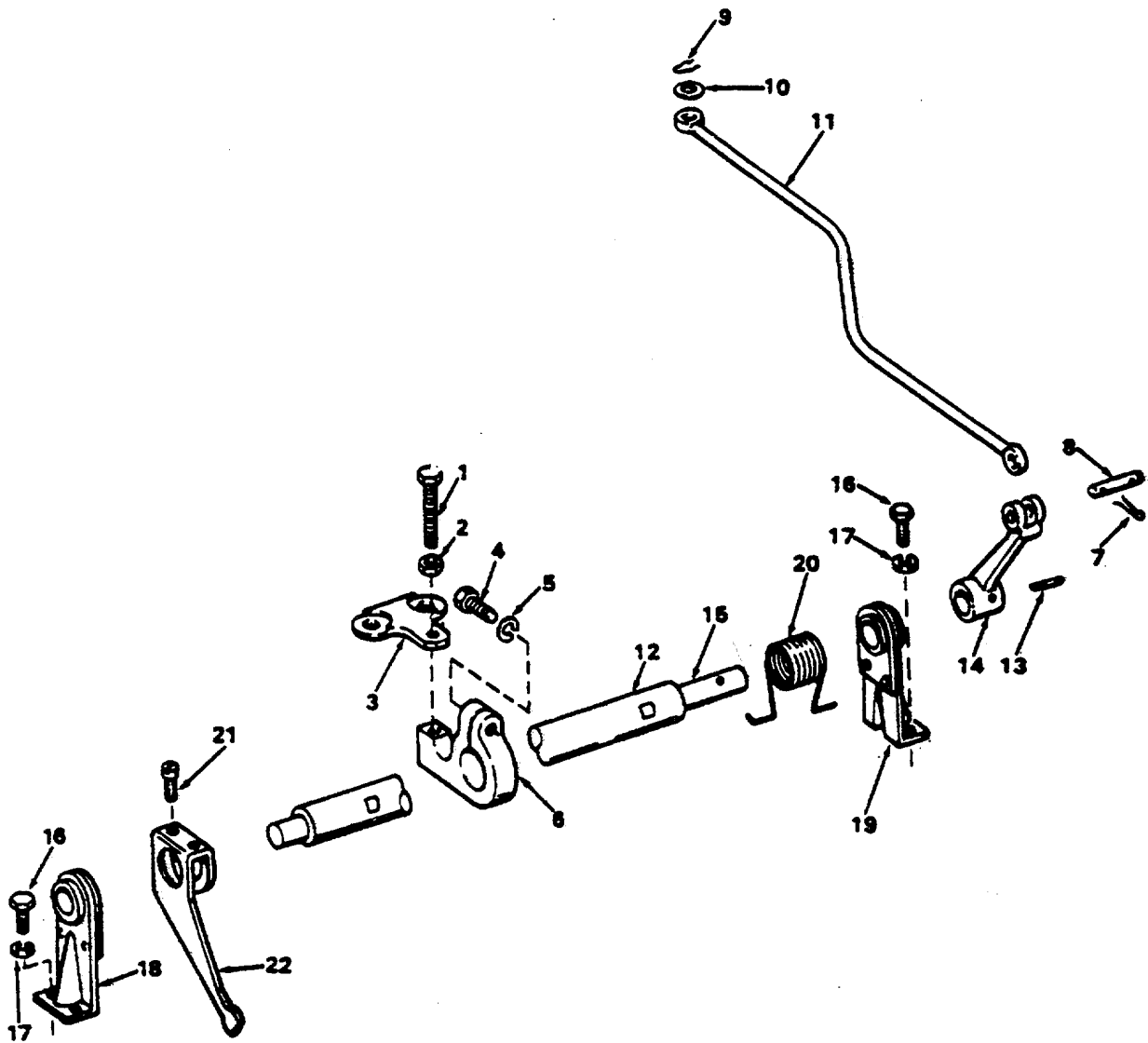


Figure 233. Injector Controls

(1) ITEM NO	(2) SMR CODE	(3) CAGEC	(4) PART NUMBER	(5) DESCRIPTION AND USABLE ON CODES(UOC)	(6) QTY
GROUP 05 ANCHOR HANDLING SYSTEM					
FIG. 233 INJECTOR CONTROLS					
1	XDCZZ	72582	5178817	BOLT,EXTERNALLY	1
2	PACZZ	96906	MS51967-6	NUT,PLAIN,HEXAGON	1
3	XDCZZ	72582	5136159	PLATE,INJECTOR CONT CONTROL TUBE	1
				LEVER	
4	PACZZ	96906	MS90725-8	SCREW,CAP,HEXAGON H.....	2
5	PACZZ	96906	MS35338-44	WASHER,LOCK	2
6	XDCZZ	72582	2090519	ARM,LEVER LOAD ADJU TUBE LEVER	1
7	PACZZ	96906	MS24665-170	PIN,COTTER	2
8	PACZZ	72582	5147345	PIN	1
9	XDCZZ	72582	142583	CLIP,RETAINING	1
10	PACZZ	72582	5150941	WASHER,FLAT	1
11	XDCZZ	72582	5150990	CONNECTING LINK,RIG TO GOVERNOR	1
12	PACZZ	72582	5195534	SHAFT AND LEVER ASS CONTROL	1
13	PACZZ	96906	MS35671-24	PIN,GROOVED,HEADLES	1
14	PACZZ	72582	5150263	LEVER,REMOTE CONTRO CONTROL TUBE	1
15	PACZZ	72582	5150259	PIN,STRAIGHT,HEADED CONTROL TUBE	1
				END	
16	PACZZ	96906	MS90725-5	SCREW,CAP,HEXAGON H	4
17	PACZZ	96906	MS35338-44	WASHER,LOCK	4
18	XDCZO	72582	5130509	BRACKET,EYE,ROTATIN CONTROL TUBE	1
19	XDCZO	72582	5130509	BRACKET,EYE,ROTATIN CONTROL TUBE	1
20	PACZZ	72582	5115922	SPRING,HELICAL,TORS CONTROL TUBE	1
21	PACZZ	72582	5176228	SCREW,MACHINE CONTROL TUBE RACK	8
				LEVER	
22	PACZZ	72582	5115322	BELL CRANK CONTROL TUBE RACK	4

END OF FIGURE

233-1

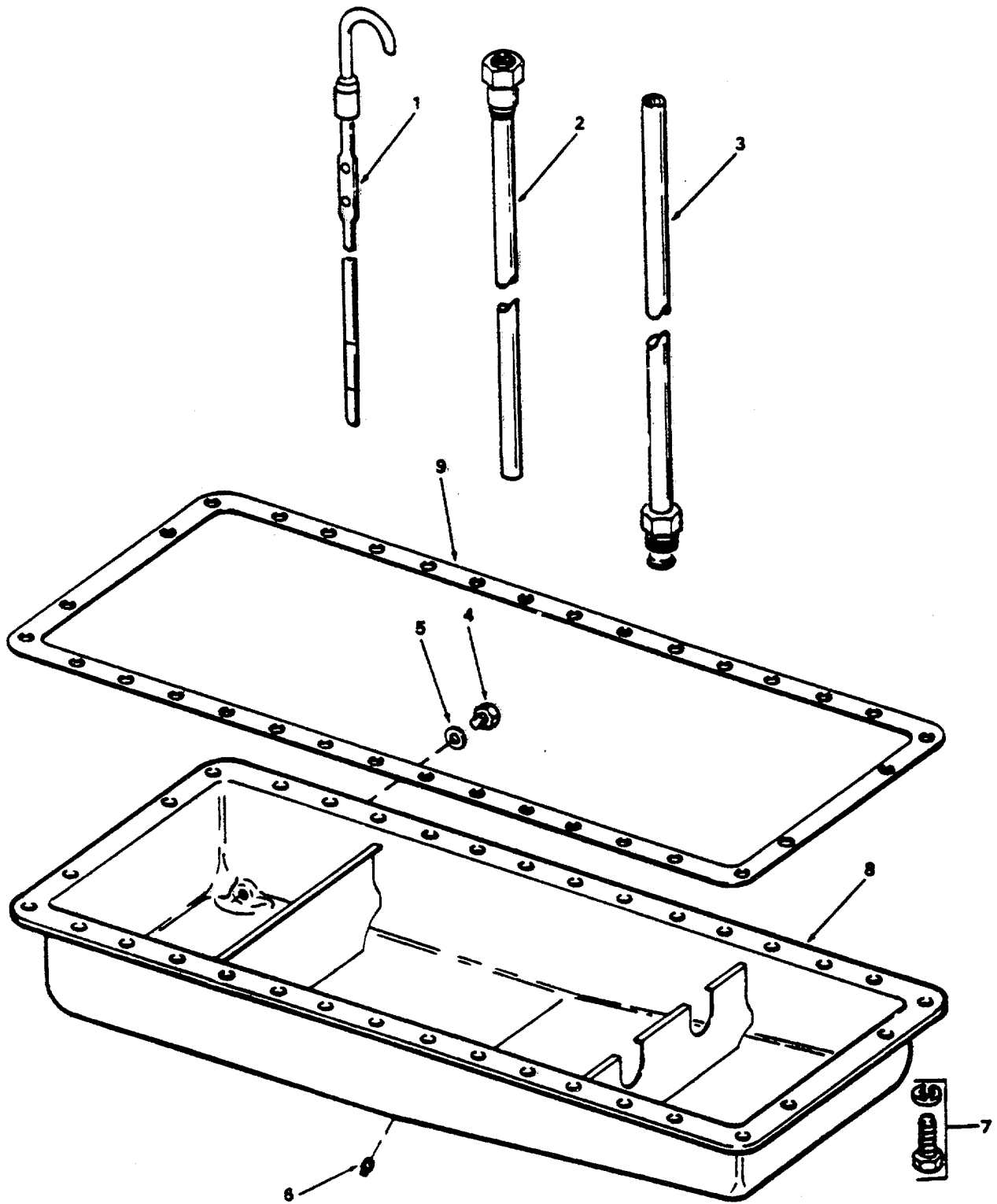


Figure 234. Oil Pan and Dipstick

(1) ITEM NO	(2) SMR CODE	(3) CAGEC	(4) PART NUMBER	(5) DESCRIPTION AND USABLE ON CODES(UOC)	(6) QTY
GROUP 05 ANCHOR HANDLING SYSTEM					
FIG. 234 OIL PAN AND DIPSTICK					
1	PACZZ	72582	5162926	GAGE ROD,LIQUID CRANKCASE	1
2	XDCZZ	72582	5151430	GUIDE,DIPSTIC K.....	1
3	XDCZZ	72582	5132441	ADAPTOR DIPSTICK	1
4	PACZZ	72582	5138621	PLUG,MACHINE THREAD 18MM.....	1
5	KFCZZ	72582	840277	GASKET DRAIN PLUG PART OF KIT P/N 5192753 PART OF KIT P/N 5192107 PART OF KIT P/N 5193114	1
6	XDCZZ	72582	5145012	PLUG9PIPE.....	1
7	PACZZ	72582	5148436	BOLT,ASSEMBLED WASH OIL PAN 5/16- 18 X 3/4	26
8	XDCZZ	72582	5167808	OIL PAN ASSEMBLY	1
9	PACZZ	72582	5150116	GASKET BLOCK PART OF KIT P/N 5192753 PART OF KIT P/N 5192107 PART OF KIT P/N 5193114	1

END OF FIGURE

234-1

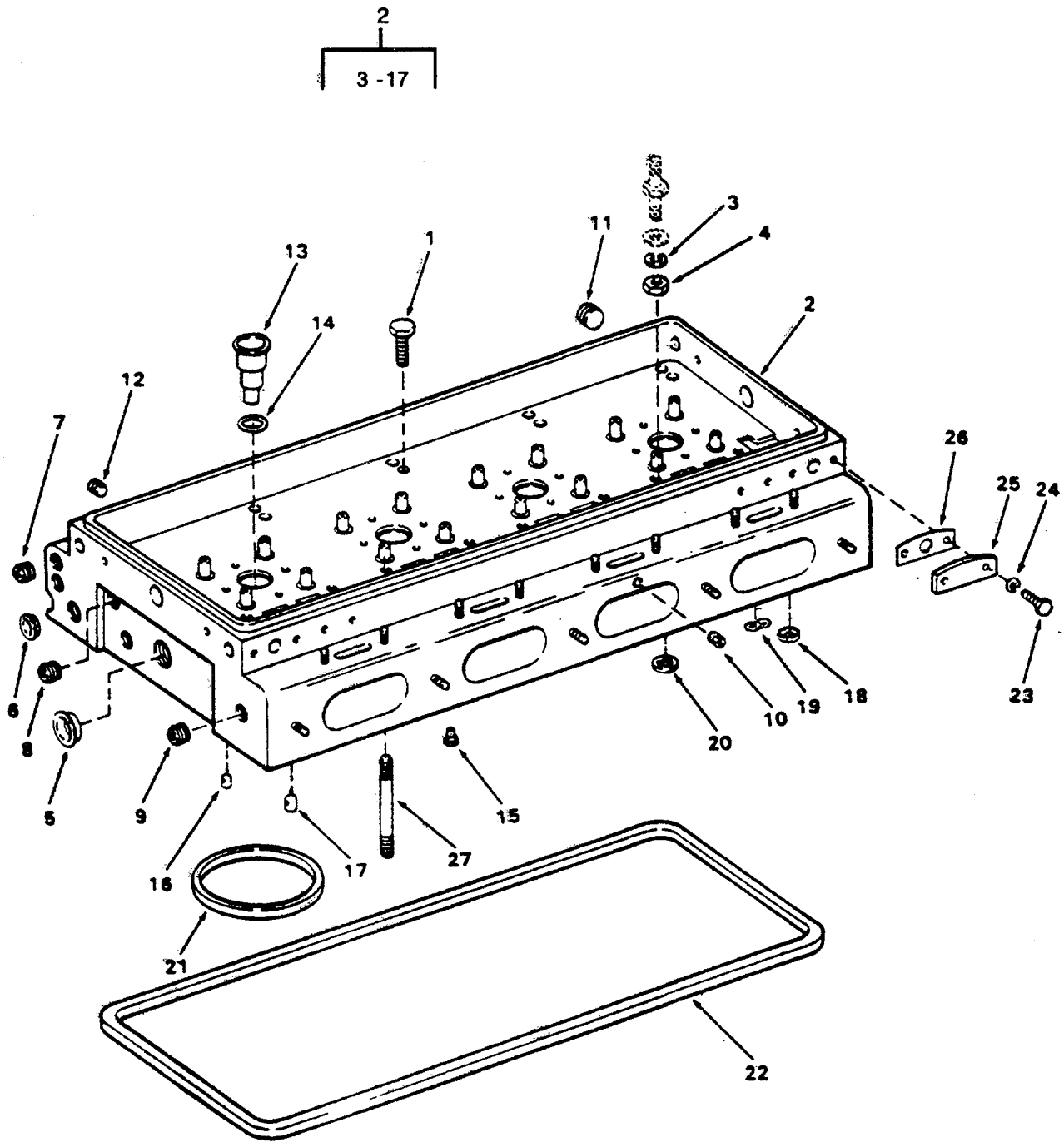


Figure 235. Cylinder Head

(1) ITEM NO	(2) SMR CODE	(3) CAGEC	(4) PART NUMBER	(5) DESCRIPTION AND USABLE ON CODES(UOC)	(6) QTY
GROUP 05 ANCHOR HANDLING SYSTEM					
FIG. 235 CYLINDER HEAD					
1	PACZZ	72582	5117003	BOLT,EXTERNALLY 5.42 INCH LG	10
2	PACHH	72582	5102771	CYLINDER HEAD,DIESE ASSEMBLY	1
3	PACZZ	72582	MS35338-46	WASHER,LOCK	8
4	PACZZ	96906	MS51968-6	NUT,PLAIN,HEXAGON	8
5	PACZZ	72582	5117186	PLUG,EXPANSION DIAMETER	2
6	PACZZ	72582	5150132	PLUG,EXPANSION	2
7	PACZZ	72582	5145014	PLUG,PIPE,MAGNETIC	3
8	PACZZ	72582	5142549	PLUG,PIPE CYLINDER HEAD	2
9	XDCZZ	72582	5129892	PLUG,PIPE	9
10	PACZZ	72582	5154453	PLUG,MACHINE THREAD	4
11	PACZZ	02978	MS49005-4	PLUG,PIPE HEAD 1/4 INCH	5
12	PACZZ	72582	5178976	PLUG,CYLINDER HEAD 7/16-14	4
13	PACZZ	72582	5199527	PARTS KIT,TUBE,FUEL HEAD	4
14	PACZZ	72582	5160037	PACKING,PREFORMED TUBE KIT	1
15	XDCZZ	72582	5100929	BUSHING,SLEEVE INCH LONG	2
16	PACZZ	72582	5172874	NOZZLE,WATER OUTLET WATER	4
17	PACZZ	72582	5111332	NOZZLE,WATER OUTLET WATER	6
18	XDCZZ	72582	5186577	WASHER,FLAT	2
19	KFCZZ	72582	5183305	GASKET HEAD WATER AND OIL PART OF KIT P/N 5192753 PART OF KIT P/N 5198676 PART OF KIT P/N 5193114	2
20	PACZZ	72582	5186579	GASKET SEAL	6
21	XDCZZ	72582	5183330	GASKET HEAD COMPRESSION PART OF KIT P/N 5192753 PART OF KIT P/N 5198676 PART OF KIT P/N 5193114	4
22	PACZZ	72582	5119973	GASKET.....	1
23	PACZZ	96906	MS90725-3	SCREW,CAP,HEXAGON H	6
24	PACZZ	96906	MS35338-44	WASHER,LOCK	6
25	XDCZZ	72582	5150268	..COVER,ACCESS	3
26	KFCZZ	72582	5123812	GASKET GASKET PART OF KIT P/N 5192753 PART OF KIT P/N 5198676 PART OF KIT P/N 5193114	4
27	PACZZ	72582	5183329	STUD,PLAIN 6-3/8 INCH LONG	10
	PACZZ	72582	5198676	GASKET SET CYLINDER HEAD	1
				INCLUDES METAL CLAD GASKETS	
				GASKET (4) 235-26	
				GASKET (4) 235-21	
				GASKET (2) 235-19	

END OF FIGURE

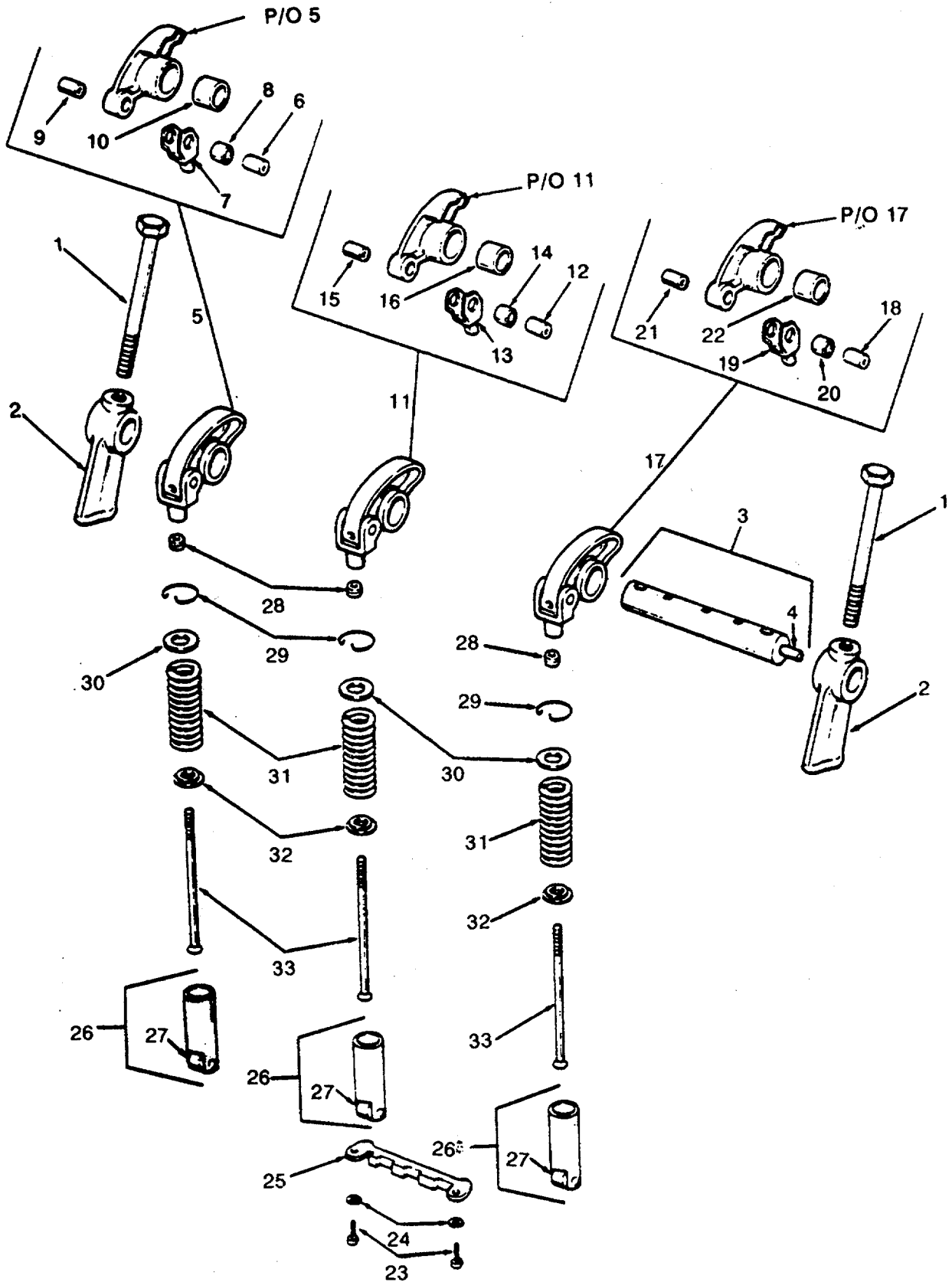


Figure 236. Valve Operating Mechanism

(1) ITEM NO	(2) SMR CODE	(3) CAGEC	(4) PART NUMBER	(5) DESCRIPTION AND USABLE ON CODES(UOC)	(6) QTY
GROUP 05 ANCHOR HANDLING SYSTEM					
FIG. 236 VALVE OPERATING MECHANISM					
1	PACZZ	72582	5150325	BOLT,FLUID PASSAGE SHAFT BRACKET	8
2	XDCZZ	72587	5150324	BRACKET,EYE,ROTATIN ROTATING,	8
				SHAFT	
3	PACZZ	72582	5150322	SHAFT ASSEMBLY,ROCK ROCKER ARM	4
4	PACZZ	72582	5151272	PLUG,PROTECTIVE DUST	1
5	PACZZ	72582	5148472	ROCKER ARM,ENGINE P EXHAUST	4
				VALVE ROCKER LEFT	
6	PACZZ	72582	5150314	PIN,HOLLOW ROCKER ARM CLEVIS	1
7	PACZZ	72582	5150312	CLEVIS,ROD END VALVE ROCKER ARM.	1
8	PACZZ	72582	5122445	BUSHING,SLEEVE EXHAUST ROCKER	1
				ARM.....	
9	PACZZ	72582	5150311	BEARING,SLEEVE EXHAUST VALVE	1
				ROCKER ARM	
10	PACZZ	72582	5123700	BUSHING,SLEEVE EXHAUST VALVE	1
				ROCKER ARM CLEVIS	
11	PACZZ	72582	5148475	ROCKER ARM,ENGINE P EXHAUST	4
				VALVE ROCKER RIGHT	
12	PACZZ	72582	5150314	PIN,HOLLOW ROCKER ARM CLEVIS	1
13	PACZZ	72582	5150312	CLEVIS,ROD END VALVE ROCKER ARM.	1
14	PACZZ	72582	5122445	BUSHING,SLEEVE EXHAUST ROCKER	1
				ARM.....	
15	PACZZ	72582	5150311	BEARING,SLEEVE EXHAUST VALVE	1
				ROCKER ARM	
16	PACZZ	72582	5123700	BUSHING,SLEEVE EXHAUST VALYE	1
				ROCKER ARM CLEVIS	
17	PACZZ	72582	5179954	ROCKER ARM,ENGINE P INJECTOR	4
				ROCKER	
18	PACZZ	72582	5150314	PIN,HOLLOW	4
19	PACZZ	72582	5150312	CLEVIS,ROD END ROCKER ARM	1
20	PACZZ	72582	5150318	BEARING,SLEEVE INJECTOR ROCKER	1
				ARM.....	
21	PACZZ	72582	5150311	BEARING,SLEEVE INJECTOR ROCKER	1
				ARM.....	
22	PACZZ	72582	5123700	BUSHING,SLEEVE ROCKER ARM CLEVIS	1
23	PACZZ	96906	MS90725-6	SCREW,CAP,HEXAGON H	8
24	PACZZ	96906	MS35338-44	WASHER,LOCK	8
25	PACZZ	72582	5150298	GUIDE,CAM FOLLOWER	4
26	XDCZZ	72582	5115087	FOLLOWER ASSEMBLY CAM	12
27	PACZZ	72582	5195220	ROLLER SET CAM FOLLOWER	1
28	PACZZ	72582	5151601	NUT,PLAIN,HEXAGON	12
29	PACZZ	72582	5150303	RING,RETAINING RETAINER	12
30	PACZZ	72582	5150302	SEAT,HELICAL COMPRE	12
31	PACZZ	72582	5186858	SPRING,HELICAL,COMP	12
32	PACZZ	72582	5123250	SEAT,HELICAL	12
33	PACZZ	72582	5128640	PUSH ROD,ENGINE POP	12

END OF FIGURE

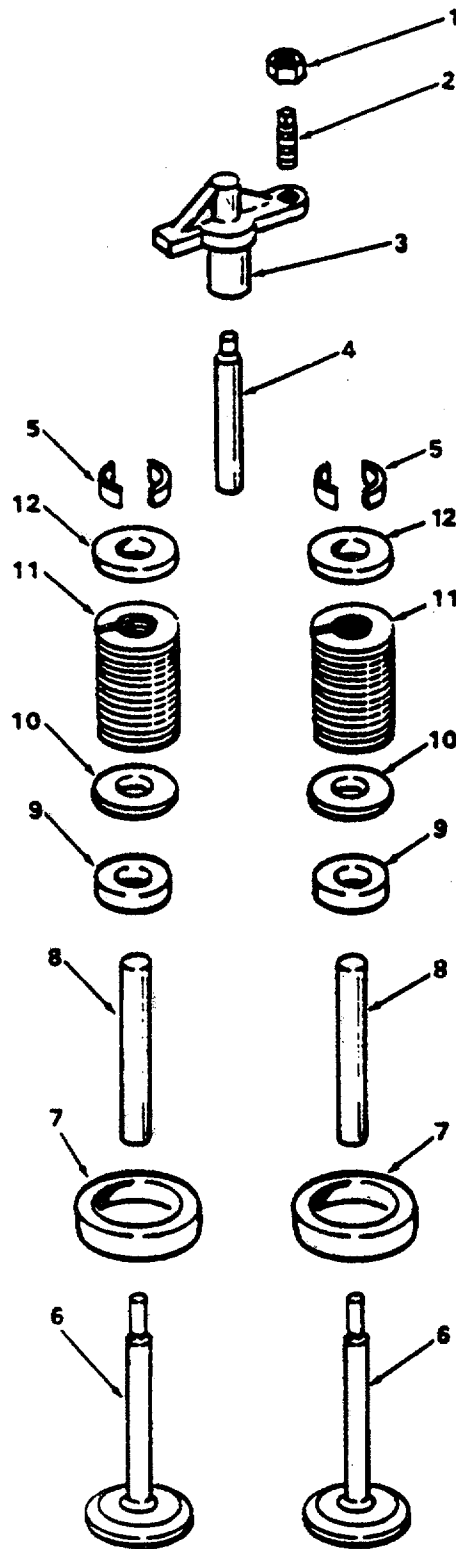


Figure 237. Exhaust Valve Arrangement

(1) ITEM NO	(2) SMR CODE	(3) CAGEC	(4) PART NUMBER	(5) DESCRIPTION AND USABLE ON CODES(UOC)	(6) QTY
GROUP 05 ANCHOR HANDLING SYSTEM					
FIG. 237 EXHAUST VALVE ARRANGEMENT					
1	PACZZ	72582	5151601	NUT,PLAIN,HEXAGON ADJUSTING	8
2	PACZZ	72582	5129101	SETSCREW EXHAUST VALVE BRIDGE	8
3	PACZZ	72582	5117565	BRIDGE,EXHAUST VALV VALVE	8
4	PACZZ	72582	5117564	PIN,STRAIGHT	8
5	PACZZ	72582	5111337	LOCK,VALVE SPRING R SPRING	32
6	PACZZ	72582	23500501	PARTS KIT,ENGINE PO	16
7	PACZZ	72582	5101101	SEAT,VALVE VALVE	16
8	PACZZ	72582	5129919	GUIDE,VALVE STEM	16
9	PACZZ	72582	5129920	SEAL,VALVE GUIDE GUIDE	16
10	PACZZ	72582	5117562	WASHER,FLAT SPRING	16
11	PACZZ	72582	5147347	SPRING,HELICAL VALVE	16
12	PACZZ	72582	5117563	SEAT,HELICAL VALVE	16

END OF FIGURE

237-1

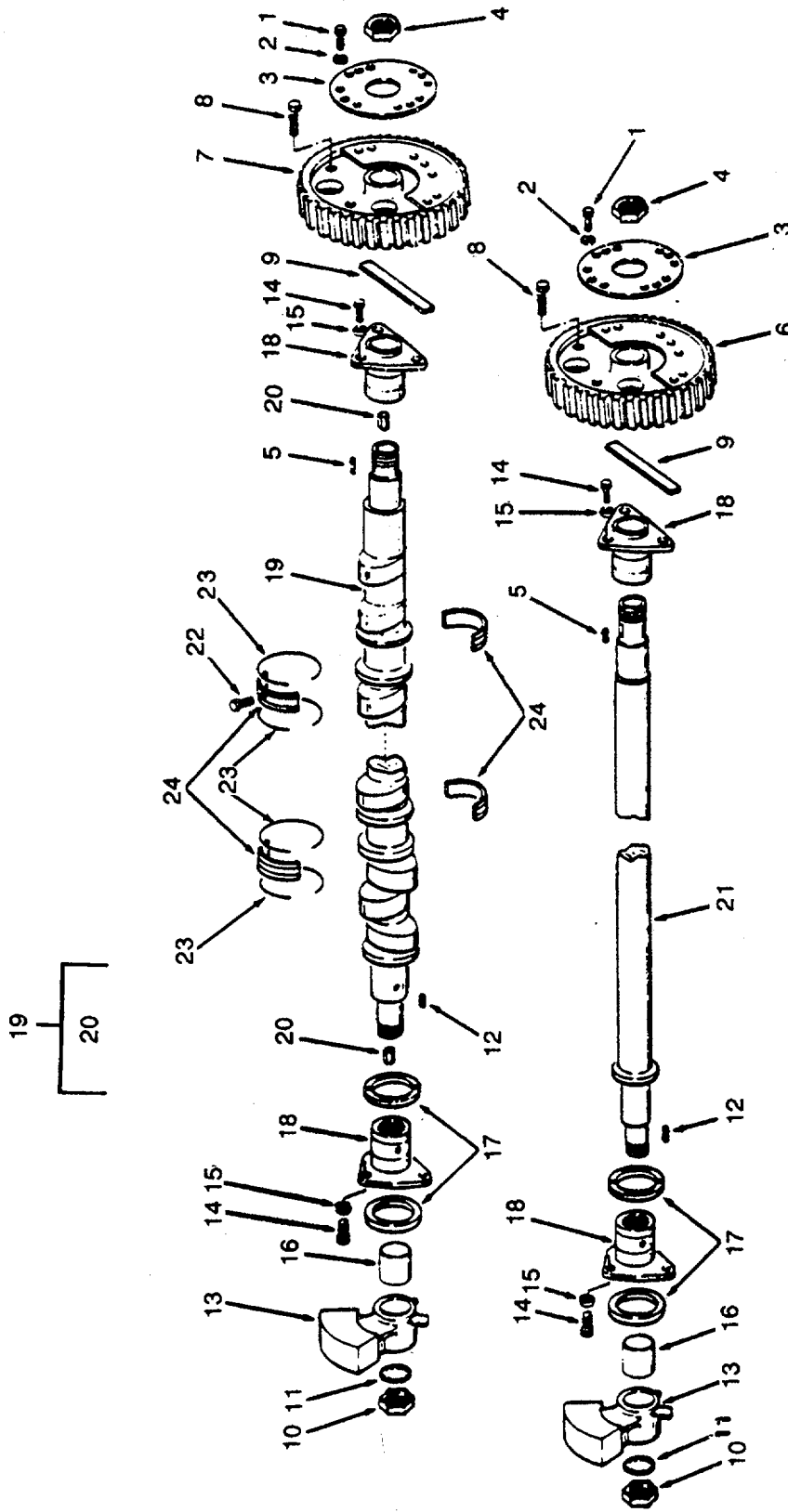


Figure 238. Camshaft and Gear Train

(1) ITEM NO	(2) SMR CODE	(3) CAGEC	(4) PART NUMBER	(5) DESCRIPTION AND USABLE ON CODES(UOC)	(6) QTY
GROUP 05 ANCHOR HANDLING SYSTEM					
FIG. 238 CAMSHAFT AND GEARTRAIN					
1	PACZZ	96906	MS90727-60	SCREW,CAP,HEXAGON H	8
2	PACZZ	96906	MS35338-46	WASHER,LOCK	8
3	XDCZZ	72582	5172734	PLATE,RETAINING,SHA	2
4	PACZZ	72582	5150087	NUT,PLAIN,HEXAGON	2
5	PACZZ	96906	MS35756-17	KEY,WOODRUFF	2
6	PACZZ	72582	5121815	GEAR,HELICAL	1
7	PACZZ	72582	5121816	GEAR,HELICAL	1
8	PACZZ	96906	MS90727-63	SCREW,CAP,HEXAGON H	4
9	XDCZZ	72582	5121968	DIFFERENTIAL,DRIVIN	2
10	PACZZ	72582	5150087	NUT,PLAIN,HEXAGON WEIGHT	2
11	PACZZ	72582	5177769	WASHER,LOCK BALANCE WEIGHT	2
12	PACZZ	72582	5153914	KEY,WOODRUFF BALANCE WEIGHT	2
13	XDCZZ	72582	5153001	WEIGHT FRONT BALANCE	2
14	XDCZZ	96906	MS90725-61	SCREW CAP HEX HEAD	12
15	PACZZ	96906	MS35338-46	WASHER,LOCK	12
16	PACZZ	72582	5111423	BEARING,ASSEMBLY GROOVED	8
17	PACZZ	72582	5111424	WASHER BEARING THRUST STANDARD	4
18	PACZZ	72582	5111422	BEARING,SLEEVE CAM AND BALANCER	4
SHAFT END					
19	PACZZ	72582	5122487	CAMSHAFT,ENGINE	1
20	PACZZ	72582	5151277	PIN,STRAIGHT,HEADLE HEADLESS	2
21	PACZZ	72582	5158672	SHAFT,SHOULDERED	1
22	PACZZ	72582	5123383	SETSCREW 45/64 BEARING LOCK	3
23	PACZZ	72582	5115572	RING,RETAINING	6
24	PACZZ	72582	5196022	BEARING HALF SET STANDARD	2
CAMSHAFT INTERMEDIATE					

END OF FIGURE

238-1

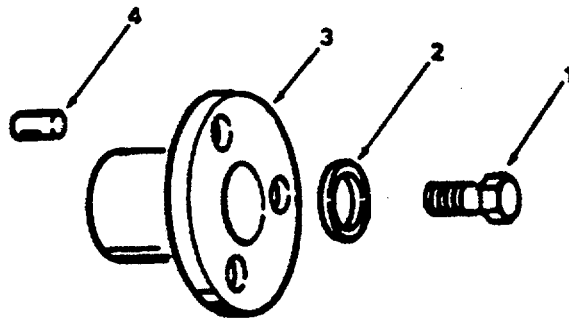


Figure 239. Idler Gear Hole Spacer Assembly

SECTION II

TM 55-1905-220-20P

(1) ITEM NO	(2) SMR CODE	(3) CAGEC	(4) PART NUMBER	(5) DESCRIPTION AND USABLE ON CODES(UOC)	(6) QTY
GROUP 05 ANCHOR HANDLING SYSTEM					
FIG. 239. IDLER GEAR HOLE SPACER ASSEMBLY					
1	PACZZ	96906	MS90725-117	SCREW,CAP,HEXAGON H	1
2	XDCZZ	72582	5167714	WASHER IDLER GEAR SPACER	1
3	XDCZZ	72582	5131719	SPACER,SLEEVE IDLER GEAR HOLE	1
4	PACZZ	72582	5151444	PIN,HOLLOW ASSEMBLY	1

END OF FIGURE

239-1

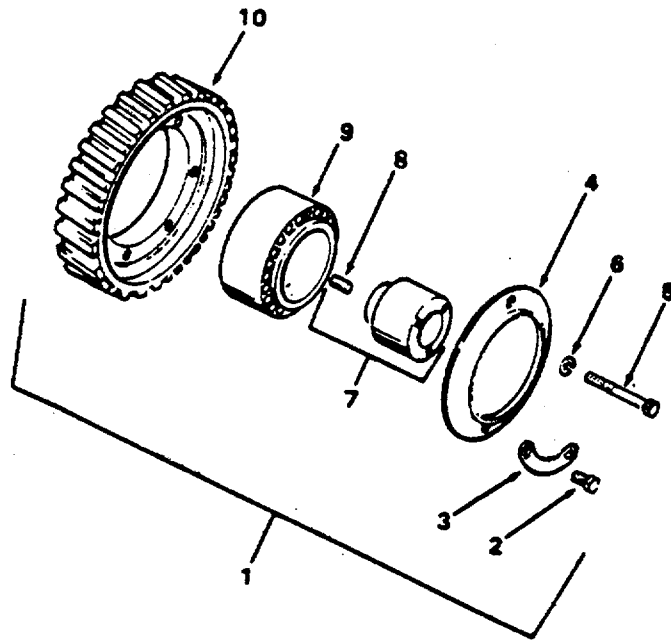


Figure 240. Idler Gear

SECTION II

TM 55-1905-220-20P

(1) ITEM NO	(2) SMR CODE	(3) CAGE C	(4) PART NUMBER	(5) DESCRIPTION AND USABLE ON CODES(UOC)	(6) QTY
GROUP 05 ANCHOR HANDLING SYSTEM					
FIG. 240 IDLER GEAR					
1	PACZZ	72582	5199383	GEAR,HELICAL HELIX	1
2	PACZZ	96906	MS90727-29	SCREW,CAP,HEXAGON H	6
3	XDCZZ	72582	5176999	LOCKING PLATE	3
4	XDCZZ	72582	5176998	PLATE,RETAINING,BEA	1
5	PACZZ	96906	MS90725-117	SCREW,CAP,HEXAGON H	1
6	PACZZ	38597	50-4-18-17-7	WASHER,FLAT ASSEMBLY	1
7	XDCZZ	72582	5130135	HUB,BODY GEAR	1
8	PACZZ	72582	5151444	PIN,HOLLOW	1
9	PACZZ	72582	7451948	BEARING,ROLLER,TAPE TAPERED, IDLER GEAR	1
10	PACZZ	72582	5113817	GEAR,HELICAL HELIX	1

END OF FIGURE

240-1

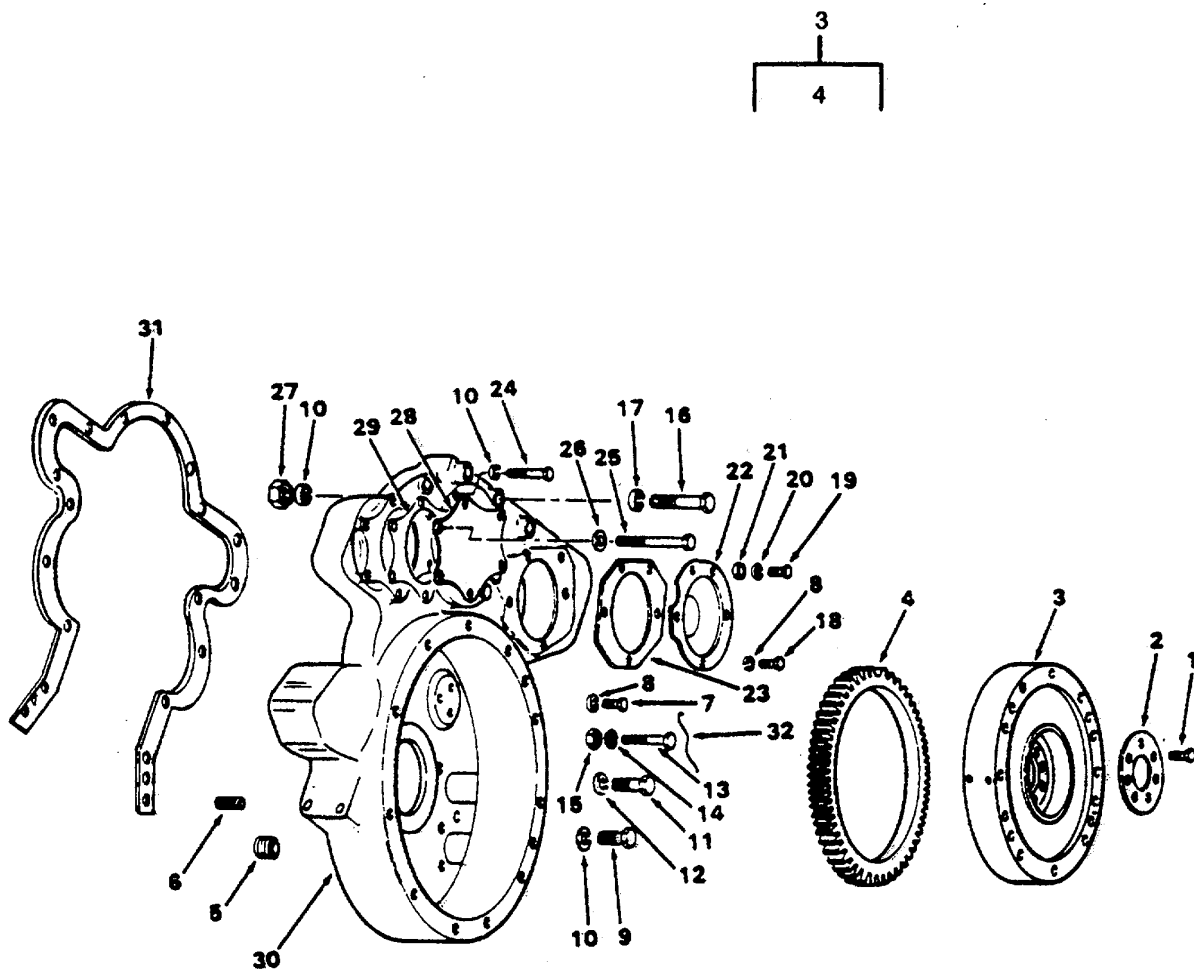


Figure 241. Flywheel and Housing

SECTION II

TM 55-1905-220-20P

(1) ITEM NO	(2) SMR CODE	(3) CAGE C	(4) PART NUMBER	(5) DESCRIPTION AND USABLE ON CODES(UOC)	(6) QTY
GROUP 05 ANCHOR HANDLING SYSTEM					
FIG. 241 FLYWHEEL AND HOUSING					
1	PACZZ	96906	MS90727-141	SCREW,CAP,HEXAGON H	6
2	XDCZZ	72582	5120753	PLATE,RETAINING,SHA	1
3	XACHH	72582	5137697	FLYWHEEL ASSEMBLY	1
4	PACZZ	72582	5184773	GEAR,SPUR	1
5	PACZZ	96906	MS20913-10S	PLUG,PIPE	1
6	PACZZ	96906	MS20913-8S	PLUG,PIPE	1
7	XDCZZ	96906	MS90725-120	SCREW CAP HEX HEAD	6
8	XDCZZ	96906	MS35338-48	WASHER,LOCK	6
9	PACZZ	96906	MS90726-75	SCREW,CAP,HEXAGON H	4
10	PACZZ	96906	MS35338-46	WASHER,LOCK	26
11	PACZZ	96906	MS90725-60	SCREW,CAP,HEXAGON H	2
12	PACZZ	96906	MS35338-46	WASHER,LOCK	2
13	PACZZ	72582	9409028	BOLT,SELF-LOCKING 1 INCH	6
14	PACZZ	72582	5138619	WASHER,ENGINE 25/64 X 3/4 X 0.083	6
15	PACZZ	96906	MS51968-8	NUT,PLAIN,HEXAGON	4
16	XDCZZ	96906	MS90726-74	SCREW,CAP,HEXAGON H	4
17	PACZZ	96906	MS35338-46	WASHER,LOCK	4
18	PACZZ	96906	MS90725-109	SCREW,CAP,HEXAGON H	8
19	PACZZ	96906	MS90725-84	SCREW,CAP,HEXAGON H	2
20	PACZZ	96906	MS35338-47	WASHER,LOCK	2
21	PACZZ	72582	5150568	WASHER,FLAT 7/16	2
22	XDCZZ	72582	5122281	COVER,ACCESS HOUSING LARGE HOLE	2
23	PACZZ	72582	5117061	GASKET HOUSING LARGE HOLE PART OF KIT P/N 5193114	2
24	XDCZZ	96906	MS90725-59	SCREW,CAP,HEXAGON	2
25	XDCZZ	96906	MS90726-78	SCREW CAP HEX HEAD	4
26	PACZZ	72582	5138619	WASHER,ENGINE 25/64 X 3/4 X 0.083	4
27	PACZZ	96906	MS51968-8	NUT,PLAIN,HEXAGON	4
28	XDCZZ	72582	5154669	COVER FLYWHEEL HOUSING SMALL HOLE	1
29	PACZZ	72582	5113061	GASKET HOUSING SMALL HOLE COVER PART OF KIT P/N 5193114	1
30	XDCZZ	72582	5136473	HOUSING ASSEMBLY FLYWHEEL	1
31	PACZZ	72582	5150054	GASKET HOUSING PART OF KIT P/N 5193114	1
32	XDCZZ	72582	5187323	WIRE LOCK	2

END OF FIGURE

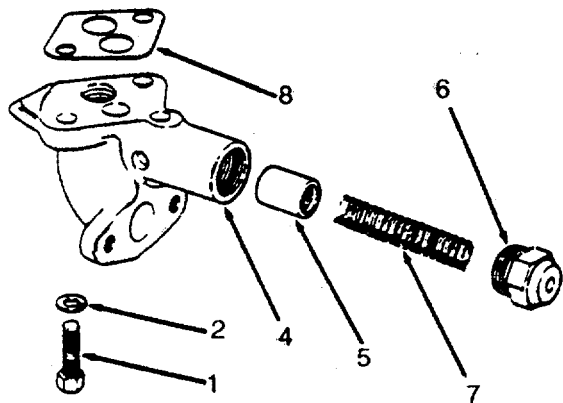
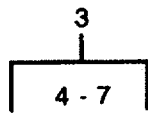


Figure 242. Oil Pressure: Regulator

SECTION II

TM 55-1905-220-20P

(1)	(2)	(3)	(4)	(5)	(6)
ITEM	SMR	CAGE C	PART	DESCRIPTION AND USABLE ON CODES(UOC)	QTY
NO	CODE	CAGE C	NUMBER		

GROUP 05 ANCHOR HANDLING SYSTEM

FIG. 242 OIL PRESSURE REGULATOR

1	XDCZZ	96906	MS90725-35	BOLT,MACHINE	2
2	XDCZZ	96906	MS35338-45	WASHER,LOCK	2
3	PACZZ	72582	5159384	REGULATOR,OIL PRESS OIL PRESSURE	1
4	XDCZZ	72582	5159382	BODY OIL PRESSURE	1
5	PACZZ	72582	5120082	DISK,VALVE REGULATOR	1
6	PACZZ	72582	5156816	PLUG,VENT REGULATOR	1
7	PACZZ	72582	5156815	SPRING,HELICAL,COMP	1
8	KFCZZ	72582	5154199	GASKET PART OF KIT P/N 5192753 PART OF KIT P/N 5192107 PART OF KIT P/N 5193114.....	1

END OF FIGURE

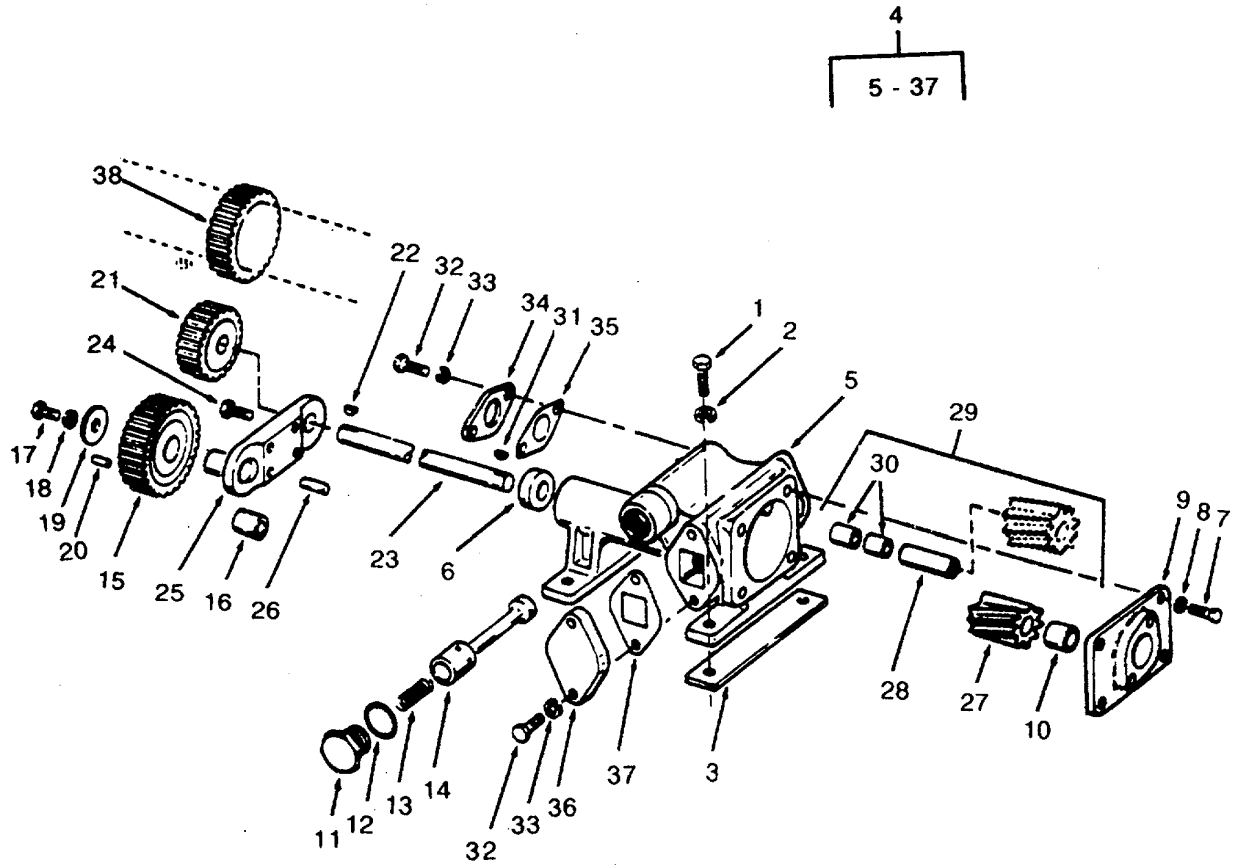


Figure 243. Oil Pump

SECTION II

TM 55-1905-220-20P

(1) ITEM NO	(2) SMR CODE	(3) CAGE C	(4) PART NUMBER	(5) DESCRIPTION AND USABLE ON CODES(UOC)	(6) QTY
GROUP 05 ANCHOR HANDLING SYSTEM					
FIG. 243 OIL PUMP					
1	PACZZ	96906	MS90727-60	SCREW,CAP,HEXAGON H	4
2	PACZZ	96906	MS35338-46	WASHER,LOCK	4
3	PACZZ	72582	5176119	SHIM 005 INCH)	2
4	PACZZ	72582	5175986	OIL PUMP ASSEMBLY,E	1
5	XDCZZ	72582	5175680	BODY ASSEMBLY OIL PUMP	1
6	KBCZZ	72582	5153147	BEARING,SLEEVE BODY PART OF KIT P/N 5194800	2
7	PACZZ	96906	MS90725-36	SCREW,CAP,HEXAGON H	4
8	XDCZZ	96906	MS35338-45	WASHER,LOCK	4
9	XDCZZ	72582	5154252	COVER ASSEMBLY OIL PUMP	1
10	KBCZZ	72582	5153154	BEARING,SLEEVE COVER PART OF KIT P/N 5194800	1
11	PACZZ	72582	5152613	PLUG,MACHINE THREAD RELIEF	2
12	KFCZZ	72582	105456	GASKET INCH OIL PUMP RELIEF	2
				VALVE PART OF KIT P/N 5192107 PART OF KIT P/N 5194800	
13	KBCZZ	72582	5155765	SPRING,HELICAL,COMP RELIEF VALVE	1
				PART OF KIT P/N 5194800	
14	PACZZ	72582	5153247	VALVE,SAFETY RELIEF RELEIF	1
15	KBCZZ	72582	5156683	GEAR,SPUR PUMP IDLER PART OF KIT P/N 5194800	1
16	KBCZZ	72582	5156521	BEARING,SLEEVE IDLER GEAR PART OF KIT P/N 5194800	1
17	PACZZ	96906	MS90725-33	BOLT,MACHINE	1
18	PACZZ	72582	5175944	WASHER,KEYWAY IDLER GEAR (SMALL)	1
19	PACZZ	72582	5169197	WASHER,KEYWAY IDLER GEAR (LARGE)	1
20	PACZZ	96906	MS35677-15	PIN.GROOVED,HEADLES HEADLESS	1
21	KBCZZ	72580	5156528	GEAR OIL PUMP DRIVE-DRIVEN PART OF KIT P/N 5194800	1
22	PACZZ	72582	103905	KEY 1/8 X 5/8	1
23	KBCZZ	72582	5153309	SHAFT,SHOULDERED DRIVE PART OF KIT P/N 5194800	1
24	XDCZZ	96906	MS90725-59	SCREW,CAP,HEXAGON	1
25	XDCZZ	72582	5169195	BRACKET,EYE,NONROTA IDLER GEAR	
26	PACZZ	72582	5176035	PIN,STRAIGHT,HEADLE HEADLESS, IDLER GEAR SUPPORT	1
27	KBCZZ	72582	5166650	GEAR,HELICAL PART OF KIT P/N 5194800	1
28	KBCZZ	72582	5153310	PIN,STRAIGHT,HEADLE DRIVE N GEAR PART OF KIT P/N 5194800	1
29	KBCZZ	72582	5166649	GEAR,HELICAL PUMP DRIVEN PART OF KIT P/N 5194800	1
30	KBCZZ	72582	5166840	BUSHING OIL PUMP DRIVE N GEAR PART OF KIT P/N 5194800	2
31	PACZZ	72582	103905	KEY 1/8 X 5/8	1
32	PACZZ	80204	B1821BH031C075N	BOLT,MACHINE	4
33	XDCZZ	96906	MS35338-45	WASHER,LOCK	4
34	XDCZZ	72582	5156955	COVER,ACCESS (1-7/8 BOLT CENTER)	1

SECTION II

TM 55-1905-220-20P

(1) ITEM NO	(2) SMR CODE	(3) CAGE C	(4) PART NUMBER	(5) DESCRIPTION AND USABLE ON CODES(UOC)	(6) QTY
35	KFCZZ	72582	5151370	GASKET PART OF KIT P/N 5192107	1
				PART OF KIT P/N 5194800	
36	XDCZZ	72582	5153311	COVER OIL PUMP PAD (1-1/8 BOLT	1
				CENTER)	
37	KFCZZ	72582	5153313	GASKET PART OF KIT P/N 5192107	1
				PART OF KIT P/N 5194800	
38	PACZZ	72582	5156532	GEAR,SPUR	1
	PACZZ	72582	5194800	PARTS KIT,ENGINE OI PUMP	1
				BEARING,SLEEVE (1) 243-10	
				BEARING,SLEEVE (1) 243-16	
				BEAR ING, SLEEVE (2) 243-6	
				BUSHING OIL PUMP (2) 243-30	
				GASKET(2) 243-12	
				GASKET(1) 243-35	
				GASKET(1) 243-37	
				GEAR OIL PUMP(1) 243-21	
				GEAR,HELICAL(1) 243-29	
				GEAR,HELICAL(-1) 243-27	
				GEAR,SPUR(1) 243-15	
				PIN,STRAIGHT,HEADLE (1) 243-28	
				SHAFT,SHOULDERED (1) 243-23	
				SPRING,HELICAL,COMP(1) 243-13	
				END OF FIGURE	

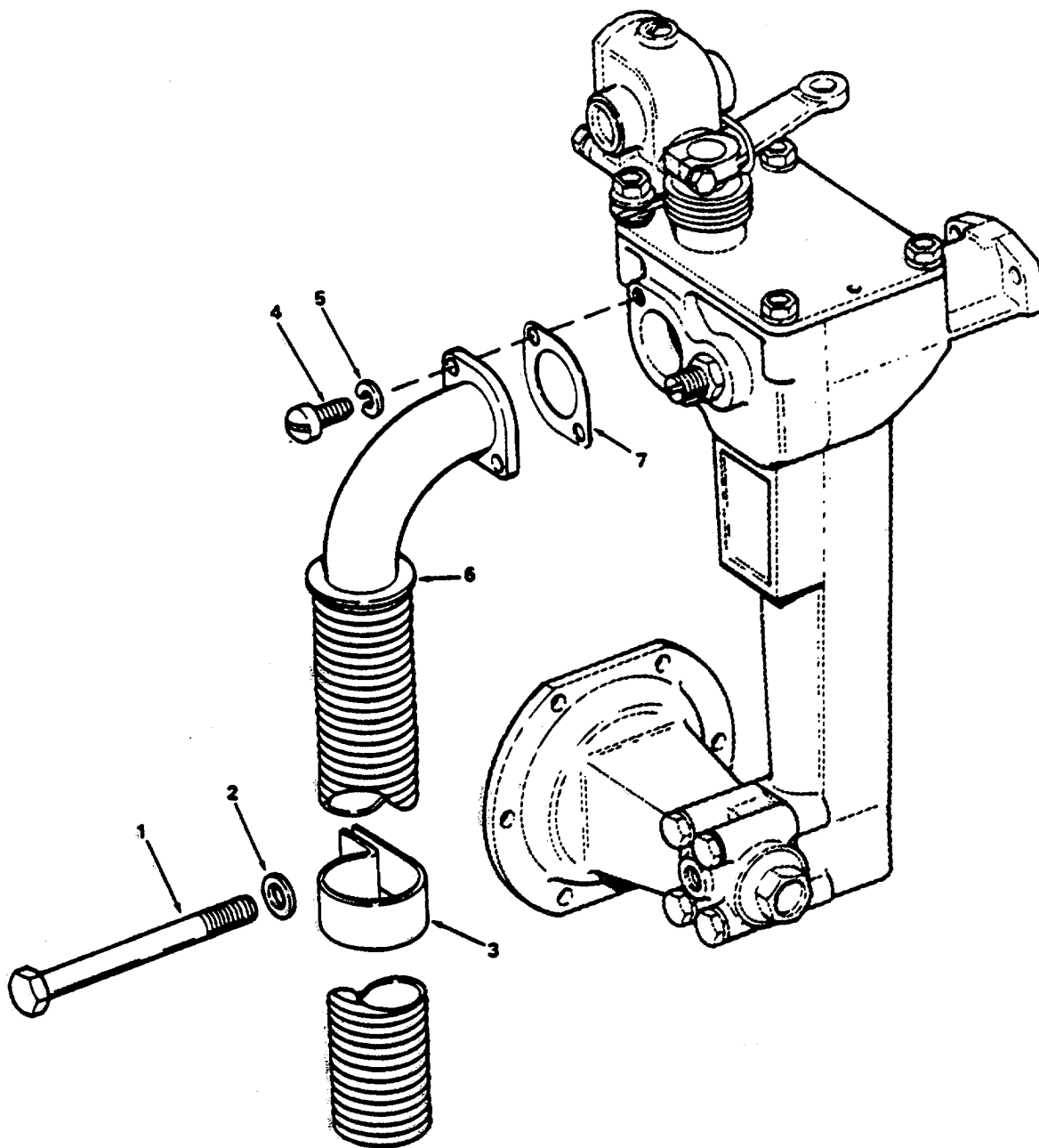


Figure 244. Breather Tube

SECTION II

TM 55-1905-220-20P

(1)	(2)	(3)	(4)	(5)	(6)
ITEM	SMR	CAGE C	PART	DESCRIPTION AND USABLE ON CODES(UOC)	QTY
NO	CODE	CAGE C	NUMBER		

GROUP 05 ANCHOR HANDLING SYSTEM

FIG. 244 BREATHER TUBE

1	PACZZ	96906	MS90725-52	BOLT,MACHINE	1
2	PACZZ	96906	MS27183-11	WASHER,FLAT	1
3	PACZZ	72582	2419766	CLIP	1
4	PACZZ	96906	MS35265-63	SCREW,MACHINE DRILLED FILLISTER	2
				HEAD SLOTTED	
5	PACZZ	96906	MS35338-43	WASHER,LOCK	2
6	XDCZZ	72582	5147019	PIPE ASSEMBLY, BREA.....	1
7	PACZZ	72582	5150900	GASKET TUBE PART OF KIT P/N	1
				5193114	

END OF FIGURE

244-1

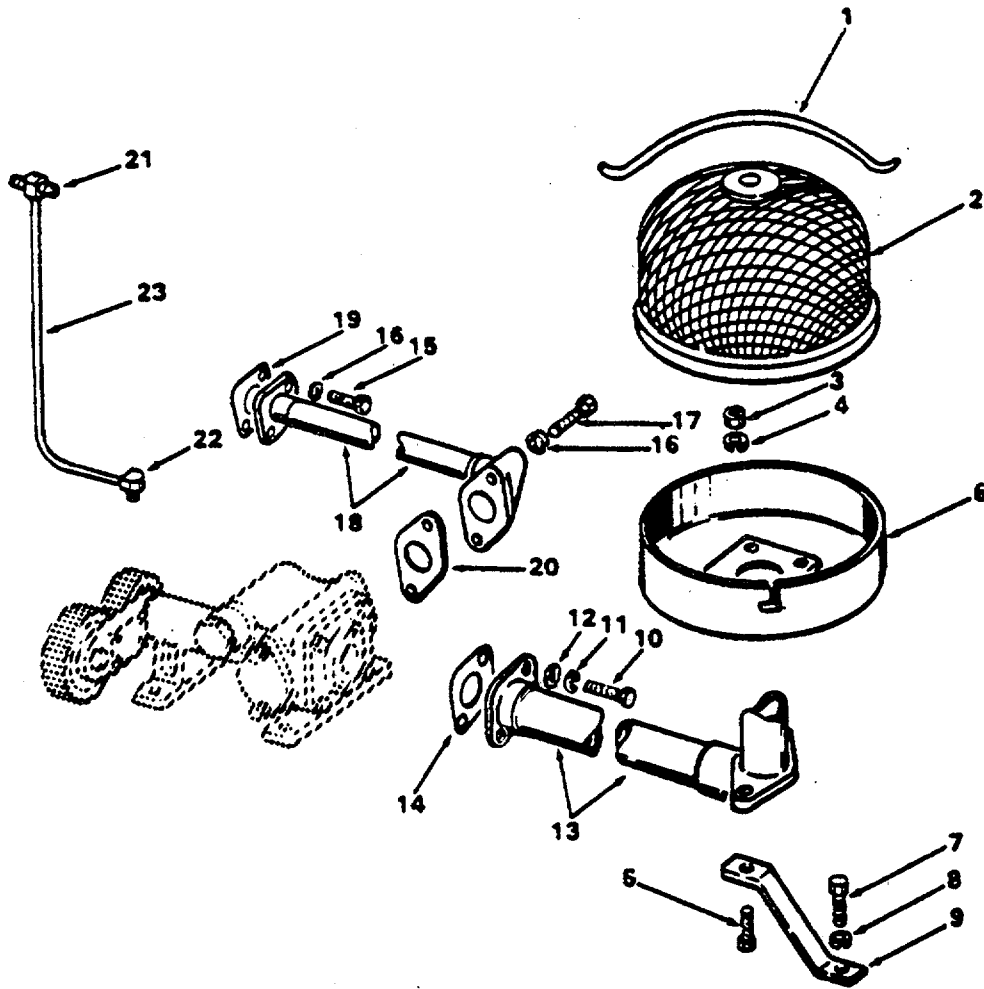


Figure 245. Oil Distribution System

SECTION II

TM 55-1905-220-20P

(1) ITEM NO	(2) SMR CODE	(3) CAGE C	(4) PART NUMBER	(5) DESCRIPTION AND USABLE ON CODES(UOC)	(6) QTY
GROUP 05 ANCHOR HANDLING SYSTEM					
FIG. 245 OIL DISTRIBUTION SYSTEM					
1	PBCZZ	72582	5153284	CLIP,RETAINING INLET SCREEN	1
2	PACZZ	72582	5153286	STRAINER ELEMENT,SE INLET	1
3	PACZZ	96906	MS51968-5	NUT,PLAIN,HEXAGON	2
4	XDCZZ	96906	MS35338-45	WASHER,LOCK	2
5	PACZZ	72586	9417889	BOLT,MACHINE 5/16-18 X 1-1/8	2
6	XDCZZ	72582	5118302	STRAINER,OIL PUMP INLET SCREEN	1
7	PACZZ	96906	MS90727-58	SCREW,CAP,HEXAGON H	2
8	PACZZ	96906	MS35338-46	WASHER,LOCK	2
9	XDCZZ	72582	5166868	BRACKET,INLET SCREE SCREEN	2
				SUPPORT	
10	PACZZ	96906	MS90725-34	BOLT,MACHINE	2
11	XDCZZ	96906	MS35338-45	WASHER,LOCK	2
12	PACZZ	96906	MS27183-11	WASHER,FLAT	2
13	XDCZZ	72582	5166848	INLET,BENT,PUMP,OIL	1
14	KBCZZ	72582	5153627	GASKET OIL PUMP INLET PIPE PART	1
				OF KIT P/N 5192753 PART OF KIT P/N	
				5192107 PART OF KIT P/N 5193114	
15	PACZZ	96906	MS90725-33	BOLT,MACHINE	2
16	XDCZZ	96906	MS35338-45	WASHER,LOCK	2
17	XDCZZ	96906	MS90725-35	BOLT,MACHINE	2
18	XDCZZ	72582	5159388	PIPE,OUTLET,OIL PUM OUTLET	1
19	KBCZZ	72582	5151370	GASKET OUTLET PIPE (1-7/8 BLT	1
				CTR) PART OF KIT P/N 5192753 PART OF	
				KIT P/N 5192107 PART OF KIT P/N	
				5193114	
20	KBCZZ	72582	5153313	GASKET OUTLET PIPE (2-1/8 BLT	1
				CTR) PART OF KIT P/N 5192753 PART OF	
				KIT P/N 5192107 PART OF KIT P/N	
				5193114	
21	XDCZZ	72582	5167220	TEE,PIPE TO TUBE BEARING OIL PIPE	1
22	XDCZZ	72582	225810	TUBE ASSEMBLY,METAL INVERTED	1
				FLARE TUBE 90 DEGREE	
23	XDCZZ	72582	5150431	TUBE ASSEMBLY,METAL BEARING OIL	1
	PCCZZ	72582	5192107	GASKET SET	1
				GASKET(1) 234-5	
				GASKET(1) 234-9	
				GASKET(1) 242-8	
				GASKET(2) 243-12	
				GASKET(1) 243-35	
				GASKET(1) 243-37	
				GASKET(1) 245-19	
				GASKET(1) 245-20	
				GASKET OIL PUMP (1) 245-14	
	PACZZ	72582	5192753	GASKET SET INSTALLATION	1
				GASKET(1) 213-30	
				GASKET(1) 214-3	
				GASKET(2) 214-44	
				GASKET(1) 215-5	

(1) ITEM NO	SECTION II (2) SMR CODE	TM 55-1905-220-20P (3) CAGE C	(4) PART NUMBER	(5) DESCRIPTION AND USABLE ON CODES(UOC)	(6) QTY
-------------------	----------------------------------	-------------------------------------	-----------------------	---	------------

				GASKET (1) 234-5	
				GASKET (1) 234-9	
				GASKET (4) 235-26	
				GASKET (4) 235-21	
				GASKET (2) 235-19	
				GASKET (1) 242-8	
				GASKET (1) 245-19	
				GASKET (1) 245-20	
				GASKET OIL PUMP (1) 245-14	
				PACKING,PREFORMED (1) 222-6	
				SCREEN BLOWER (1) 214-4	

END OF FIGURE

245-2

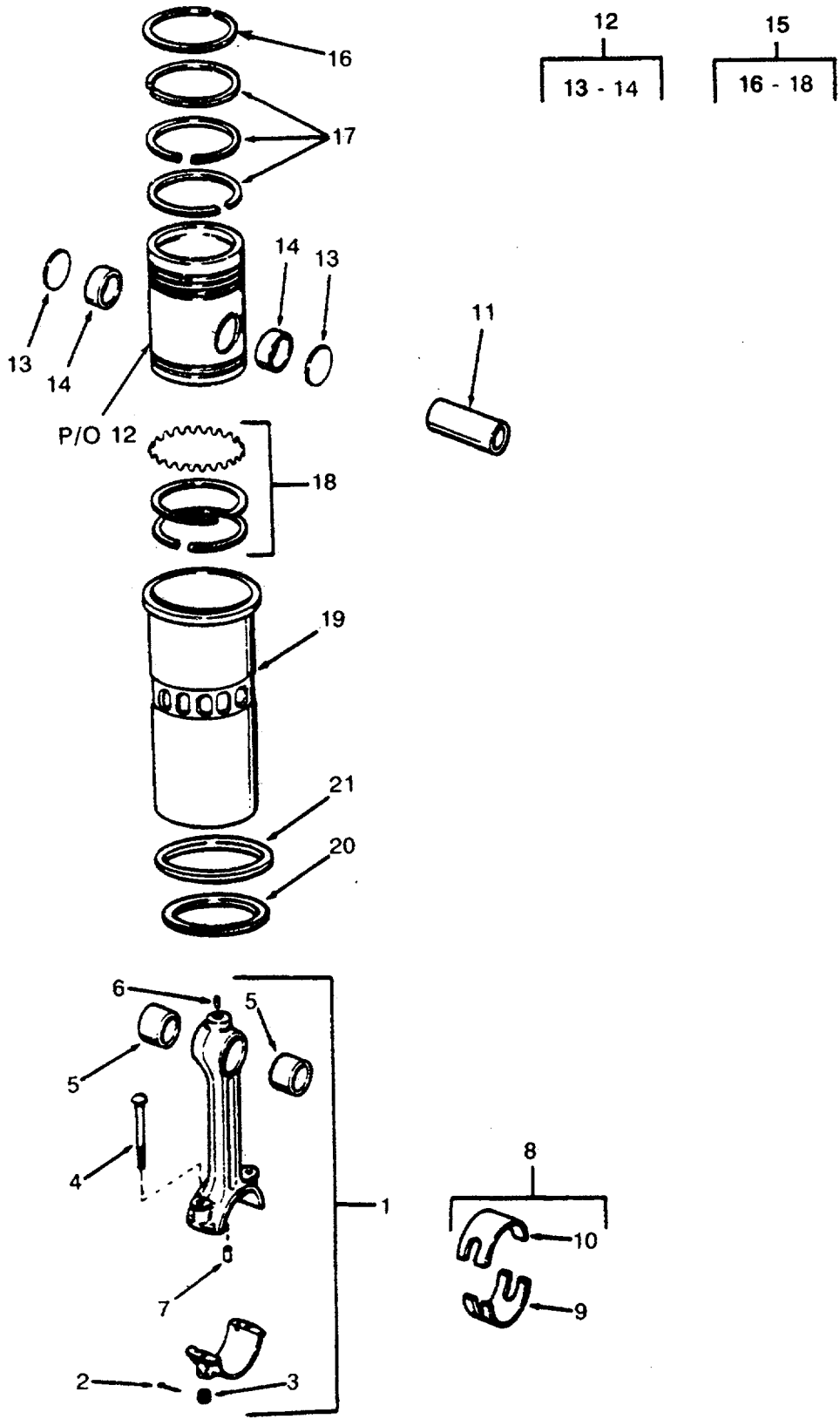


Figure 246. Pistons, Connecting Rods and Liners

SECTION II

TM 55-1905-220-20P

(1) ITEM NO	(2) SMR CODE	(3) CAGE C	(4) PART NUMBER	(5) DESCRIPTION AND USABLE ON CODES(UOC)	(6) QTY
GROUP 05 ANCHOR HANDLING SYSTEM					
FIG. 246 PISTONS, CONNECTION RODS AND LINERS					
1	PACZZ	72582	5135515	CONNECTING ROD,PIST CONNECTING	4
2	PACZZ	96906	MS24665-283	PIN,COTTER	2
3	PACZZ	72582	5117629	NUT,PLAIN,HEXAGON ASSEMBLY	2
4	XDCZZ	72582	5125036	BOLT,SHOULDER 7/16-20 X 3-3132	2
5	PACZZ	72582	5157274	BEARING,SLEEVE ROD PISTON PIN	2
6	PACZZ	72582	5150140	NOZZLE,OIL ROD SPRAY	1
7	PACZZ	72582	5154360	BEARING,SLEEVE ROD	1
8	PACZZ	72582	5192895	BEARING,SLEEVE CONNECTING ROD	4
				BEARING (STANDARD)	
9	XACZZ	72582	5179633	SHELL LOWER BEARING	1
10	XACZZ	72582	5179632	SHELL UPPER BEARING	1
11	KBCZZ	72582	5188406	PIN,PISTON (STANDARD) PART OF KIT	4
				P/N 5149265	
12	KBCZZ	72582	5198839	PISTON ASSEMBLY PART OF KIT P/N	4
				5149265	
13	KBCZZ	72582	5188405	DISK,SOLID,PLAIN PART OF KIT P/N	2
				5149265	
14	PACZZ	72582	5155839	BEARING,SLEEVE	2
15	PACZZ	72582	5199805	RING SET PISTON PART OF KIT P/N	4
				5149265	
16	XACZZ	72582	5136200	RING,PISTON COMPRESSION FIRE	1
17	XACZF	72582	5122321	RING,PISTON COMPRESSION	3
18	XDCZZ	72582	5197489	RING SET,PISTON CONSISTS OF	1
				SCRAPERS AND EXPANDER FOR ONE PISTON	
19	KBCZZ	72582	5113953	CYLINDER SLEEVE (STANDARD) PART	4
				OF KIT P/N 5149265	
20	PACZZ	72582	5184484	SEAL RING,METAL LINER FOR USE	4
				WITH STANDARD THROUGH 0.005	
				OVERSIZE LINER	
21	PACZZ	72582	5193316	CYLINDER SLEEVE LINER (STANDARD	4
				THICKNESS) FOR USE WITH 0.010 TO	
				0.030 OVERSIZE LINER	
21	XDCZZ	72582	5148399	INSERT CYLINDER LIN LINER (RED),	4
				.1810 - .1815 OVS	
21	XDCZZ	72582	5148440	INSERT CYLINDER LINER (GREEN),	4
				.1780 - .1785 OVS	
	PACZZ	72582	5149265	PARTS KIT,PISTON AS CONSISTS OF	1
				STANDARD SIZE PISTON ASSY,RING SET,	
				PISTON PIN,PIN RETAINER AND	
				CYLINDER LINER FOR ONE CYLINDER	
				CYLINDER SLEEVE (4) 246-19	
				DISK,SOLID,PLAIN (2) 246-13	
				PIN,PISTON - 4) 246-11	
				PISTON ASSEMBLY (4) 246-12	
				RING SET PISTON (4) 246-15	
	XDCZZ	72582	5149266	KIT CYLINDER (0.001 OVERSIZE,	1
				OPTIONAL TO KIT 5149265	

END OF FIGURE

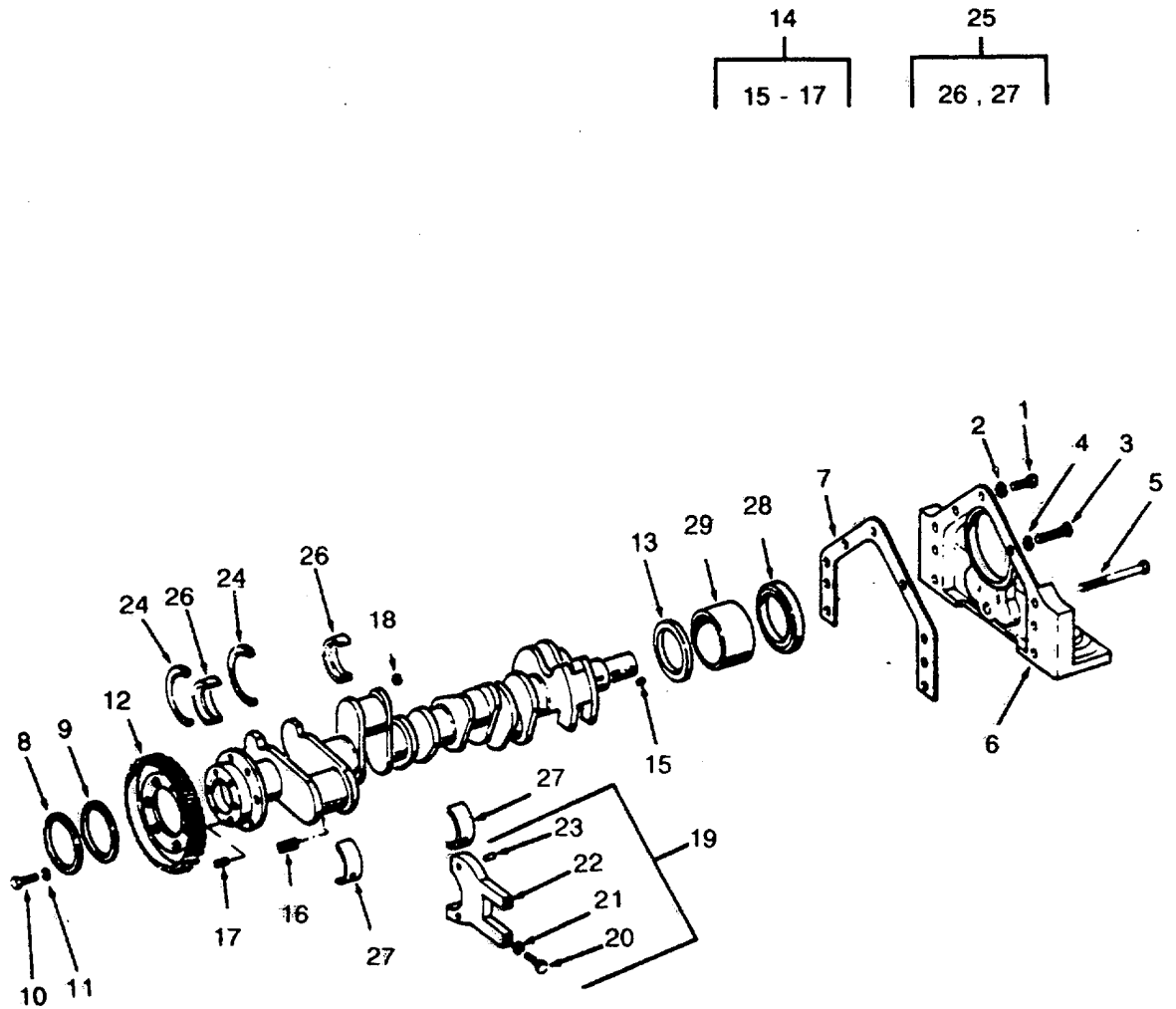


Figure 247. Crankshaft and Bearings

SECTION II				TM 55-1905-220-20P	
(1)	(2)	(3)	(4)	(5)	(6)
ITEM	SMR		PART		
NO	CODE	CAGE C	NUMBER	DESCRIPTION AND USABLE ON CODES(UOC)	QTY
GROUP 05 ANCHOR HANDLING SYSTEM					
FIG. 246 PISTONS, CONNECTION RODS AND LINERS					
1	XDCZZ	96906	MS90726-58	SCREW,CAP,HEXAGON H	3
2	PACZZ	96906	MS35338-46	WASHER,LOCK	3
3	XDCZZ	96906	MS90725-116	SCREW CAP HEX HEAD	2
4	XDCZZ	96906	MS35338-48	WASHER,LOCK	4
5	PACZZ	96906	MS90725-122	SCREW,CAP,HEXAGON H	2
6	XDCZZ	72582	5175939	COVER CRANKSHAFT FRONT	1
7	PACZZ	72582	5150181	GASKET FRONT COVER PART OF KIT	1
				P/N 5193114.....	
8	PACZZ	72582	5114335	SEAL,PLAIN ENCASED REAR OIL	1
9	PACZZ	72582	5192496	RING,RETAINING REAR OIL SEAL	1
10	PACZZ	72582	5150271	BOLT,MACHINE TIMING GEAR	6
11	PACZZ	96906	MS35338-46	WASHER,LOCK	6
12	PACZZ	72582	5113814	GEAR,HELICAL TIMING (RH HELIX)	1
13	PACZZ	72582	5150174	DEFLECTOR,DIRT AND FRONT OIL	1
14	PACZZ	72582	5182941	CRANKSHAFT,ENGINE	1
15	PACZZ	96906	MS35756-12	KEY,WOODRUFF	1
16	PACZZ	96906	MS20913-1S	PLUG,PIPE	4
17	PACZZ	72582	5177528	PIN,STRAIGHT,HEADLE	2
18	PACZZ	96906	MS20913-2S	PLUG,PIPE	1
19	XDCZZ	72582	5191503	CAP SET,MAIN BEARIN MAIN BEARING.	5
20	PACZZ	72582	5152149	BOLT,MACHINE MAIN BE ARING CAP	2
21	XDCZZ	96906	MS35338-50	WASHER,LOCK	2
22	PACZZ	72582	5158674	CAP,BEARING	1
23	PACZZ	72582	141346	PIN,STRAIGHT,HEADLE	4
24	PACZZ	72582	5159353	WASHER HALF,THRUST MAIN BEARING	4
				THRUST STANDARD	
25	PACZZ	72582	5192874	BEARING HALF SET,SL CRANKSHAFT	5
				MAIN BEARING STANDARD	
26	PACZZ	72582	5192874	BEARING HALF SET,SL SLEEVE,	5
				LOWER(STANDARD).....	
27	PACZZ	72582	5179630	BEARING HALF SET,SL SLEEVE,	1
				LOWER(STANDARD).....	
28	PACZZ	72582	5115454	SEAL,PLAIN ENCASED FRONT OIL	1
29	XDCZZ	72582	5132430	SPACER CRANKSHAFT FRONT OIL SEAL.	1

END OF FIGURE

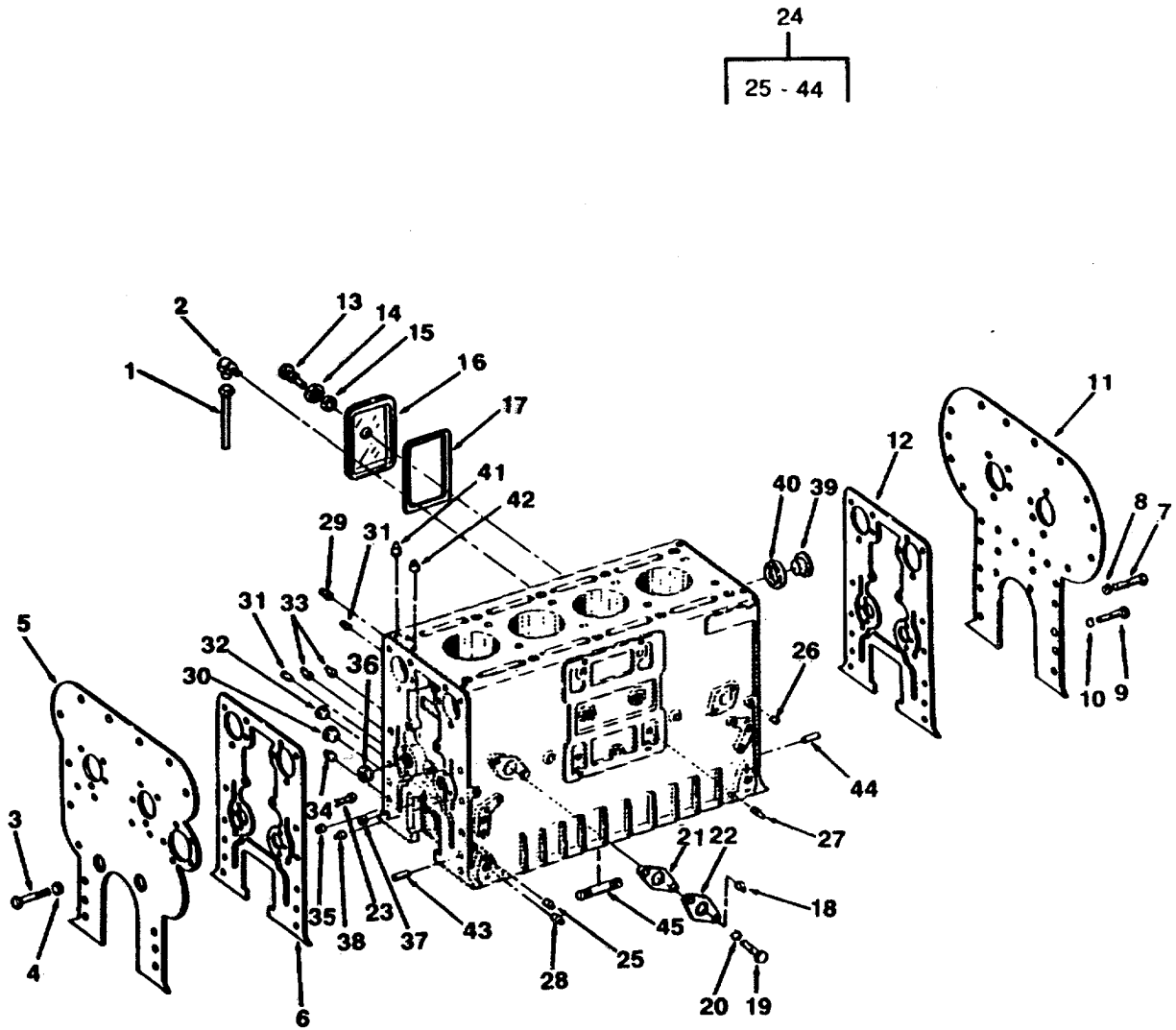


Figure 248. Cylinder Block

SECTION II		TM 55-1905-220-20P			
(1)	(2)	(3)	(4)	(5)	(6)
ITEM	SMR		PART		
NO	CODE	CAGE C	NUMBER	DESCRIPTION AND USABLE ON CODES(UOC)	QTY
GROUP 05 ANCHOR HANDLING SYSTEM					
FIG. 248 CYLINDER BLOCK					
1	PACZZ	72582	5158825	TUBE ASSEMBLY,METAL	2
2	XDCZZ	72582	225815	ELBOW,PIPE TO TUBE	2
3	PACZZ	96906	MS90725-60	SCREW,CAP,HEXAGON H	6
4	PACZZ	96906	MS35338-46	WASHER,LOCK	6
5	PACZZ	72582	5150060	PLATE,CYLINDER REAR BLOCK END	1
				REAR	
6	KFCZZ	72582	5177798	GASKET BLOCK END PLATE PART OF	1
				KIT P/N 5193114	
7	PACZZ	96906	MS90725-60	SCREW,CAP,HEXAGON H	6
8	PACZZ	72582	MS35338-46	WASHER,LOCK	6
9	PACZZ	96906	MS90725-110	SCREW,CAP,HEXAGON	2
10	XDCZZ	96906	MS35338-48	WASHER,LOCK	2
11	PACZZ	72582	5152878	PLATE,CYLINDER FRON BLOCK END	1
				FRONT	
12	KFCZZ	72582	5177798	GASKET BLOCK END PLATE PART OF	1
				KIT P/N 5193114	
13	PACZZ	72582	108608	SCREW,CAP,HEXAGON H 3-8-16 X 2-1/8	4
14	PACZZ	96906	MS27183-13	WASHER,FLAT	4
15	PACZZ	72582	105451	GASKET	4
16	XDCZZ	72582	5153117	COVER,ACCESS BLOCK HAND HOLE	1
17	PACZZ	72582	5150020	GASKET BLOCK HAND HOLE COVER PART	4
				OF KIT P/N 5193114	
18	PACZZ	96906	MS20913-2S	PLUG,PIPE	1
19	PACZZ	96906	MS90725-33	BOLT,MACHINE	2
20	XDCZZ	96906	MS35338-45	WASHER,LOCK	2
21	XDCZZ	72582	5164190	COVER,ACCESS BLOCK WATER	1
22	PACZZ	72582	5116357	GASKET BLOCK WATERHOLE COVER PART	1
				OF KIT P/N 5193114	
23	PACZZ	72582	5153467	CLEANER,WIRE DRAIN	4
25	PACZZ	96906	MS20913-1S	PLUG,PIPE	5
26	PACZZ	02978	MS49005-4	PLUG,PIPE 1/4-18 NPTF STEEL	5
				SHIPPED LOOSE W/CYLINDER BLOCK	
27	PACZZ	96906	MS20913-3S	COUPLING HALF,QUICK 3-8 STEEL	2
				SHIPPED LOOSE WICYLINDER BLOCK	
28	PACZZ	96105	F190038	PLUG,PIPE 1/2-14 NPTF STEEL	2
				SHIPPED LOOSE W/CYLINDER BLOCK	
29	PACZZ	96906	MS20913-1S	PLUG,PIPE 1/8 STEEL SHIPPED	2
				LOOSE W/CYLINDER BLOCK	
30	PACZZ	72582	5150014	PLUG,EXPANSION	2
31	PACZZ	02978	MS49005-4	PLUG,PIPE	6
32	XDCZZ	72582	5139988	PLUG,EXPANSION	2
33	PACZZ	72582	5151272	PLUG,PROTECTIVE DUST	4
34	PACZZ	96906	MS20913-6S	PLUG9PIPE	2
35	PACZZ	72582	5150130	PLUG9EXPANSION	2
36	PACZZ	96906	MS20913-8S	PLUG,PIPE	6
37	PACZZ	72582	5154319	PIN,STRAIGHT9HEADLE HEADLESS	3
38	PACZZ	96105	F190038	PLUG,PIPE	2

SECTION II				TM 55-1905-220-20P	
(1)	(2)	(3)	(4)	(5)	(6)
ITEM	SMR	CAGE C	PART	DESCRIPTION AND USABLE ON CODES(UOC)	QTY
NO	CODE		NUMBER		
39	PACZZ	72582	5178998	PLUG,MACHINE THREAD	4
40	KFCZZ	72582	5178997	GASKET PLUG PART OF KIT P/N	4
				5193114	
41	XDCZZ	72582	5183304	PLUG SPECIAL	4
42	PACZZ	79470	C3169X6	PLUG,PIPE 3/8-18 NPTF STEEL	1
				SHIPPED LOOSE W/CYLINDER BLOCK	
43	PACZZ	72582	5151576	PIN,STRAIGHT,HEADLE HEADLESS	4
				SHIPPED LOOSE W/CYLINDER BLOCK	
44	PACZZ	72582	141346	PIN,STRAIGHT,HEADLE CRANKSHAFT	4
				THRUST WASHER SHIPPED LOOSE W/ CYLINDER BLOCK	
45	XDCZZ	72582	5150129	STUD,PLAIN INCH OIL PUMP TO	2
				BEARING CAP	
	PACZZ	72582	5193114	GASKET SET OVERHAUL	1
				GASKET (Z) 220-27	
				GASKET (1) 208-9	
				GASKET (1) 208-7	
				GASKET (1) 214-3	
				GASKET (1) 214-52	
				GASKET (2) 221-7	
				GASKET (1) 221-16	
				GASKET (1) 222-14	
				GASKET (1) 222-27	
				GASKET (1) 223-9	
				GASKET (4) 224-6	
				GASKET (1) 225-16	
				GASKET (1) 225-21	
				GASKET (1) 225-7	
				GASKET (1) 226-36	
				GASKET (2) 230-5	
				GASKET (3) 231-7	
				GASKET (2) 231-12	
				GASKET (2) 231-19	
				GASKET (1) 232-4	
				GASKET (1) 234-5	
				GASKET (1) 234-9	
				GASKET(4) 235-26	
				GASKET(4) 235-21	
				GASKET(2) 235-19	
				GASKET(1) 241-29	
				GASKET(2) 241-23	
				GASKET (1) 241-31	
				GASKET (1) 242-8	
				GASKET (1) 245-19	
				GASKET (1) 245-20	
				GASKET (1) 244-7	
				GASKET (1) 247-7	
				GASKET (1) 248-6	
				GASKET(1) 248-12	
				GASKET(4) 248-17	
				GASKET(1) 248-22	
				GASKET(4) 248-40	

(1) ITEM NO	SECTION II (2) SMR CODE	TM 55-1905-220-20P (3) CAGE C	(4) PART NUMBER	(5) DESCRIPTION AND U SABLE ON CODES(UOC)	(6) QTY
-------------------	----------------------------------	--	-----------------------	--	------------

GASKET OIL COOLER (2) 221-9
 GASKET OIL PUMP (1) 245-14
 WASHER,FLAT (1) 220-28

END OF FIGURE

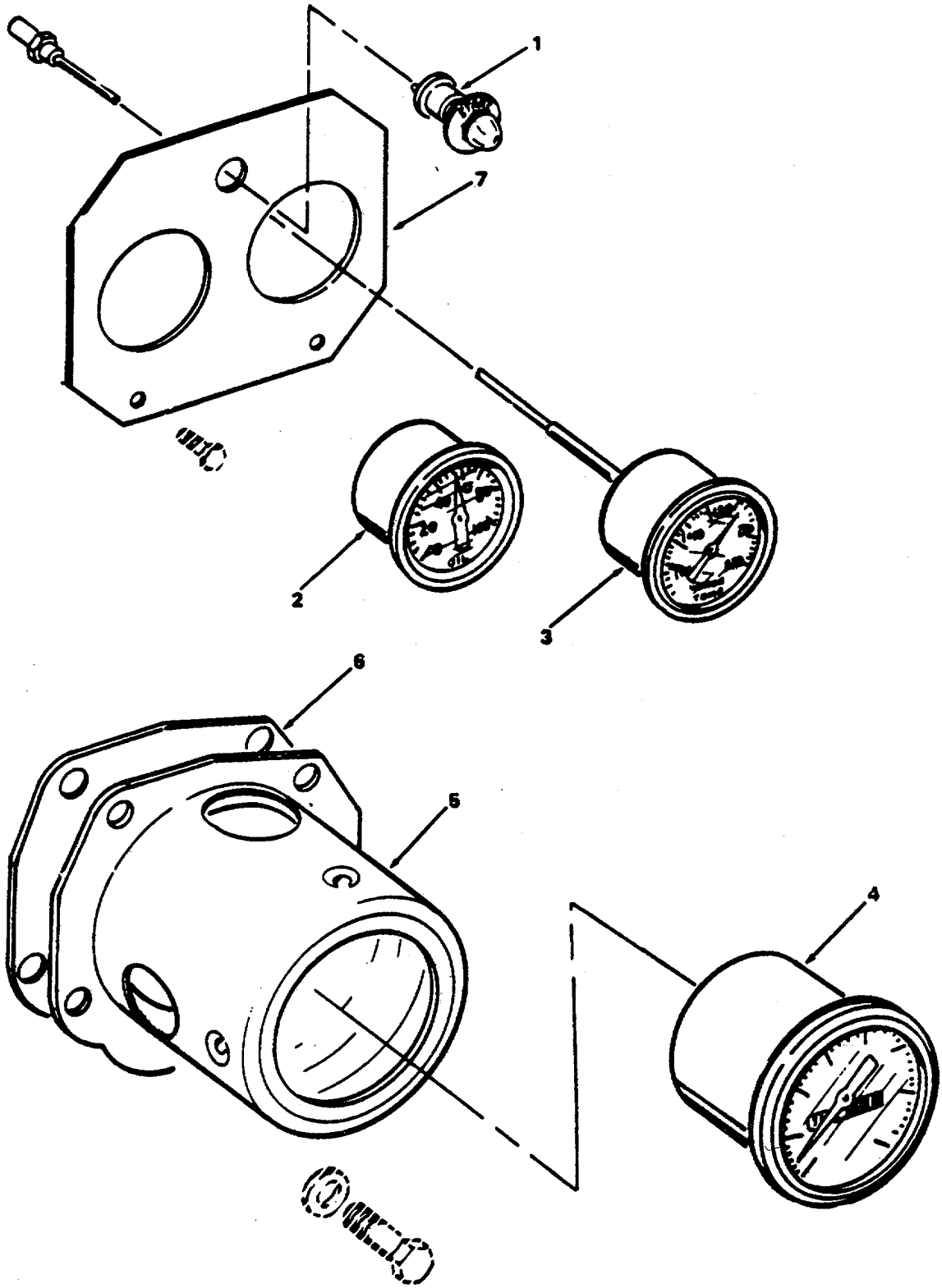


Figure 249. Instrument Panel and Tachometer

(1) ITEM NO	SECTION II (2) SMR CODE	TM 55-1905-220-20P (3) CAGE C	(4) PART NUMBER	(5) DESCRIPTION AND USABLE ON CODES(UOC)	(6) QTY
				GROUP 05 ANCHOR HANDLING SYSTEM	
				FIG. 249 INSTRUMENT PANEL AND TACHOMETER	
1	PACZZ	16764	1996097	SWITCH,PUSH	1
2	PACZZ	70040	PG31	GAGE,PRESSURE.DIAL	1
3	PACZZ	70040	6490760	THERMOMETER,INDICAT TEMPERATURE	1
				48 INCH LG CPLRY TUBE)	
4	PACZZ	72582	5146720	TACHOMETER	1
5	XDCZZ	72582	5124240	COVER&SEAL,TACH	1
6	PACZZ	72582	5117061	GASKET.....	1
7	XDCZZ	80064	520-4661599-DET6D	BOARD GAUGE	1

END OF FIGURE

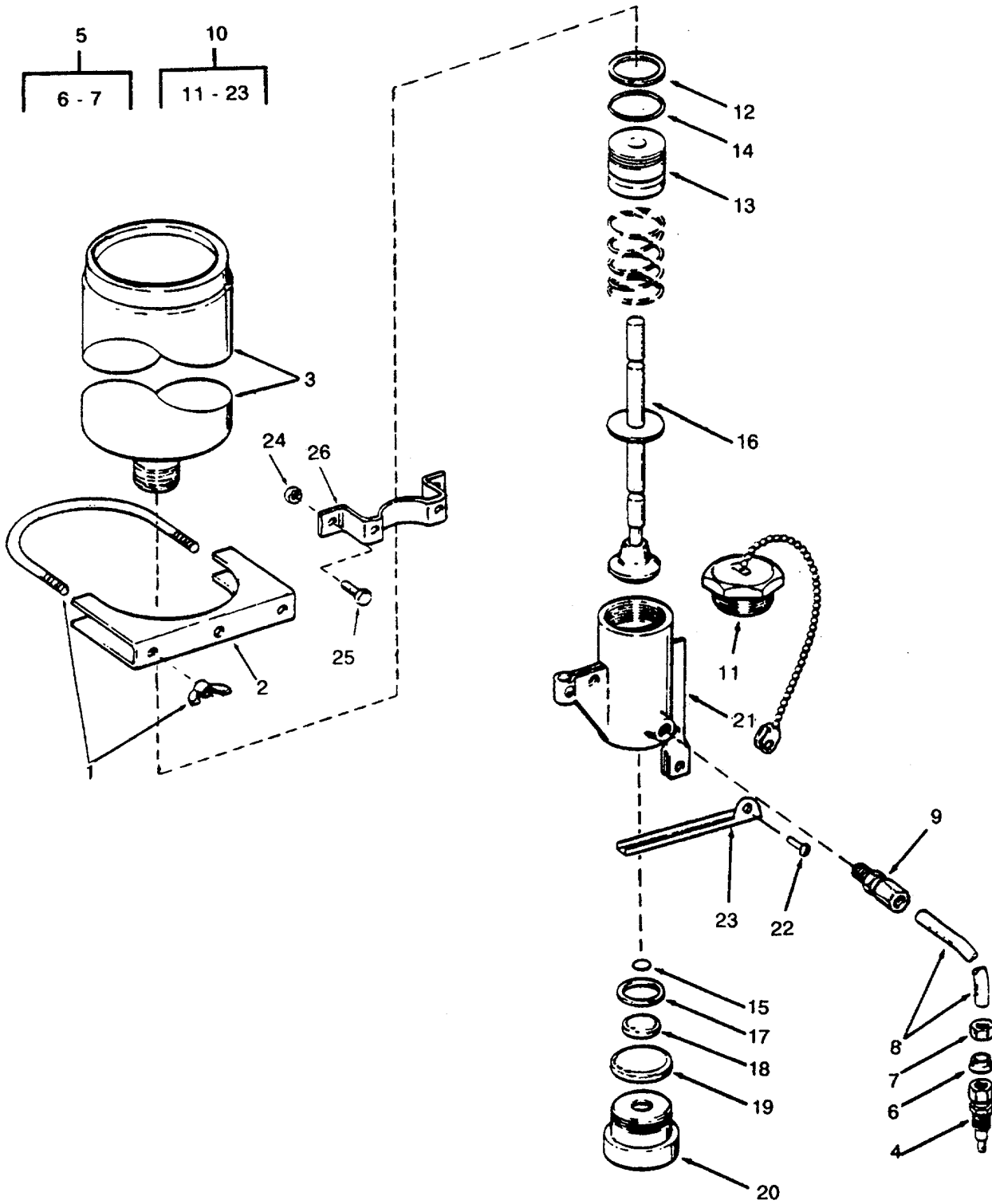


Figure 250. Starting Aid

SECTION II		TM 55-1905-220-20P			
(1)	(2)	(3)	(4)	(5)	(6)
ITEM	SMR		PART		
NO	CODE	CAGE C	NUMBER	DESCRIPTION AND USABLE ON CODES(UOC)	QTY
				GROUP 05 ANCHOR HANDLING SYSTEM	
				FIG. 250 STARTING AID	
	XDCFZ	61112	LP-3262	STARTING AID QUICK START	1
1	XDCZZ	61112	LP-2291	STUD (W/WING NUT)	1
2	XDCZZ	61112	LP-2299-1	CLAMP ASSEMBLY	2
3	PACZZ	96906	MS39254	CARTRIDGE,ENGINE ST AID	1
4	PACZZ	92679	286871C91	FITTING,MANIFOLD	1
5	XDCZZ	61112	LP-3515	FERRULE AND NUT ASSEMBLY	1
6	XDCZZ	61112	LP-3156	FERRULE COPPER TUBE.....	15
7	XDCZZ	61112	LP-3157	NUT TUBE	2
8	PACZZ	61112	LP2978-48	TUBE,METALLIC INCHES LONG	1
9	PACZZ	61112	LP-4821-1	ADAPTER,STRAIGHT,PI	1
10	XDCZZ	61112	QS2-ITC	VALVE,CONTROL.....	1
11	XACZZ	61112	LP-24Q1	CAP ASSEMBLY	1
12	XACZZ	61112	LP-i233	GASKET.....	1
13	XACZZ	61112	LP-3225	BUSHING	1
14	XACZZ	61112	LP-3229	PACKING PREFORMED	1
15	XACZZ	61112	LP-3014	PACKING PREFORMED	1
16	XACZZ	61112	LP-3419-1	PIN ASSEMBLY	1
17	XACZZ	61112	LP-3227	WASHER NYLON.....	1
18	XACZZ	61112	LP-3230	PACKING PREFORMED	1
19	XACZZ	61112	LP-3012	PACKING PREFORMED	1
20	XACZZ	61112	LP-3228	BUSHING.....	1
21	XDCZZ	61112	LP-3224	BODY,VALVE.....	1
22	XACZZ	61112	LP-3333	RIVET	1
23	XACZZ	61112	LP-3024	LEVER STARTING AID	1
24	PACZZ	96906	MS51967-5	NUT,PLAIN,HEXAGON	3
25	PACZZ	80204	B1821BH031C075N	BOLT,MACHINE	3
26	XDCZZ	80064	520-4661599-DET7D	BRACKET STARTING AID MOUNTING	1
				END OF FIGURE	

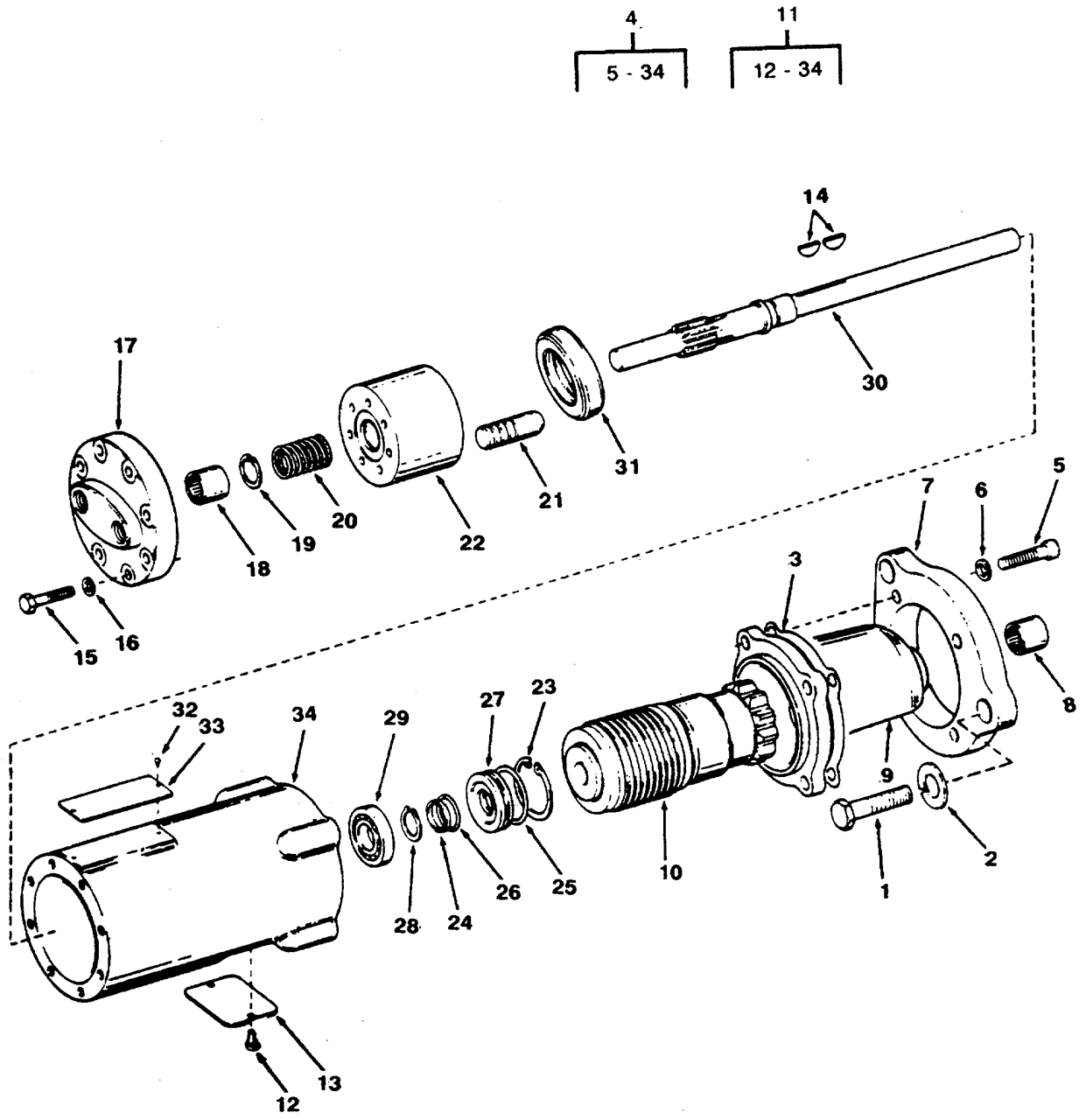


Figure 251. Anchor Winch Engine Hydrostarter

SECTION II		TM 55-1905-220-20P			
(1)	(2)	(3)	(4)	(5)	(6)
ITEM	SMR		PART		
NO	CODE	CAGE C	NUMBER	DESCRIPTION AND USABLE ON CODES(UOC)	QTY
				GROUP 05 ANCHOR HANDLING SYSTEM	
				FIG. 251 ANCHOR WINCH ENGINE HYDROSTARTER	
1	PACZZ	96906	MS90725-161	SCREW,CAP.HEXAGON H	3
2	XDCZZ	96906	MS35338-50	WASHER.LOCK	3
3	PACZZ	72582	5130995	GASKET HYDRAULIC STARTING MOTOR	1
4	PACHH	07988	CMA308008	STARTER.ENGINE.HYDR (ANCHOR WINCH	1
				ENGINE)	
5	XDCZZ	01843	SC 100196	BOLT.MACHINE	4
6	XDCZZ	96906	MS35338-45	WASHER.LOCK	4
12	XDCZZ	01843	SC 100320	SCREW	2
13	XDCZZ	01843	PL 200539	PLATE INSPECTION	1
32	PACZZ	01843	SC 150-2	RIVET.DRIVE	2
33	XDCZZ	01843	NP 200549	..NAMEPLATE	1

END OF FIGURE

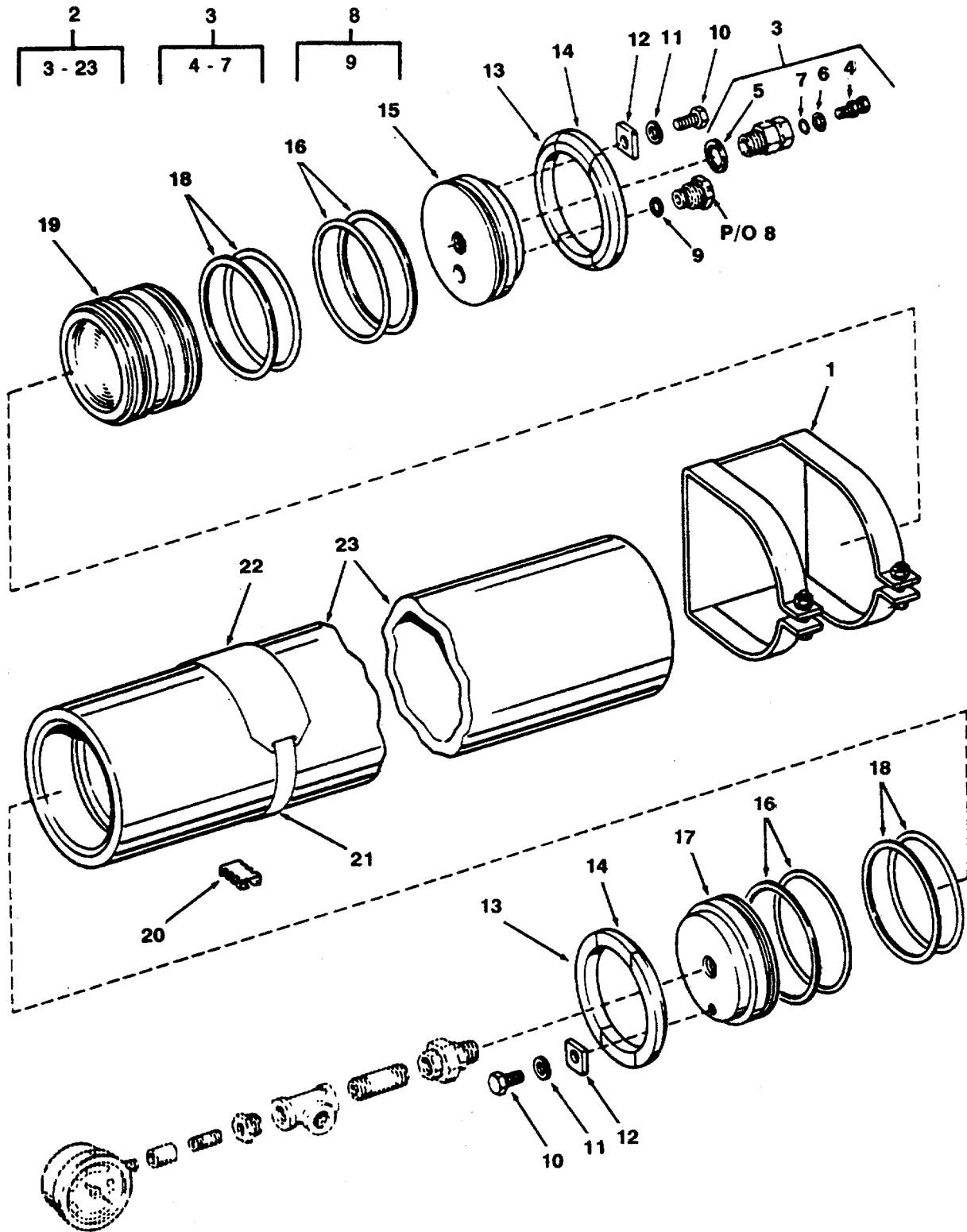


Figure 252. Hydraulic Starting System Accumulator

SECTION II

TM 55-1905-220-20P

(1) ITEM NO	(2) SMR CODE	(3) CAGEC	(4) PART NUMBER	(5) DESCRIPTION AND USABLE ON CODES(UOC)	(6) QTY
				GROUP 05 ANCHOR HANDLING SYSTEM	
				FIG. 252 HYDRALIC STARTING SYSTEM ACCUMULATOR	
1	XDCZZ	01843	BK 200740	BRACKET	2
2	XDCFF	01843	ACB 30A7109A	ACCUMULATOR 3GALLON	1
3	PACZZ	96906	MS28889-2	VALVE, PNEUMATIC TAN ACCUMULATOR	1
4	PACZZ	07988	CP100053	CAP, AIR VALVE	1
5	KDCZZ	01843	GA 100475	GASKET AIR VALVE PART OF KIT P/N KT 202777	1
6	PACZZ	96906	MS28782-3	RETAINER, PACKING	1
7	XDCZZ	88044	AN6227-3	PACKING, PREFORMED	1
8	PACZZ	73181	FU202572-3	PLUG ASSEMBLY ACCUMULATOR	1
9	KDCZZ	01843	100117	GASKET FUSE D-RING PART OF KIT P/N KT 202777	1
10	PACZZ	01843	SC 2023	SCREW, HEX HEAD	2
11	PACZZ	01843	WA 6-16	WASHER, LOCK	2
12	XDCZZ	01843	PL 202625	PLATE, RETAINING, ACC	2
21	XDCZZ	01843	BS 200682	STRAP MOUNTING	1
22	XDCZZ	01843	NP 202735	PLATE, IDENTIFICATIO ACCUMULATOR	1
23	XDCZZ	01843	HG 202620-6	HOUSING ACCUMULATOR	1

END OF FIGURE

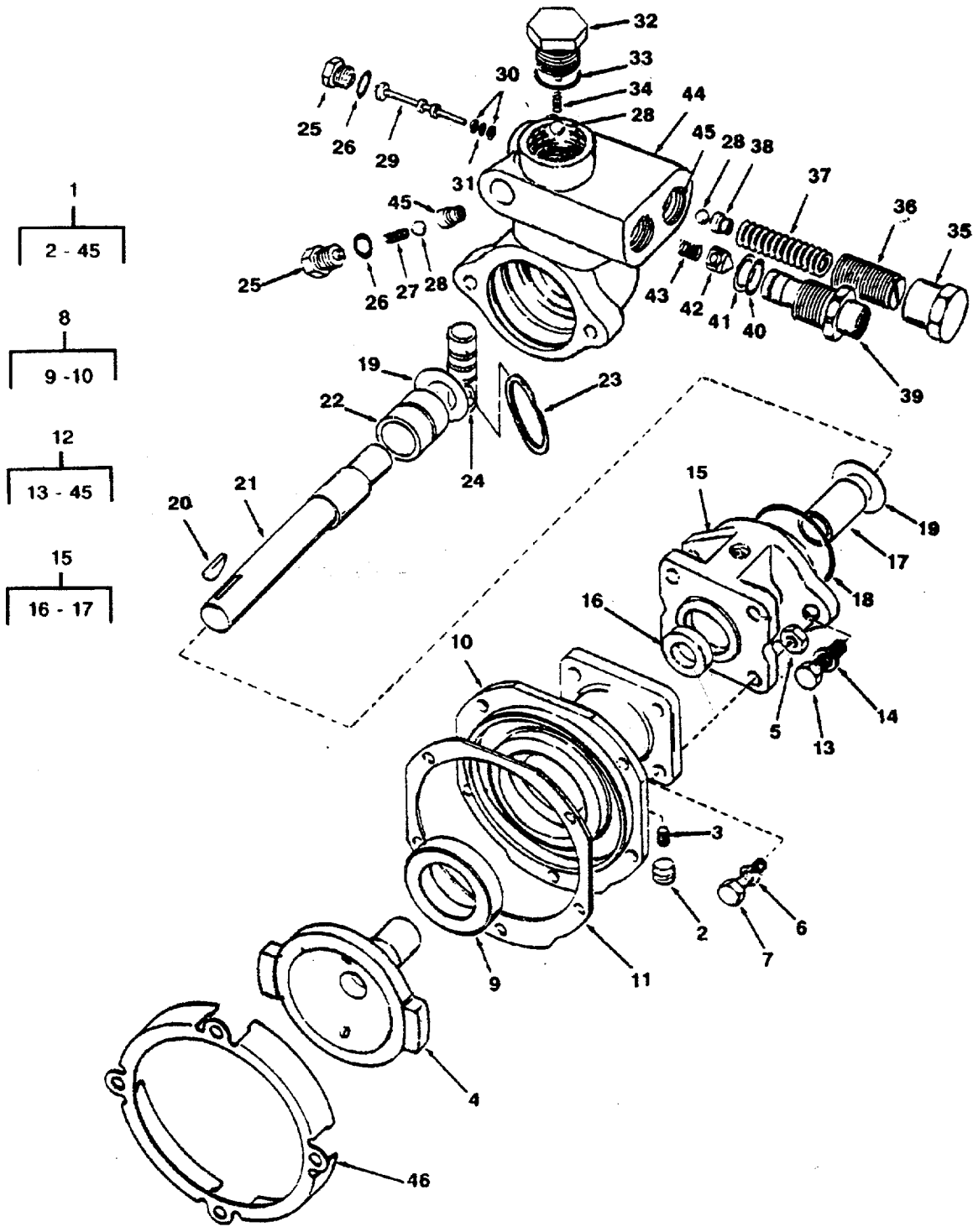


Figure 253. Engine Driven Hydraulic Pump

(1) ITEM NO	(2) SMR CODE	(3) CAGEC	(4) PART NUMBER	(5) DESCRIPTION AND USABLE ON CODES(UOC)	(6) QTY
				GROUP 05 ANCHOR HANDLING SYSTEM	
				FIG. 253 ENGINE DRIVEN HYDRALIC PUMP	
1	XDCHZ	01843	RPA300412B	PUMP, ROTARY	4
2	XDCZZ	01843	PG100137	PLUG, PIPE	1
3	XDCZZ	01843	SC2096	SETSCREW HEX SOCKET	1
4	XDCZZ	01843	DV202966	DRIVE PUMP	1
5	XDCZZ	01843	NT5-1OCA	NUT, PLAIN, HEXAGON	4
6	XDCZZ	01843	WA6-1OCA	WASHER, LOCK	4
7	XDCZZ	01843	SC2046	SCREW	4
8	XDCZZ	01843	FL202963	FLANGE ASSEMBLY	1
9	PACZZ	01843	SE1047	SEAL, OIL	1
10	XDCZZ	01843	FL202964	FLANGE MOUNTING	1
11	PACZZ	01843	GA202082	GASKET	1
12	PACFZ	04998	RPA308090B	PUMP, ROTARY	1
13	XDCZZ	01843	SC1618	BOLT, MACHINE	2
14	XDCZZ	01843	WA5-1OCA	WASHER, LOCK	2
15	XDCZZ	01843	FL203317	FLANGE ASSEMBLY MTG	1
16	KBCZZ	01843	SE100082	SEAL, OIL	1
17	PACZZ	07988	BG203320	BEARING	1
18	KBCZZ	01843	GA1129-5	PACKING	1
19	XDCZZ	01843	WA1933	WASHER, FLAT	2
20	XDCZF	01843	KY1-4	KEY, WOODRUFF	1
21	PACZZ	07988	SH202594	SHAFT, SHOULDERED	1
22	XDCZZ	01843	BG203321-2	BEARING, SLEEVE	1
23	KBCZZ	01843	RG1098	RING, RETAINING PART OF KIT P/N KT202788.....	2
24	XDCZZ	01843	PT202606	PISTON, HYDRAULIC	1
25	XDCZZ	01843	PG202614	PLUG, HEX HEAD	2
26	KBCZZ	01843	GA1129-1	PACKING, PREFORMED PART OF KIT P/N KT202788.....	2
27	XDCZZ	01843	SP202607	SPRING, PUMP PART OF KIT P/N KT202788.....	1
28	PACZZ	07988	BB100210	BALL, BEARING	3
29	XDCZZ	01843	PC202613	PLUNGER VALVE	1
30	KBCZZ	01843	RG100157	RETAINER, PACKING PART OF KIT P/N KT202788.....	2
31	KBCZZ	01843	GA1129-7	PACKING, PREFORMED PART OF KIT P/N KT202788.....	1
32	XDCZZ	01843	PG202608	PLUG, HEX HEAD	1
33	KBCZZ	01843	GA1129-2	PACKING, PREFORMED PART OF KIT P/N KT202788.....	1
34	KBCZZ	01843	SP202702	SPRING, HELICAL, COMP PART OF KIT P/N KT202788.....	1
35	XDCZZ	01843	CP202609	CAP VALVE UNLOADING	1
36	XDCZZ	01843	SC202610	SCREW ADJUSTING	1
37	XDCZZ	01843	SP202611	SPRING VALVE UNLOAD	1
38	PACZZ	07988	VS202612	SEAT, VALVE	1
39	XDCZZ	01843	FI202617	FITTING ADAPTER	1
40	KBCZZ	01843	GA1129-4	PACKING PREFORMED PART OF KIT P/N	1

SECTION II

TM 55-1905-220-20P

(1) ITEM NO	(2) SMR CODE	(3) CAGEC	(4) PART NUMBER	(5) DESCRIPTION AND USABLE ON CODES(UOC)	(6) QTY
41	PACZZ	01843	RG1138	KT202788.....	
42	PACZZ	07988	VA202616	RING, BACKUP, PUMP	1
43	KBCZZ	01843	SP202615	VALVE, INLET	1
44	XDCZZ	01843	HG203315	SPRING, PUMP	1
45	PACZZ	73181	VS202602	HOUSING ASSY PUMP	1
46	XDCZZ	72582	6525073	SEAT, VALVE	2
	PACZZ	01843	KT202788	PLATE, DRIVE, HYDRAUL	1
				PARTS KIT, ENGINE FU.....	1
				PACKING PREFORMED	(1) 253-40
				PACKING, PREFORMED	(2) 253-26
				PACKING, PREFORMED	(1) 253-31
				PACKING, PREFORMED	(1) 253-33
				RETAINER, PAGKING	(2) 253-30
				RING, RETAINING	(2) 253-23
				SPRING, HELICAL, COMP	(1) 253-34
				SPRING, PUMP	(1) 253-27

END OF FIGURE

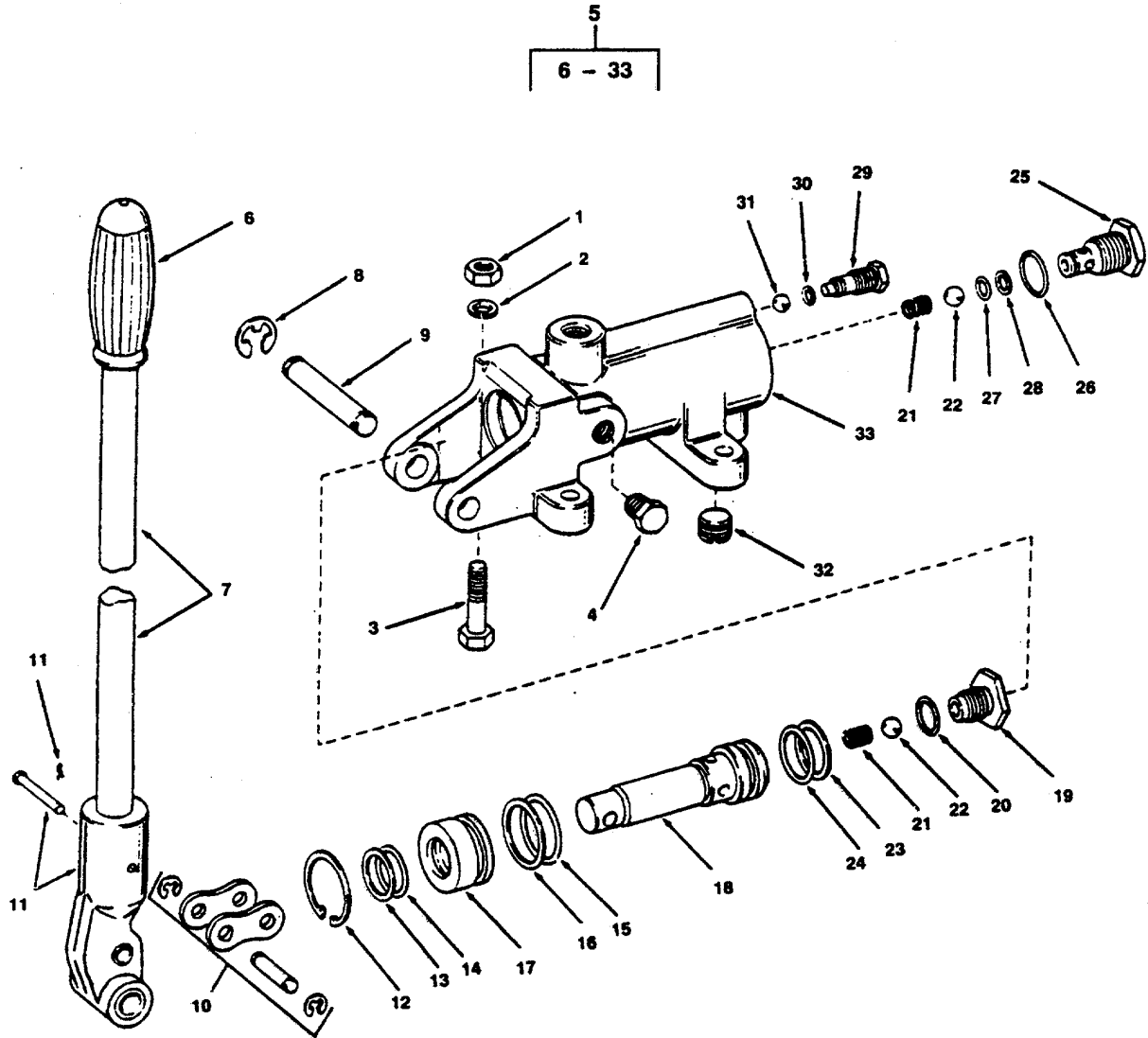


Figure 254. Hydraulic Starting System Hand Pump

(1) ITEM NO	(2) SMR CODE	(3) CAGEC	(4) PART NUMBER	(5) DESCRIPTION AND USABLE ON CODES(UOC)	(6) QTY
				GROUP 05	ANCHOR HANDLING SYSTEM
				FIG. 254	HYDRAULIC STARTING SYSTEM HAND PUMP
1	PACZZ	96906	MS51967-8	NUT, PLAIN, HEXAGON	4
2	PACZZ	96906	MS35338-46	WASHER, LOCK	4
3	XDCZZ	96906	MS90725-64	SCREW, CAP, HEXAGON H	4
4	XDCZZ	80064	201-4661550-82	PLUG SCREWED HEX HEAD 1/4 INCH IPS 3000 POUND.....	1
6	PACZZ	07988	CP100212	GRIP, HANDLE	1
7	PACZZ	07988	HA200610	LEVER, MANUAL CONTRO LEVER	1
8	PACZZ	96906	MS16633-3050	RING, RETAINING	2
9	XDCZZ	01843	PN 202028	PIN CLEVIS.....	1
10	PACZZ	01843	LK 100464	LINK, ROLLER CHAIN CONNECTING	1
11	PACZZ	07988	LE202029	LEVER, PUMP	1
12	PACZZ	01843	RG 100102	RING, RETAINING	1
13	KFCZZ	01843	RG 100208	RING BACK-UP PART OF KIT P/N KT 202565	1
14	KFCZZ	01843	GA 100097	GASKET D-RING (PLUNGER GLAND- OUTER) PART OF KIT P/N KT 202565	1
15	KFCZZ	01843	GA 100111	GASKET D-RING (PLUNGER GLAND- INNER) PART OF KIT P/N KT 202565	1
16	KFCZZ	01843	RG 100207	RING BACK-UP (PLUNGER GLAND-INNER) PART OF KIT P/N KT 202565	1
17	PACZZ	07988	BG200603	BUSHING, SLEEVE.....	1
18	PACZZ	01843	PC 200602	PLUNGER, DETENT	1
19	PACZZ	01843	PG 200604	SEAT, VALVE.....	1
20	KFCZZ	01843	GA 100108	GASKET D-RING PART OF KIT P/N KT 202565	1
21	KFCZZ	01843	SP 200605	SPRING CHECK VALVE PART OF KIT P/N KT 202565.....	2
22	PACZZ	07988	BB100211	BALL, BEARING.....	2
23	KFCZZ	01843	RG 100209	RING BACK-UP (PLUNGER) PART OF KIT P/N KT 202565	1
24	KFCZZ	01843	GA 100110	GASKET D-RING (PLUNGER) PART OF KIT P/N KT 202565	1
25	XDCZZ	01843	FI200600	ADAPTER, STRAIGHT, TU	1
26	KFCZZ	01843	GA 100213	GASKET O-RING(INLET PART OF KIT P/N KT 202565.....	1
27	KFCZZ	01843	GA 100215	GASKET O-RING(INLET PART OF KIT P/N KT 202565.....	1
28	KFCZZ	01843	RG 100214	RING BACK-UP(INLET FITTING) PART OF KIT P/N KT 202565	1
29	PACZZ	01843	SC 200968	SCREW, BLEEDER.....	1
30	KFCZZ	01843	GA 100113	GASKET O-RING(BLEED PART OF KIT P/N KT 202565.....	1
31	PACZZ	96906	MS150459	BALL, BEARING.....	1
32	PACZZ	79470	C3169X6	PLUG, PIPE	1
33	XDCZZ	01843	HG 200598	HOUSING PUMP	1
	PCCZZ	01843	KT 202565	PARTS KIT, ENGINE	1
				GASKET	(1) 254-14

SECTION II

TM 55-1905-220-20P

(1) ITEM NO	(2) SMR CODE	(3) CAGEC	(4) PART NUMBER	(5) DESCRIPTION AND USABLE ON CODES(UOC)	(6) QTY
				GASKET	(1) 254-15
				GASKET	(1) 254-24
				GASKET O-RING	(1) 254-20
				GASKET O-RING (INLET	(1) 254-26
				GASKET O-RING (INLET-	(1) 254-27
				GASKET O-RING (BLEED	(1) 254-30
				RING	(1) 254-16
				RING	(1) 254-23
				RING BACK-UP	(1) 254-13
				RING BACK-UP (INLET	(1) 254-28
				SPRING CHECK VALVE	(2) 254-21

END OF FIGURE

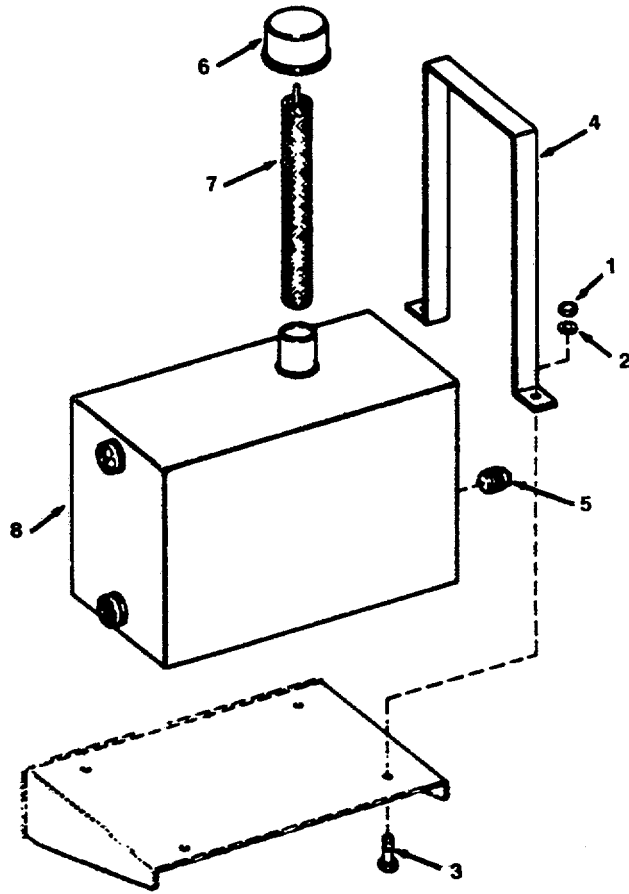


Figure 255. Hydraulic Starting System Reservoir

SECTION II

TM 55-1905-220-20P

(1) ITEM NO	(2) SMR CODE	(3) CAGEC	(4) PART NUMBER	(5) DESCRIPTION AND USABLE ON CODES(UOC)	(6) QTY
				GROUP 05	ANCHOR HANDLING SYSTEM
				FIG. 255	HYDRALIC STARTING SYSTEM RESERVOIR
1	XDCZZ	96906	MS51967-2	NUT, PLAIN, HEXAGON	4
2	PACZZ	96906	MS35338-44	WASHER, LOCK	4
3	PACZZ	72582	179801	SCREW, CAP, HEXAGON H	4
4	XDCZZ	01843	BK 200427	BRACKET RESERVOIR MOUNTING	2
5	PACZZ	96906	MS20913-4S	PLUG, PIPE	1
6	PACZZ	07988	BV200567	BREATHER	1
7	XDCZZ	01843	SN 200568	SCREEN STRAINER	1
8	XDCZZ	01843	TK 200566	RESERVOIR 4 GALLON CAPACITY	1

END OF FIGURE

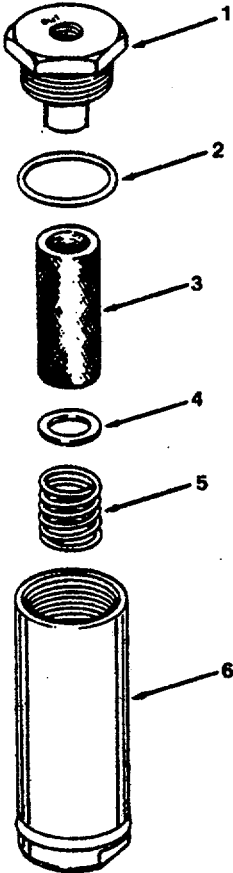


Figure 256. Hydraulic Starting System High Pressure Filter

SECTION II

TM 55-1905-220-20P

(1) ITEM NO	(2) SMR CODE	(3) CAGEC	(4) PART NUMBER	(5) DESCRIPTION AND USABLE ON CODES(UOC)	(6) QTY
				GROUP 05 ANCHOR HANDLING SYSTEM	
				FIG. 256 HYDRAULIC STARTING SYSTEM HIGH PRESSURE FILTER	
	XDCZZ	01843	FRH 300116	FILTER, FLUID PRESSURE	1
1	XDCZZ	01843	CP 200576	CAP END	1
2	PACZZ	07988	GA100201	PACKING, PREFORMED	1
3	PACZZ	90005	6R020-060	FILTER ELEMENT, FLUI HYDROSTART SYSTEM.....	1
4	XDCZZ	01843	GU 200574	SEAT SPRING	1
5	XDCZZ	01843	SP 202109	SPRING FILTER.....	1
6	XDCZZ	01843	HG 200570	BODY FILTER.....	1

END OF FIGURE

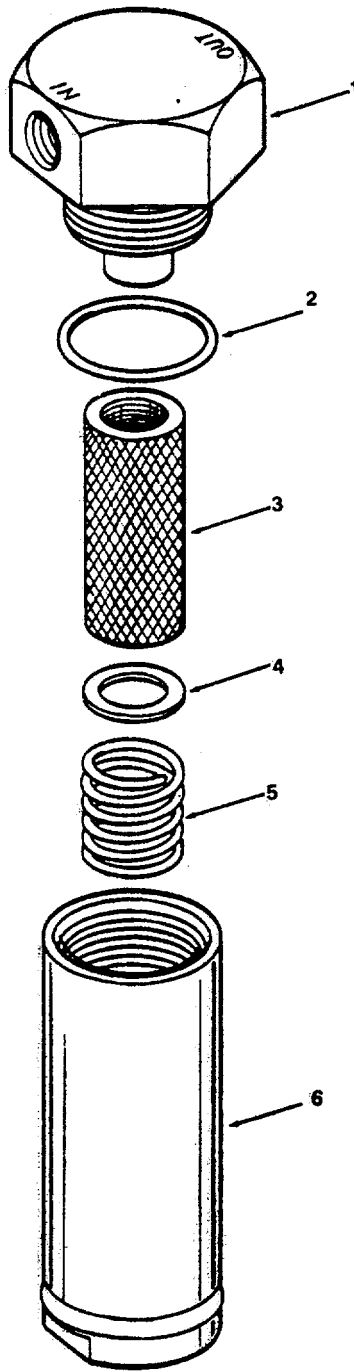


Figure 257. Hydraulic Starting System Suction Filter

SECTION II

TM 55-1905-220-20P

(1) ITEM NO	(2) SMR CODE	(3) CAGEC	(4) PART NUMBER	(5) DESCRIPTION AND USABLE ON CODES(UOC)	(6) QTY
				GROUP 05 ANCHOR HANDLING SYSTEM	
				FIG. 257 HYDRAULIC STARTING SYSTEM SUCTION FILTER	
	XDCZZ	01843	FRK 300382-3A	FILTER, FLUID, PRESSU	1
1	XDCZZ	01843	CP 202799	CAP END	1
2	PACZZ	01843	GA 100201	GASKET O-RING	1
3	PACZZ	90005	6R020-060	FILTER ELEMENT, FLUI	1
4	XDCZZ	01843	GO 200574	SEAT SPRING	1
5	XDCZZ	01843	SP 202109	SPRING FILTER.....	1
6	XDCZZ	01843	HG 202803-3A	BODY FILTER	1

END OF FIGURE

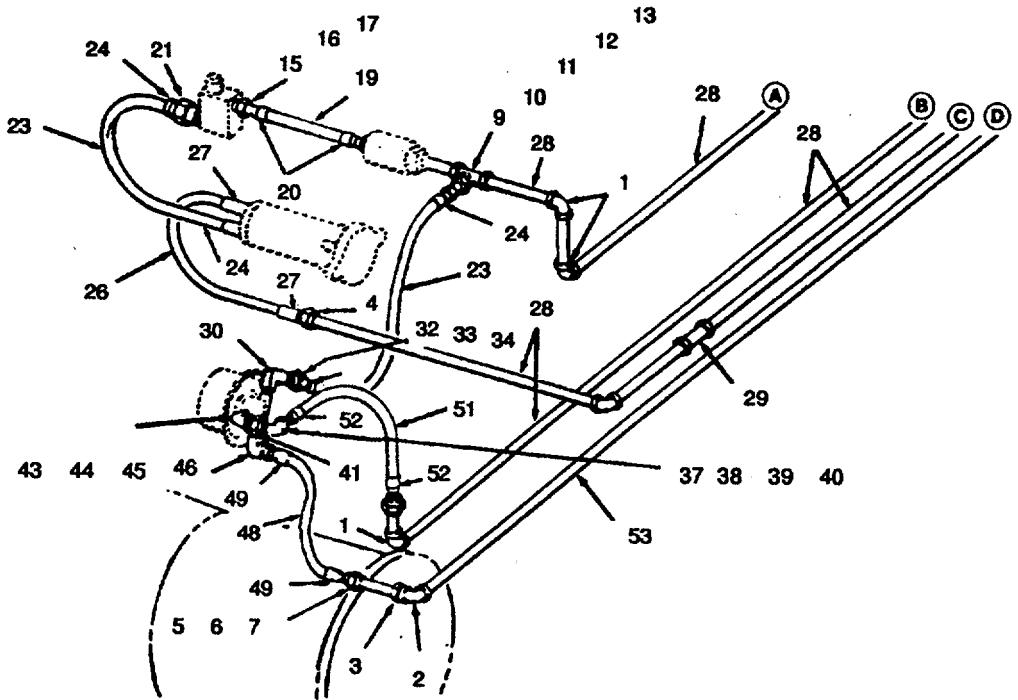
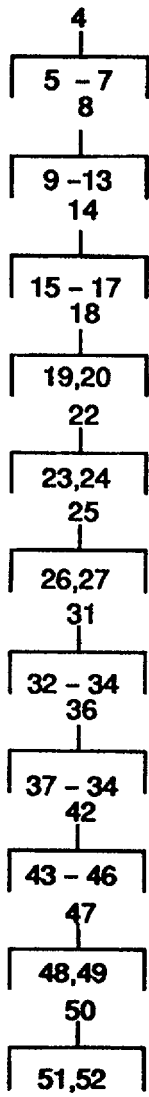


Figure 258. Hydraulic Starter System Piping (Sheet 1 of 2).

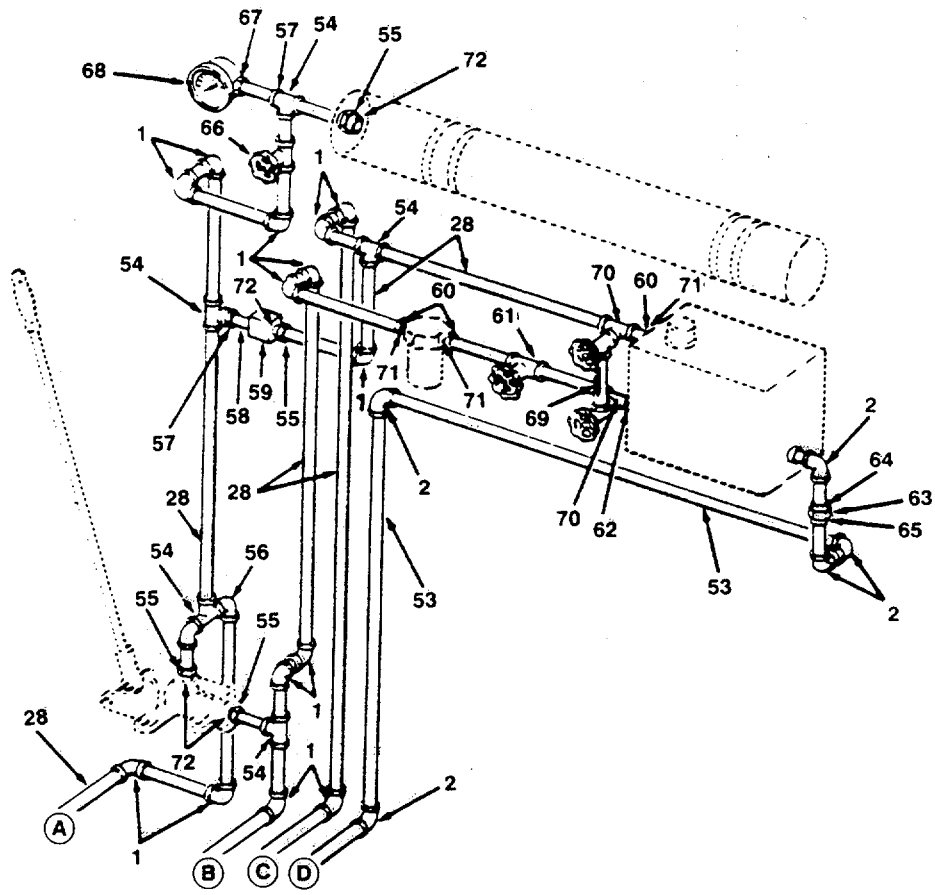


Figure 258. Hydraulic Starting System Piping (Sheet 2 of 2)

SECTION II

TM 55-1905-220-20P

(1) ITEM NO	(2) SMR CODE	(3) CAGEC	(4) PART NUMBER	(5) DESCRIPTION AND USABLE ON CODES(UOC)	(6) QTY
				GROUP 05	ANCHOR HANDLING SYSTEM
				FIG. 258	HYDRAULIC STARTING SYSTEM PIPING
1	XDCZZ	63220	SW 229	ELBOW SOCKET WELD 90 DEG 3/8 INCH 3000 LB IPS	18
2	XDCZZ	80064	201-4661550-83	ELBOW SOCKET WELD 90 DEG 1/2 INCH 3000 LB IPS	6
3	XDCZZ	80064	201-4661550-88	INSERT REDUCING 1/2 X 3/8 INCH SWLDG BLK STL	1
4	XDCZZ	80064	201-4661550-24	UNION D-RING TYPE 3/8 INCH IPS	3
5	XDCZZ	99565	53R-2	TAILPIECE FEMALE PIPE STEEL 3/8 INCH	1
6	XDCZZ	99565	51T-2	PIECE THREADED SOCKET WELD STEEL 3/8 INCH	1
7	PACZZ	99565	50N-2	NUT, UNION	1
8	XDCZZ	80064	201-4661550-62	TEE UNION 3/8INCH IPS D-RING TYPE	1
9	XDCZZ	99565	40-2	TEE, PIPE STEEL 3/8 INCH	1
10	PACZZ	99565	50N-2	NUT, UNION	3
11	XDCZZ	99565	51R-2	TAILPIECE SOCKET WELD STEEL 3/8 INCH	1
12	XDCZZ	99565	54R-2	TAILPIECE MALE PIPE	1
13	XDCZZ	99565	53R-2	TAILPIECE FEMALE PIPE STEEL 3/8 INCH	1
14	XDCZZ	80064	201-4661550-25	UNION REDUCER 3/4 INCH IPS O-RING TYPE	1
15	XDCZZ	99565	54T-4	PIECE THREADED MALE	1
16	XDCZZ	99565	53R-4-2	TAILPIECE FEMALE REDUCING PIPE STEEL 3/4 X 3/8	1
17	PACZZ	99565	50N-4	NUT, UNION	2
21	XDCZZ	63220	2400	BUSHING SCREWED HEX	1
28	XDCZZ	80064	201-4661550-15	PIPE 3/8INCH IPS SCHED ULE 80 SMLS BLACK STEEL	56
29	XDCZZ	63220	SW 15701	VALVE CHECK 3/8 INCH IPS SWLDG 1500 POUND	2
30	XDCZZ	30780	1/4 CR-S	ELBOW 90 DEGREE 1/4 MPT	1
31	XDCZZ	80064	201-4661550-30	UNION REDUCER 3/8 INCH IPS O-RING TYPE	1
32	XDCZZ	99565	53R-2	TAILPIECE FEMALE PIPE STEEL 3/8 INCH	1
33	XDCZZ	99565	50N-2	NUT, UNION	1
34	XDCZZ	99565	53T-2-1	PIECE THREADED FEMALE PIPE STEEL 3/8 X 1/4	1
35	XDCZZ	11649	S-6-RSE-4	ELBOW STREET 3/8FPT X 1/4MPT	2
36	XDCZZ	80064	201-4661550-32	ELBOW ASSEMBLY 90 DEG 3/8 HOSE NIP X 3/8 MPT	1
37	XDCZZ	99565	54R-2	TAILPIECE MALE PIPE	1
38	XDCZZ	99565	53R-2	TAILPIECE FEMALE PIPE STEEL 3/8 INCH	1
39	XDCZZ	99565	50N-2	NUT, UNION	2
40	XDCZZ	99565	41-2	ELBOW 90 DEGREE D-RING TYPE STEEL	1

SECTION II

TM 55-1905-220-20P

(1) ITEM NO	(2) SMR CODE	(3) CAGEC	(4) PART NUMBER	(5) DESCRIPTION AND USABLE ON CODES(UOC)	(6) QTY
41	XDCZZ	30780	1/4X1/8 FF-S	3/8..... NIPPLE PIPE 1/4MPT X 1/8MPT	1
42	XDCZZ	80064	201-4661550-33	ELBOW ASSEMBLY 90 DEGREE	3
43	XDCZZ	99565	41-2	ELBOW 90 DEGREE D-RING TYPE STEEL	1
44	XDCZZ	99565	50N-2	3/8..... NUT, UNION	2
45	XDCZZ	99565	53R-2	TAILPIECE FEMALE PIPE STEEL 3/8 INCH	1
46	XDCZZ	99565	53R-2-1	TAILPIECE FEMALE REDUCING PIPE STEEL 3/8 X 1/4	1
53	XDCZZ	80064	201-4661550-29	PIPE SCHEDULE 40 1/2 INCH IPS SMLS BLACK STL	21
54	XDCZZ	63220	SW 243	TEE, PIPE 3/8 INCH IPS 3000 POUND	5
56	XDCZZ	80064	201-4661550-75	ELBOW STREET 3/8 INCH X 90 DEGREES SCREWED TYPE 3000LB BLK STL	1
57	XDCZZ	63220	SW-503 TY 2	INSERT REDUCER 3/8 X 1/4 SOCKET WELD BLK STL	2
58	XDCZZ	80064	201-4661550-42	PIPE SCHEDULE 80 1/4 INCH IPS BLK SMLS STL	3
59	XDCZZ	96259	1D11-F2-60	VALVE RELIEF	1
61	XDCZZ	63220	SW-12111	VALVE GATE 3/8INCH IPS SOCKET WELD 150 POUND.....	1
62	XDCZZ	80064	201-4661550-64	BUSHING SCREWED 1/2X3/8 INCH BLACK STEEL.....	1
63	PACZZ	99565	50N-3	NUT, UNION IPS	1
64	XDCZZ	99565	51R-3	TAILPIECE SOCKET WELD 1/2 INCH IPS.	1
65	XDCZZ	99565	51T-3	THREAD PIECE, UNION WELD 1/2 INCH IPS	1
66	XDCZZ	63220	SW-1871	VALVE GLOBE 3/8 INCH SOCKET WELD	1
67	XDCZZ	63220	SW-2324	COUPLING SCREWED 1/4 INCH IPS 3000 LB.....	1
68	PACZZ	07988	GG200656	GAGE, PRESSURE, DIAL	1
69	XDCZZ	21823	627 7-3/8 INCH C ENTER TO CENTER	GAUGE WATER 1/2 IPS	1

END OF FIGURE

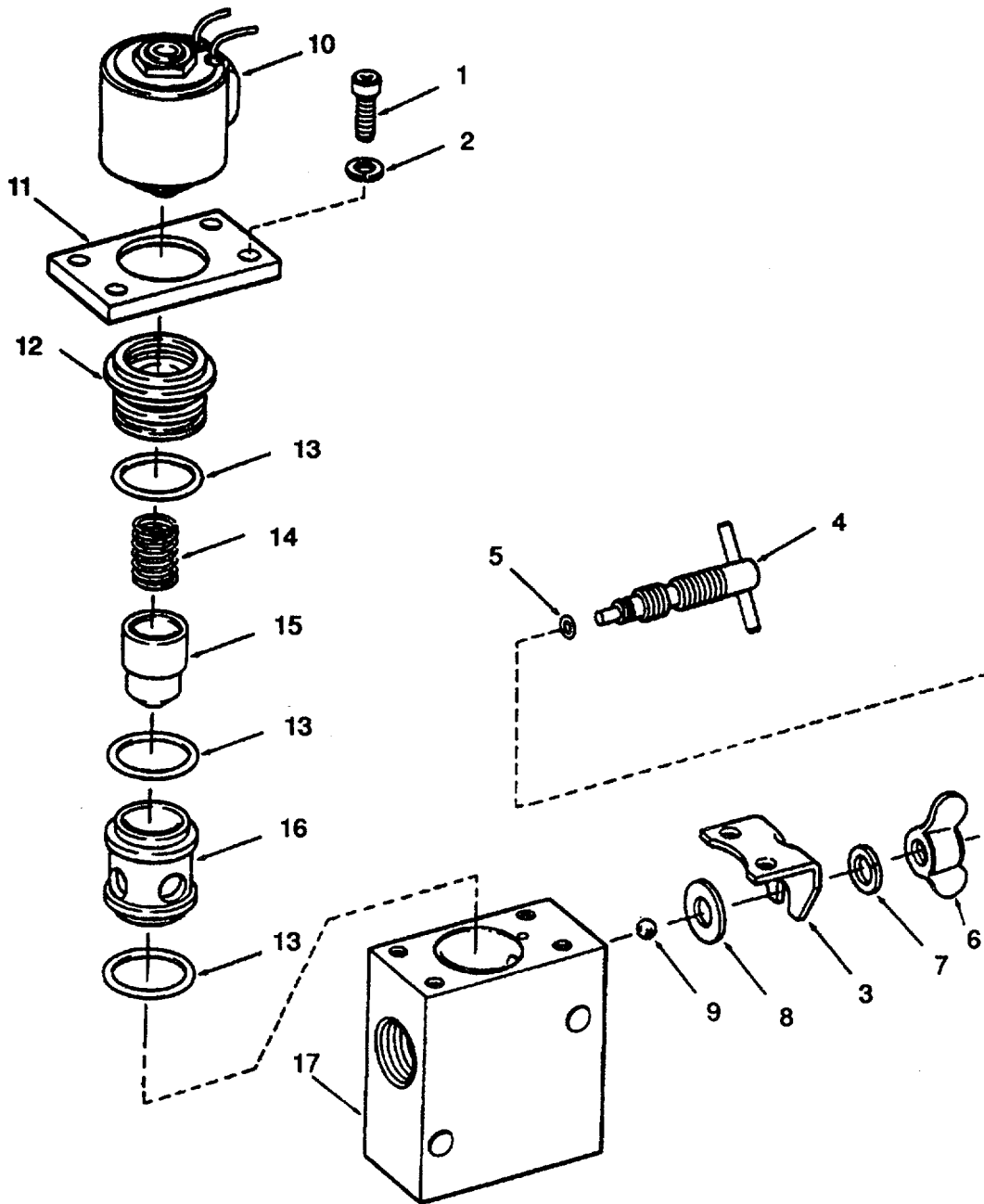


Figure 259. Hydraulic Starting System Solenoid Valve.

SECTION II

TM 55-1905-220-20P

(1) ITEM NO	(2) SMR CODE	(3) CAGEC	(4) PART NUMBER	(5) DESCRIPTION AND USABLE ON CODES(UOC)	(6) QTY
				GROUP 05	ANCHOR HANDLING SYSTEM
				FIG. 259	HYDRAULIC STARTING SYSTEM SOLENOID VALVE
	PACZZ	01843	VCA 300429-1	VALVE, SOLENOID W/MANUAL BY-PASS	1
1	XDCZZ	01843	SC 2097	SCREW RETAINER PLATE	4
2	XDCZZ	01843	WA 5-8 CA	WASHER LOCK	4
3	XDCZZ	01843	ST 203159	STOP SCREW	1
4	XDCZZ	01843	SC 203155	SCREW MANUAL CONTROL	1
5	PCCZZ	07988	GA1129-7	PACKING, PREFORMED	1
6	XDCZZ	01843	NT 1289	NUT WING	1
7	XDCZZ	01843	WA 1996	WASHER LOCK	1
8	XDCZZ	01843	WR 1995	WASHER FLAT	1
9	XDCZZ	01843	BB 1087	VALVE BALL	1
10	PACZZ	73181	VCA300446	VALVE, SOLENOID	1
11	XDCZZ	01843	PL 202905	PLATE RETAINER	1
12	XDCZZ	01843	HG 203153	HOUSING ACTUATOR	1
13	PCCZZ	07988	GA1145	PACKING, PREFORMED	3
14	XDCZZ	01843	SP 202763	SPRING VALVE	1
15	XDCZZ	01843	VA 203154	VALVE.....	1
16	XDCZZ	01843	VB 203152	BODY VALVE	1
17	XDCZZ	01843	HG 203151	HOUSING VALVE	1

END OF FIGURE

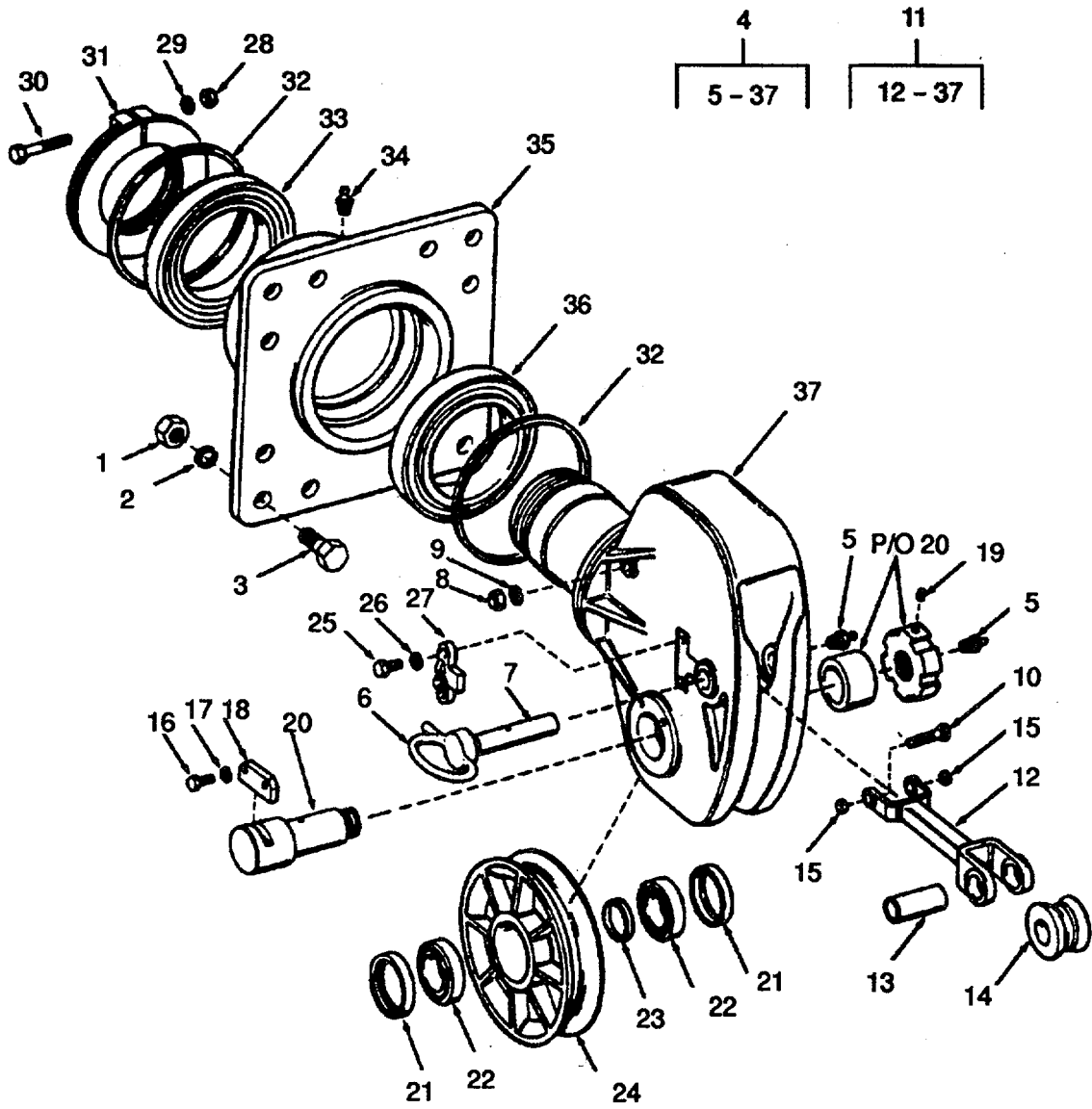


Figure 260. Anchor A-Frame Fairleader.

SECTION II

TM 55-1905-220-20P

(1) ITEM NO	(2) SMR CODE	(3) CAGEC	(4) PART NUMBER	(5) DESCRIPTION AND USABLE ON CODES(UOC)	(6) QTY
				GROUP 05	ANCHOR HANDLING SYSTEM
				FIGURE 260	ANCHOR A-FRAME FAIRLEADER
1	PACZZ	96906	MS51967-41	NUT, PLAIN, HEXAGON	12
2	PACZZ	96906	MS35338-57	WASHER, LOCK	12
3	XDCZZ	96906	MS90725-318	SCREW, CAP, HEXAGON H	12
4	XDCZZ	15950	714	FAIRLEADER ANCHOR A-FRAME 1-1/4 INCH WIRE ROPE 14 INCH SHEAVE	1
5	PACZZ	96906	MS15003-1	FITTING, LUBRICATION	2
6	XDCZZ	15950	2563A	BUTTON ROLLER PIN KEY PLATE KEEPER	1
7	XDCZZ	15950	3186A	PIN ROLLER	2
8	PACZZ	96906	MS51967-20	NUT, PLAIN, HEXAGON	2
9	PACZZ	96906	MS35335-39	WASHER, LOCK	2
10	PACZZ	80204	B1821BH063C275N	SCREW, CAP, HEXAGON H	2
11	XDCZZ	15950	3182-B	ROLLER ASSEMBLY FAIRLEAD GUIDE	1
12	XDCZZ	15950	MK-1	FRAME ROLLER	1
13	XDCZZ	15950	MK-2	SLEEVE ROLLER	1
14	XDCZZ	15950	MK-3	ROLLER GUIDE	1
15	XDCZZ	15950	MK-6	BUSHING	2
16	PACZZ	80204	B1821BH063C150N	SCREW, CAP, HEXAGON H	2
17	PACZZ	96906	MS35335-39	WASHER, LOCK	2
18	XDCZZ	15950	3208-A	PLATE SHEAVE PIN LOCK	1
19	PACZZ	96906	MS51963-142	SETSCREW SOCKET	1
20	PACZZ	15950	3183-B	PIN SHEAVE	1
21	XDCZZ	15950	MK2 3185A	RETAINERS GREASE	2
22	PACZZ	60038	472	CUP, TAPERED ROLLER FAIRLEAD SHEAVE	2
23	XDCZZ	15950	3183-B	PIN SHEAVE FAIRLEAD SHEAVE	2
24	XDCZZ	15950	27969-B	SHEAVE FAIRLEAD	1
25	PACZZ	80204	B1821BH050CIOON	SCREW, CAP, HEXAGON H	3
26	PACZZ	96906	MS35335-30	WASHER, LOCK	3
27	PACZZ	15950	3176-A	SPRING KEY PLATE KEEPER	1
28	PACZZ	96906	MS51967-20	NUT, PLAIN, HEXAGON	1
29	PACZZ	96906	MS35335-39	WASHER, LOCK	1
30	PACZZ	80204	B1821BH063C475N	SCREW, CAP, HEXAGON H	1
31	XDCZZ	15950	MK1 27970-B	COLLAR SHANK	1
32	XDCZZ	15950	MK2 27970-B	FELT, MECHANICAL 1/4 X 1/4 X 36	1
33	XDCZZ	60038	M241540M241513	BEARING, ROLLER, TAPE FAIRLEAD	2
34	PACZZ	96906	MS15003-1	PIVOT LOWER	1
35	XDCZZ	15950	28640-D	FITTING, LUBRICATION	1
36	XDCZZ	60038	M241510M241543	FLANGE AND HUB	1
37	XDCZZ	15950	27967-D	BEARING, ROLLER, TAPE FAIRLEAD	2
				PIVOT UPPER	1
				HEAD SWIVEL FAIRLEAD	1

END OF FIGURE

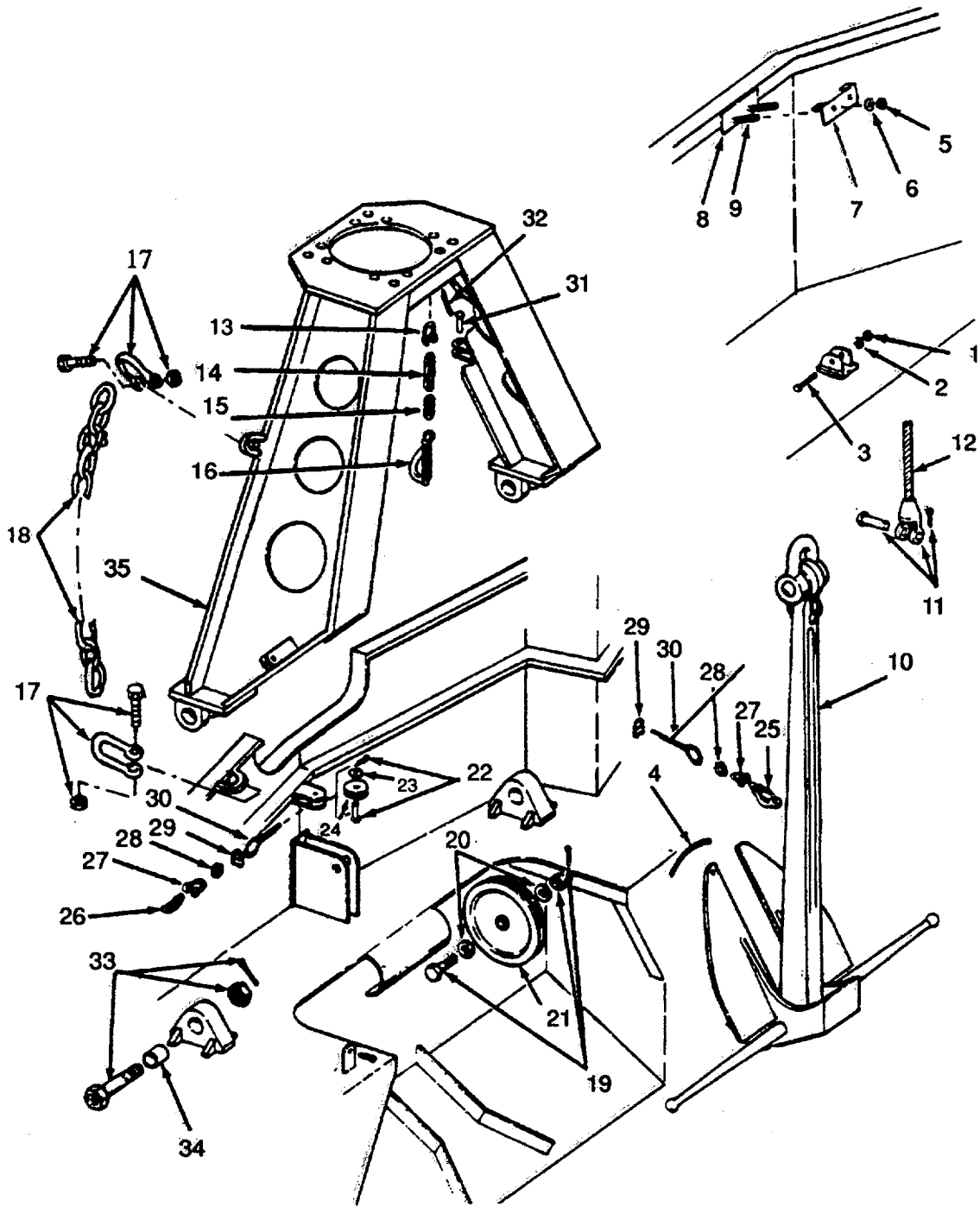


Figure 261. Anchor, A-Frame and Cables.

SECTION II

TM 55-1905-220-20P

(1) ITEM NO	(2) SMR CODE	(3) CAGEC	(4) PART NUMBER	(5) DESCRIPTION AND USABLE ON CODES(UOC)	(6) QTY
				GROUP 05	ANCHOR HANDLING SYSTEM
				FIGURE 261	ANCHOR, A-FRAME CABLES
1	PACZZ	96906	MS51967-32	NUT, PLAIN, HEXAGON	1
2	PACZZ	96906	MS35338-51	WASHER, LOCK	1
3	PACZZ	96906	MS90725-262	SCREW, CAP, HEXAGON H	1
4	XDCZZ	80064	520-4661598-106	ROPE WIRE 1/8 X 1 FOOT GALVANIZED STEEL	1
5	PACZZ	96906	MS51967-23	NUT, PLAIN, HEXAGON	2
6	PACZZ	96906	MS35338-51	WASHER, LOCK	2
7	XDCZZ	80064	520-4661598-92	ANGLE 3X3X3/8 ANCHOR STOWAGE STEEL.	1
8	XDCZZ	80064	520-4661598-91	PLATE FLAT 3X3/8X10	1
9	XDCZZ	80064	520-4661598-93	BOLT HEX HEAD WELDED TO STRUCTURE 3/4-10NC-2AX11.....	2
10	XDCZZ	80064	632585	ANCHOR, MARINE, FLUKE	1
11	XDCZZ	80064	520-4661598-4	SOCKET WIRE ROPE OPEN 1-1/4 INCH FORGED STEEL	1
12	PBCZZ	80064	520-4661598-3	ROPE WIRE ANCHOR 1 1/4 DIA 6X37X900 FT.....	900
13	PACZZ	81349	MILS24214	SHACKLE A-FRAME	1
14	XDCZZ	19710	3592Y22	CHAIN	1
15	PACZZ	21450	500968	LINK, CHAIN, CONNECTI INCH GALVANIZED STEEL	1
16	XDCZZ	75535	A378	HOOK, SORTING A-FRAME GALVANIZED STEEL.....	1
17	XDCZZ	97403	13226E8047-62	SHACKLE, CHAIN SCREW-PIN, SIZE 5/ 16FT, ZINC COATED STEEL	2
18	XDCZZ	97403	13226E8047-63	CHAIN, WELDED CLOSE LINK, 5/16IN SIZE, ZINC COATED STEEL	V
19	XDCZZ	80064	520-4661598-45	PIN SHEAVE W/NUT AND COTTER PIN 1 1/2 INCH DIA X 3-3/8 GRIP	1
20	XDCZZ	80064	520-4661598-46	WASHER BRASS 1 9/16 IDX 3 ODX 3/16 THK.....	2
21	XDCZZ	80535	FIG4250	SHEAVE GUIDE BALL BEARING TYPE 16 INCH	1
22	XDCZZ	71110	4282	PIN.....	1
23	PACZZ	96906	MS27183-17	WASHER, FLAT 1/2 INCH	1
24	XDCZZ	80064	520-4661598-98	SHEAVE WIRE ROPE 3/8 INCH ROPE 4 INCH OD	1
25	PBCZZ	75535	5(G351)	HOOK ROPE 1/2 INCH STEEL	1
26	PACZZ	02461	651	BINDER, LOAD ROPE	1
27	XDCZZ	80064	520-4661598-96	SHACKLE WIRE ROPE 3/8 INCH GALV STL	2
28	XDCZZ	80064	520-4661598-95	THIMBLE WIRE ROPE 3/8 INCH GALV STL	2
29	XDCZZ	80064	520-4661598-24	CLIP WIRE ROPE STEEL	2
30	XDCZZ	80064	520-4661598-94	ROPE WIRE 3/8 X 4 FEET GALVANIZED STEEL.....	900
31	PACZZ	71110	4285	PIN STEEL	2
32	XDCZZ	80064	520-4661598-5	CHAIN TOGGLE PIN JACK NO 18	12
33	PACZZ	71110	4273	PIN COTTER PIN AND LUBE FITTING	2
34	XDCZZ	70417	AA-3502-3	BEAR ING, SLEEVE STOCK 3 1/2 OD X 2 1/4 ID X 105	2

SECTION II **TM 55-1905-220-20P**

(1)	(2)	(3)	(4)	(5)	(6)
ITEM	SMR	CAGEC	PART	DESCRIPTION AND USABLE ON CODES(UOC)	QTY
NO	CODE	CAGEC	NUMBER	DESCRIPTION AND USABLE ON CODES(UOC)	QTY

35	XDCZZ	80064	520-4661598ELEV 6A	A-FRAME ANCHOR	1
----	-------	-------	-----------------------	----------------------	---

END OF FIGURE

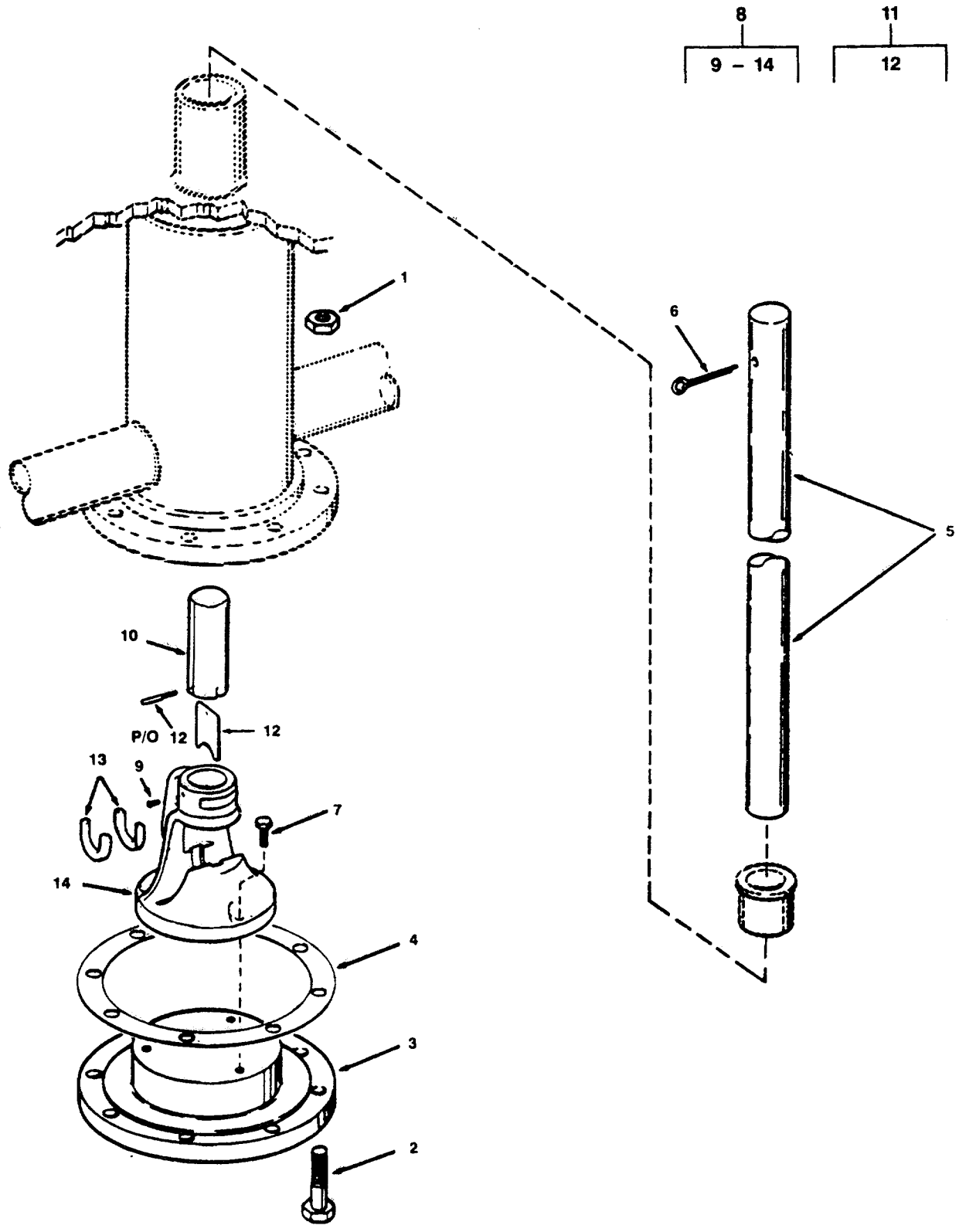


Figure 262. Wire Rope Cutter

(1) ITEM NO	(2) SMR CODE	(3) CAGEC	(4) PART NUMBER	(5) DESCRIPTION AND USABLE ON CODES(UOC)	(6) QTY
GROUP 05 ANCHOR HANDLING SYSTEM					
FIG. 262 WIRE ROPE CUTTER					
1	PACZZ	96906	MS35691-57	NUT,PLAIN,HEXAGON	8
2	PACZZ	96906	MS90725-192	SCREW,CAP,HEXAGON H	8
3	DCZZ	80064	520-4661598 DET 11-C	BASE FLANGED	1
4	XDCZZ	71724	556 1/2	GASKET RING TYPE 8 INCH	1
5	XDCZZ	80064	520-4661598-54	ROD SHEAR STEEL 2-1/16 DIA X 4 FT 7- 1/2 LONG	1
6	XDCZZ	80064	520-4661598-63	PIN TOGGLE SHEAR ROD	1
7	PACZZ	96906	MS90725-165	SCREW,CAP,HEXAGON	1
8	XDCZZ	85767	MODEL 2	CUTTER WIRE ROPE	1
9	XDCZZ	85767	137	PIN PLUNGER GUIDE CUTTER	1
10	XDCZZ	85767	133	PLUNGER CUTTER	1
11	PACZZ	85767	135	BLADE,CUTTER,WIRE R PIN	1
12	XDCZZ	85767	136	PIN BLADE CUTTER	1
13	XDCZZ	85767	134	DIE SET CUTTER	1
14	XDCZZ	85767	132	BASE CUTTER INLET 1/4 OD X .032 WALL SOFT CUT TO 20 INCH LENGTH	.1

END OF FIGURE

262-1

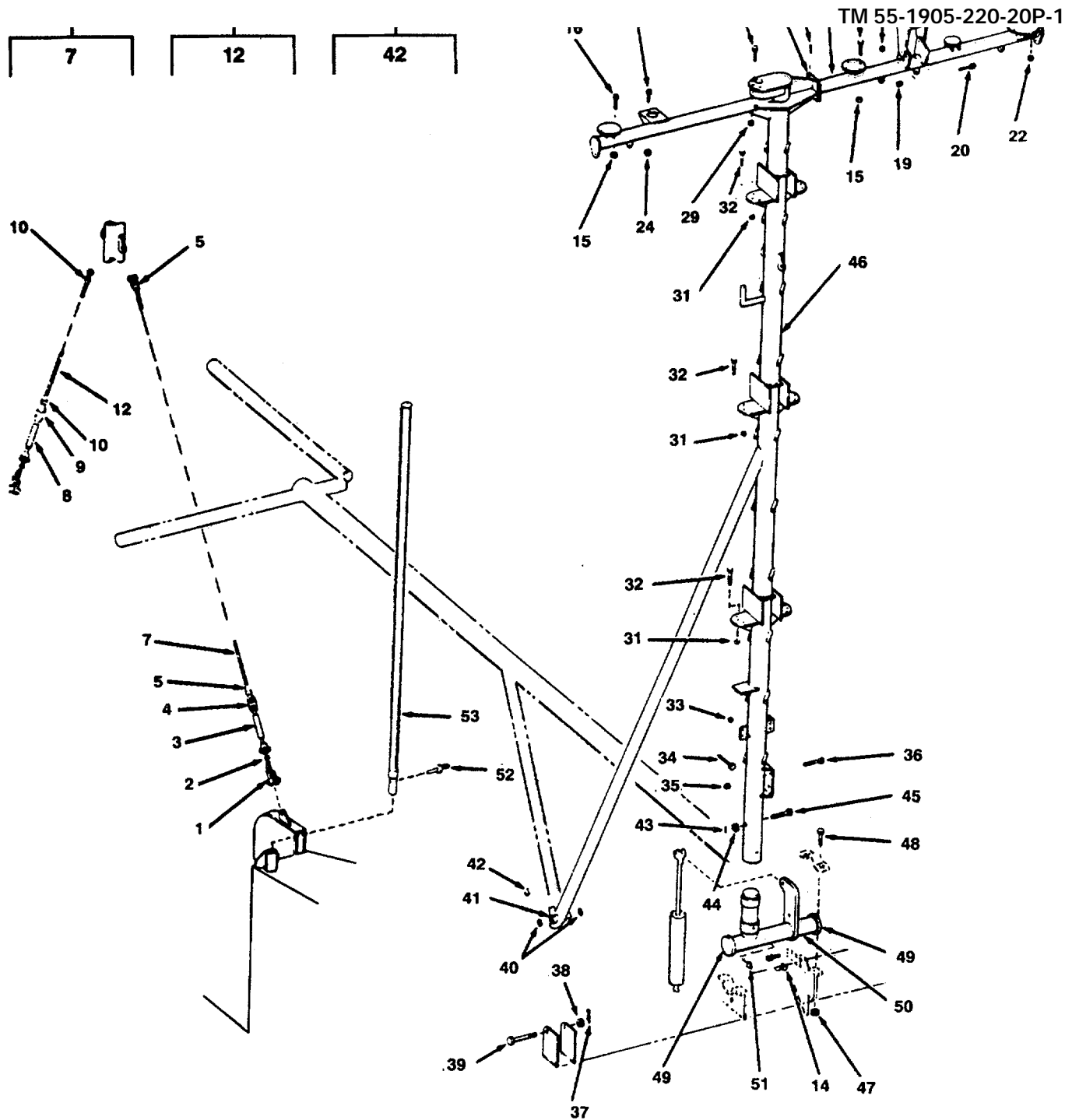


Figure 263. Mast Installation

Figure 263. Mast Installation

(1) ITEM NO	(2) SMR CODE	(3) CAGEC	(4) PART NUMBER	(5) DESCRIPTION AND USABLE ON CODES(UOC)	(6) QTY
GROUP 06 MAST INSTALLATION					
FIG. 263 MAST INSTALLATION					
1	XDCZZ	80064	128-4661547-84	SHACKLE CHAIN 1/2 IN	1
2	XDCZZ	80064	128-4661547-85	HOOK PELICAN SIZE 5	1
3	XDCZZ	80064	128-4661547-86	TURNBUCKLE 1/2X6 IN	- 1
4	XDCZZ	80064	128-4661547-110	LINK SLING 3/8 IN	1
5	XDCZZ	80064	128-4661547-87	SOCKET OPEN 5/16 IN	2
8	XDCZZ	80064	128-4661547-86	TURNBUCKLE 1/2X6 IN	1
9	XDCZZ	80064	128-4661547-110	LINK SLING 3/8 IN	1
15	PACZZ	96906	MS51971-3	NUT,PLAIN,HEXAGON	8
16	PACZZ	96906	MS35307-358	SCREW,CAP,HEXAGON CRES 3/8-16 X 3/4	8
17	PACZZ	96906	MS51971-2	NUT,PLAIN,HEXAGON 5/16-18 X 8 INCH	6
19	PACZZ	96906	MS51971-5	NUT,PLAIN,HEXAGON	4
20	PACZZ	96906	MS35307-409	SCREW,CAP,HEXAGON H CRES 1/2-13	4
22	PACZZ	96906	MS51971-5	NUT,PLAIN,HEXAGON	4
23	PACZZ	96906	MS35307-411	SCREW,CAP,HEXAGON H CRES 1/2-13 X 1 1/4	4
24	PACZZ	96906	MS51971-3	NUT,PLAIN,HEXAGON	4
25	PACZZ	96906	MS35307-362	SCREW,CAP,HEXAGON H CRES 3/8-16 X 1 1/4	4
26	PACZZ	96906	MS24665-370	PIN,COTTER	2
27	XDCZZ	80064	128-4661547-29	PIN PIVOT 3/8X6-3/4	1
28	XDCZZ	80064	128-4661547DET3A .	YARDARM HINGED W/LT	1
29	PACZZ	96906	MS51971-3	NUT,PLAIN,HEXAGON	3
30	PACZZ	96906	MS35307-362	SCREW,CAP,HEXAGON H CRES 3/8-16 X 1 1/4	3
31	PACZZ	96906	MS51971-3	NUT,PLAIN,HEXAGON	24
32	PACZZ	96906	MS35307-360	SCREW,CAP,HEXAGON CRES 3/8-16 X 1.	24
33	PACZZ	96906	MS51971-1	NUT,PLAIN,HEXAGON	4
34	PACZZ	96906	MS35307-306	SCREW,CAP,HEXAGON H CRES 1/4-20 X 3/4	4
35	PACZZ	96906	MS51971-3	NUT,PLAIN,HEXAGON	4
36	ACZZ	96906	MS35307-362	SCREW,CAP,HEXAGON H CRES 3/8-16 X 1 1/4	4
37	PACZZ	96906	MS24665-363	PIN,COTTER	1
38	PACZZ	96906	MS51971-14	NUT,PLAIN,HEXAGON 1/2-6	1
39	XDCZZ	80064	128-4661547-71	SCREW CAP HEX HD CRES 1 1/2-6 X 8 1/2	1
40	XDCZZ	80064	128-4661547-74	WASHER TEFLON 1-9/16 ID X 2 OD X 1/8 THK	2
42	PACZZ	96906	MS15721-1	FITTING,LUBRICATION 1	
43	PACZZ	96906	MS24665-357	PIN,COTTER 1/8 X 1-1/2 IN	2
44	PACZZ	96906	MS51971-5	NUT,PLAIN,HEXAGON CRES	2
45	XDCZZ	96906	MS35307-	SCREW CAP HEX HD CRES 1/2-13 X 6 3/4	2
47	PACZZ	96906	MS51971-8	NUT,PLAIN,HEXAGON	4
48	XDCZZ	96906	MS35307-488	SCREW,CAP,HEXAGON CRES 3/4-10 X 1 3/4	4
51	PACZZ	96906	MS15721-1	FITTING,LUBRICATION	2

SECTION II

TM 55-1905-220-20P

(1) ITEM NO	(2) SMR CODE	(3) CAGEC	(4) PART NUMBER	(5) DESCRIPTION AND USABLE ON CODES(UOC)	(6) QTY
52	XDCZZ	80064	128-4661547-81	BOLT TOGGLE 1/2 IN X 3 IN	1

END OF FIGURE

263-2

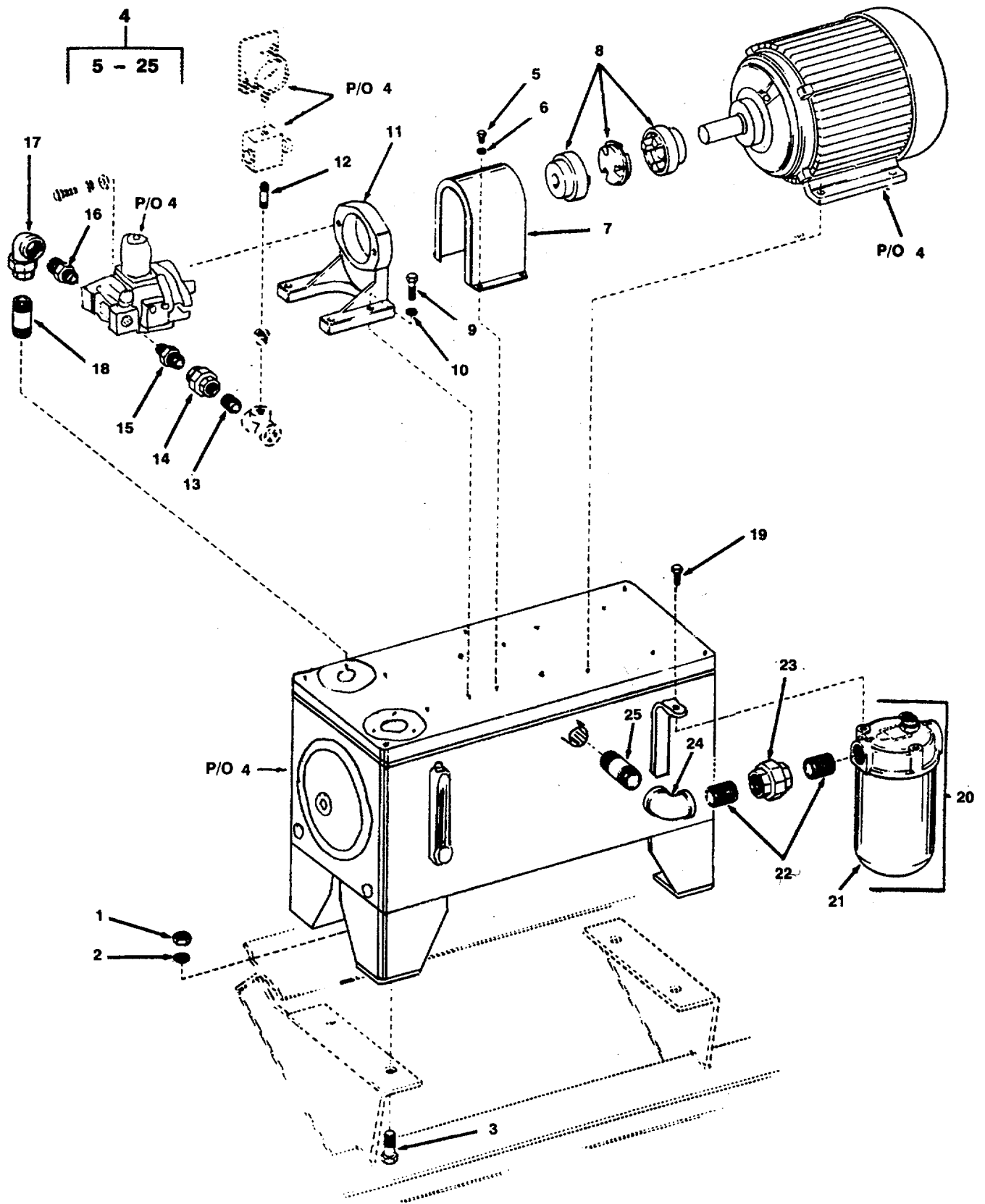


Figure 264. Hydraulic Power Unit

(1) ITEM NO	(2) SMR CODE	(3) CAGEC	(4) PART NUMBER	(5) DESCRIPTION AND USABLE ON CODES(UOC)	(6) QTY
GROUP 07 SHIP HYDRAULIC SYSTEM					
FIG. 264 HYDRAULIC POWER UNIT					
1	PACZZ	96906	MS51967-21	NUT,PLAIN,HEXAGON	4
2	XDCZZ	96906	MS35338-50	WASHER,LOCK4
3	PACZZ	96906	MS90725-162	SCREW,CAP,HEXAGON	4
4	XDCHH	77521	930189	POWER UNIT HYDRAULIC 2GPM 850PSI	1
5	PACZZ	96906	MS90725-62	SCREW,CAP,HEXAGON H	4
6	PACZZ	96906	MS35338-46	WASHER,LOCK4
7	XDCZZ	77521	449812	GUARD COUPLING	1
8	XDCZZ	14204	A200	COUPLING FLEXIBLE 7/8 INCH BORE	1
9	XDCZZ	96906	MS90725-113	SCREW,CAP,HEXAGON H	4
10	XDCZZ	96906	MS35338-48	WASHER,LOCK4
11	XDCZZ	77521	PVQ-06-20B	BRACKET PUMP MOUNTING	1
12	XDCZZ	96906	MS51953-11	NIPPLE,PIPE	1
13	XDCZZ	81348	WWN351 TYPE 1	NIPPLE,PIPE	1
14	XDCZZ	96906	MS90521-5	UNION PIPE STEEL BRASS INSERT 3/4	1
15	XDCZZ	77521	407364	NPT ADAPTER PIPE THREAD	1
16	XDCZZ	77521	493064	ADAPTER PIPE THREAD	1
17	PACZZ	96906	MS39230-5	ELBOW,PIPE 3/4 NPT	1
18	PACZZ	96906	MS51953-97	NIPPLE,PIPE	1
19	PACZZ	96906	MS90725-60	SCREW,CAP,HEXAGON H	1
20	XDCZZ	06816	HH9500-B16-UJRAD	.FILTER RETURN LINE W/BYPASS 10	1
21	PACZZ	37099	PH725	MICRON	1
22	PACZZ	96906	MS51953-121	FILTER ELEMENT,FLUI SPIN-ON 1 REPLACEABLE 10 MICRON	1
23	XDCZZ	96906	MS90521-6	NIPPLE,PIPE 2 UNION PIPE STEEL BRASS INSERT INPT	1
24	PACZZ	96906	MS51845-6	ELBOW,PIPE	1
25	PACZZ	96906	MS51953-125	NIPPLE,PIPE	1

END OF FIGURE

264-1

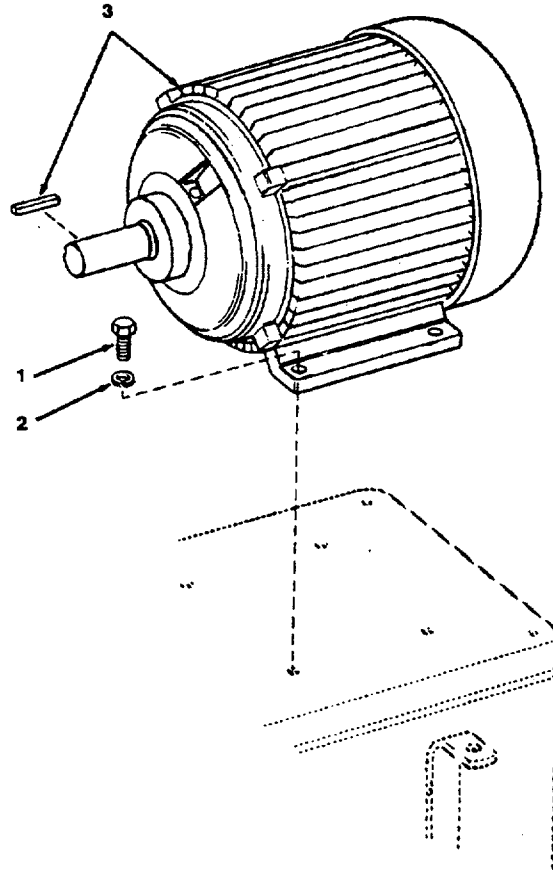


Figure 265. Hydraulic Pump Motor

SECTION II

TM 55-1905-220-20P

(1) ITEM NO	(2) SMR CODE	(3) CAGEC	(4) PART NUMBER	(5) DESCRIPTION AND USABLE ON CODES(UOC)	(6) QTY
GROUP 07 SHIP HYDRUALIC SYSTEM					
FIG. 265 HYDRAULIC PUMP MOTOR					
1	PACZZ	96906	MS90725-110	SCREW,CAP,HEXAGON	4
2	XDCZZ	96906	MS35338-48	WASHER.LOCK4
3	XDCHH	92640	FRAME 182T	MOTOR ELECTRIC 3HP 1800 RPM 440V 60HZ 3 PHASE FRAME 182T CONTINU OUS DUTY 50 DEGREE C AMBIENT TEFC	1

END OF FIGURE

265-1

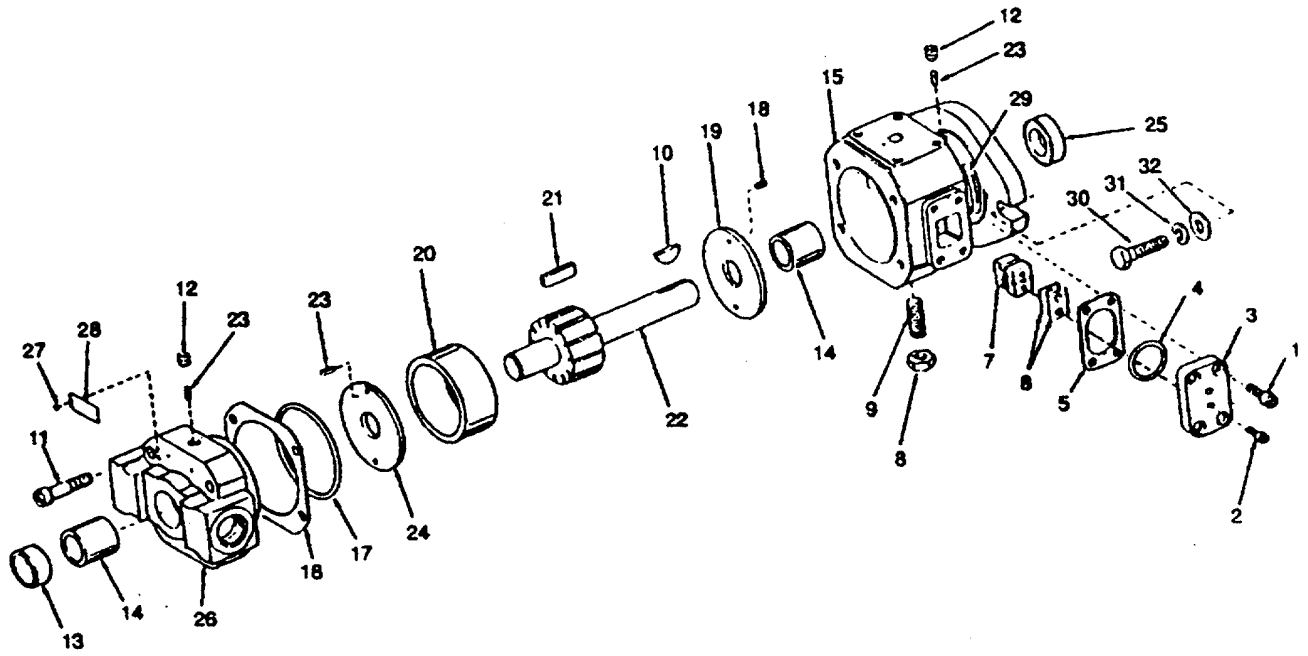


Figure 266. Hydraulic Pump.

SECTION II

TM 55-1905-220-20P

(1) ITEM NO	(2) SMR CODE	(3) CAGEC	(4) PART NUMBER	(5) DESCRIPTION AND USABLE ON CODES(UOC)	(6) QTY
GROUP 07 SHIP HYDRAULIC SYSTEM					
FIG. 266 HYDRAULIC PUMP					
	XDCHZ	77521	PV4-PSEJ-06-ERM	PUMP HYDRAULIC VANE FLANGE MOUNTED	1
27	XDCZZ	77521	401296	SCREW,DRIVE 4
28	XDCZZ	77521	490997	PLATE IDENTIFICATION	1
29	XDCZZ	77521	400599	PLATE IDENTIFICATION DIRECTIONAL.	1
30	XDCZZ	96906	MS90725-64	SCREW,CAP,HEXAGON H	2
31	PACZZ	96906	MS35338-46	WASHER,LOCK 2
32	PACZZ	96906	MS27183-13	WASHER,FLAT 2

END OF FIGURE

266-1

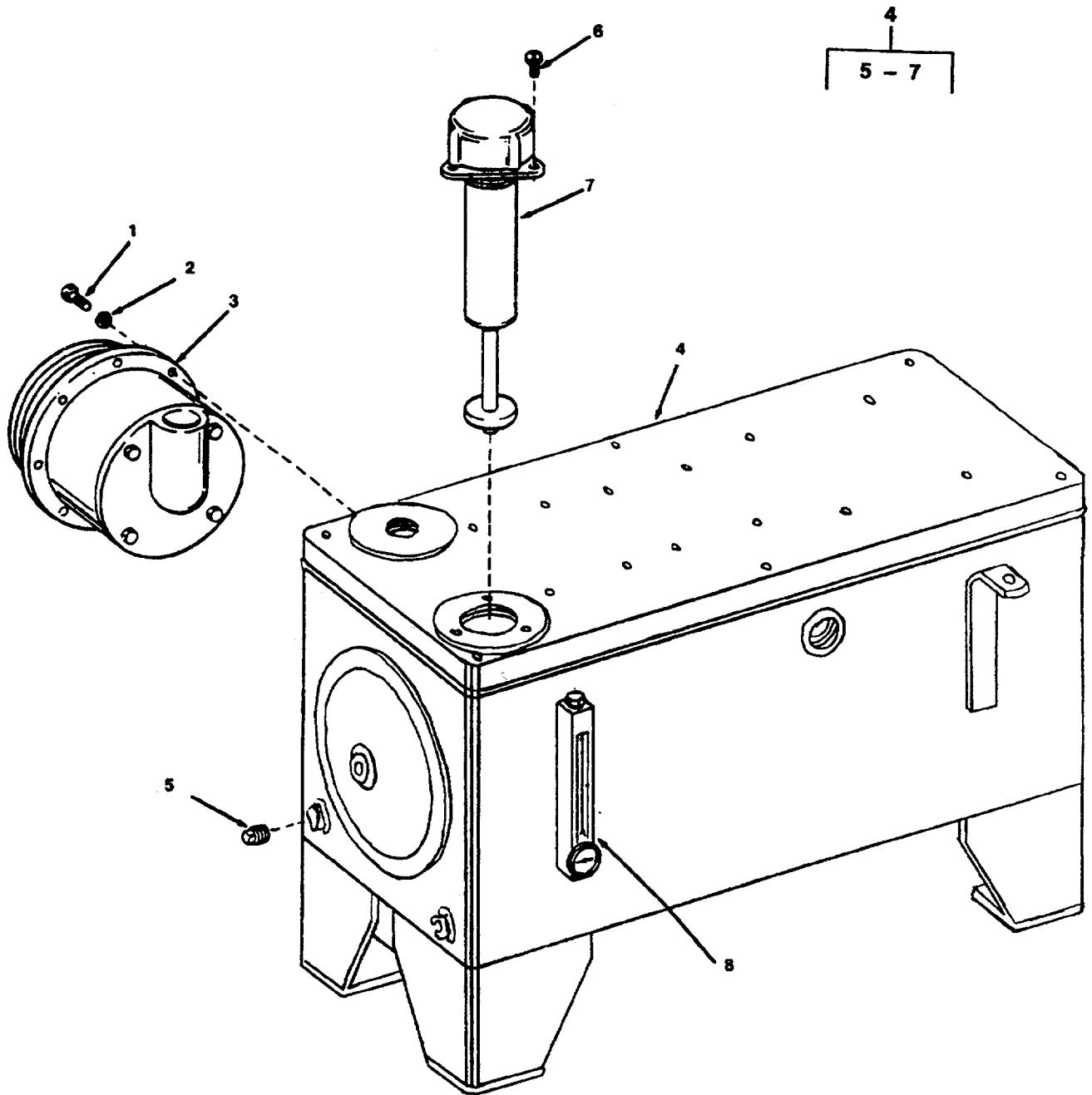


Figure 268. Hydraulic Reservoir

SECTION II

TM 55-1905-220-20P

(1) ITEM NO	(2) SMR CODE	(3) CAGEC	(4) PART NUMBER	(5) DESCRIPTION AND USABLE ON CODES(UOC)	(6) QTY
GROUP 07 SHIP HYDRAULIC SYSTEM					
FIG. 268 HYDRAULIC RESERVOIR					
1	PACZZ	96906	MS90725-34	BOLT.MACHINE8
2	XDCZZ	96906	MS35338-45	WASHER.LOCK8
3	XDCZZ	77521	443151	FILTER.FLUID SUBMERGED 149MICRON	1
				CLEANABLE ELEMENT W/INDICATOR AND BYPASS	
5	ACZZ	96906	MS20913-4S	PLUG,PIPE	2
6	PACZZ	80204	B1821BH031C075N	BOLT,MACHINE3
7	XDCZZ	77521	930189-FILER CAP ..	CAP FILLER WITH SCREEN AND MAGNET	1
8	XDCZZ	77521	930189-SIGHT GAG .. E	GAGE SIGHT OIL LEVEL WITH	1
				THERMOME ER	

END OF FIGURE

268-1

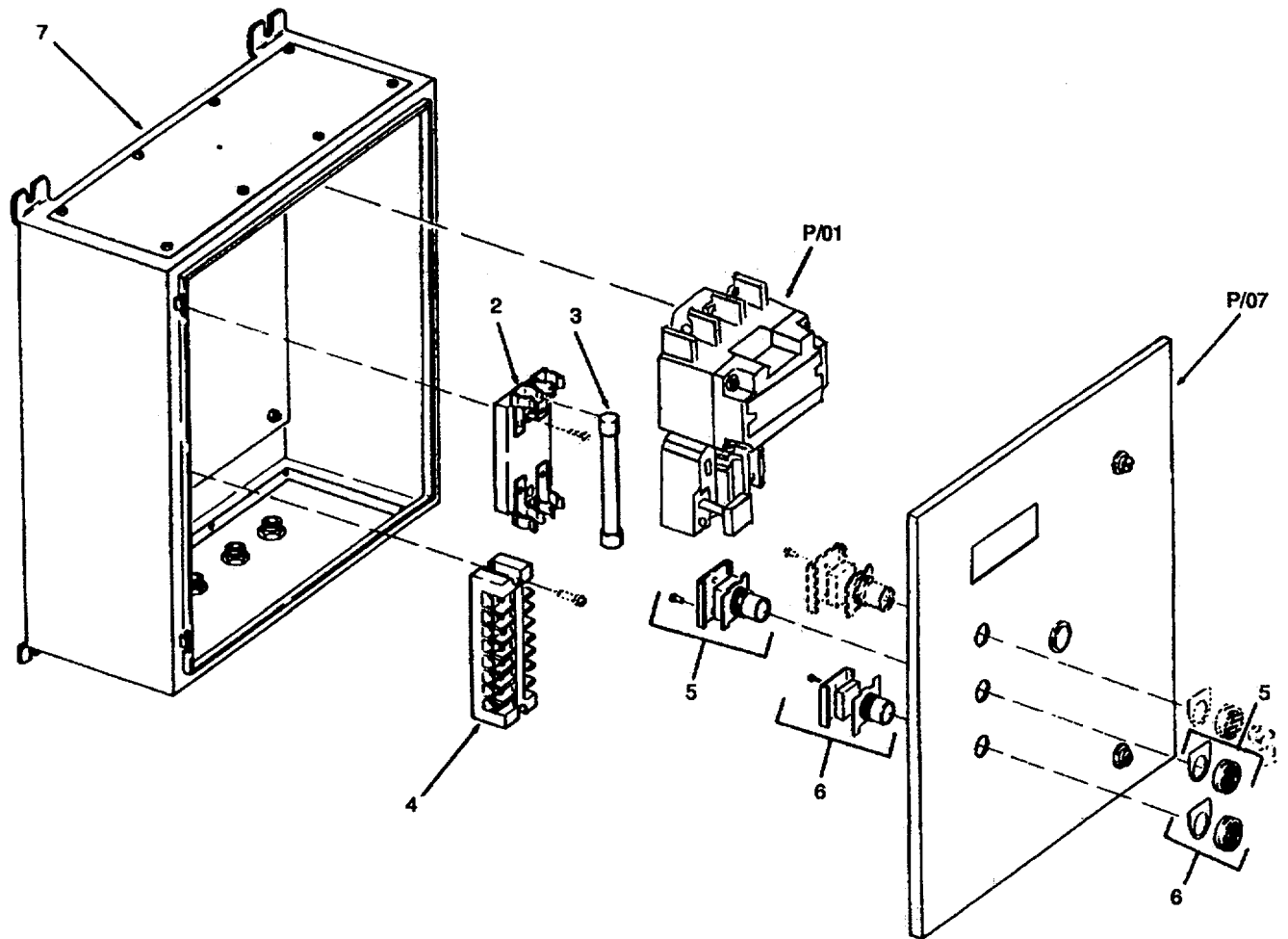


Figure 269. Motor Controller.

SECTION II

TM 55-1905-220-20P

(1) ITEM NO	(2) SMR CODE	(3) CAGEC	(4) PART NUMBER	(5) DESCRIPTION AND USABLE ON CODES(UOC)	(6) QTY
GROUP 07 SHIP HYDRAULIC SYSTEM					
FIG. 269 MOTOR CONTROLLER					
1	XDCHH	27192	6862ED1849	CONTROLLER AC MAGNETIC 440VAC 3 PH	1
3	PACZZ	27192	611-683	60 HERTZ CENTRAL HYDRAULIC SY STEM FUSE.CARTRIDGE	2

END OF FIGURE

269-1

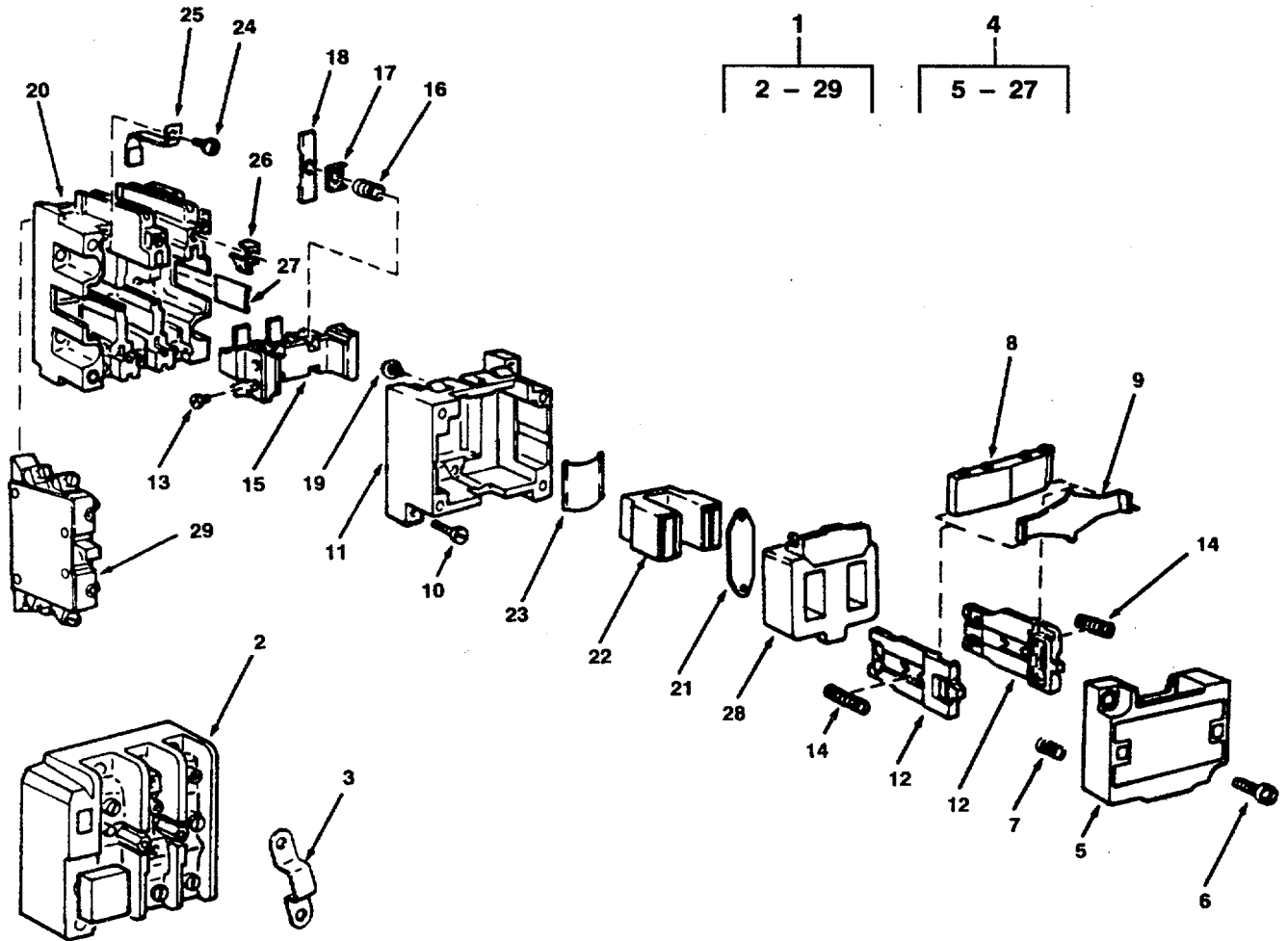


Figure 270. Motor Starter

(1) ITEM NO	(2) SMR CODE	(3) CAGEC	(4) PART NUMBER	(5) DESCRIPTION AND USABLE ON CODES(UOC)	(6) QTY
GROUP 07 SHIP HYDRAULIC SYSTEM					
FIG. 270 MOTOR STARTER					
1	XDCHH	27192	A10BNO	STARTER 3 POLE 3 PH C 965 SIZE 0	1
2	XDCZZ	27192	10-3523-5	RELAY OVERLOAD	1
3	XDCZZ	27192	25-2217	CONNECTOR OVERLOAD RELAY	1
6	XDCZZ	27192	9-1887-19	COIL,ELECTRICAL	2
7	XDCZZ	27192	69-2508	SPRING COVER	4
9	XDCZZ	27192	69-2765	PLATE SPRING	1
13	XDCZZ	27192	11-2378	SCREW PAN HEAD 6-32	4
14	PACZZ	27192	69-2507	SPRING,HELICAL FRAME	2
16	KFCZZ	27192	69-2715	SPRING,HELICAL,COMP CONTACT PART	3
17	KFCZZ	27192	55-1956	OF KIT P/N 6-22-2	
18	KFCZZ	27192	23-3480	RETAINER,SPRING PART OF KIT P/N 6	3
19	XDCZZ	27192	11-2515	-22-2.....	
21	XDCZZ	27192	19-1723	CONTACT MOVABLE PART OF KIT P/N 6	3
24	KFCZZ	27192	11-2280	-22-2.....	
25	KFCZZ	27192	23-3479	SCREW PAN HEAD 8-32	1
26	XDCZZ	27192	55-1681	STRAP	1
28	PACZZ	27192	9-1887-19	SCREW CONTACT PART OF KIT P/N 6-	6
	PACZZ	27192	6-22-2	22-2.....	
				CONTACT,ELECTRICAL PART OF KIT	6
				P/N 6-22-2	
				CLIP COIL TERMINAL	2
				COIL,ELECTRICAL	1
				..CONTACT KIT,ELECTRI CONTACTS	1
				CONTACT MOVABLE	(3) 270-18
				CONTACT,ELECTRICAL	(6) 270-25
				RETAINER,SPRING	(3) 270-17
				SCREW CONTACT	(6) 270-24
				SPRING,HELICAL,COMP	(3) 270-16
				END OF FIGURE	

270-1

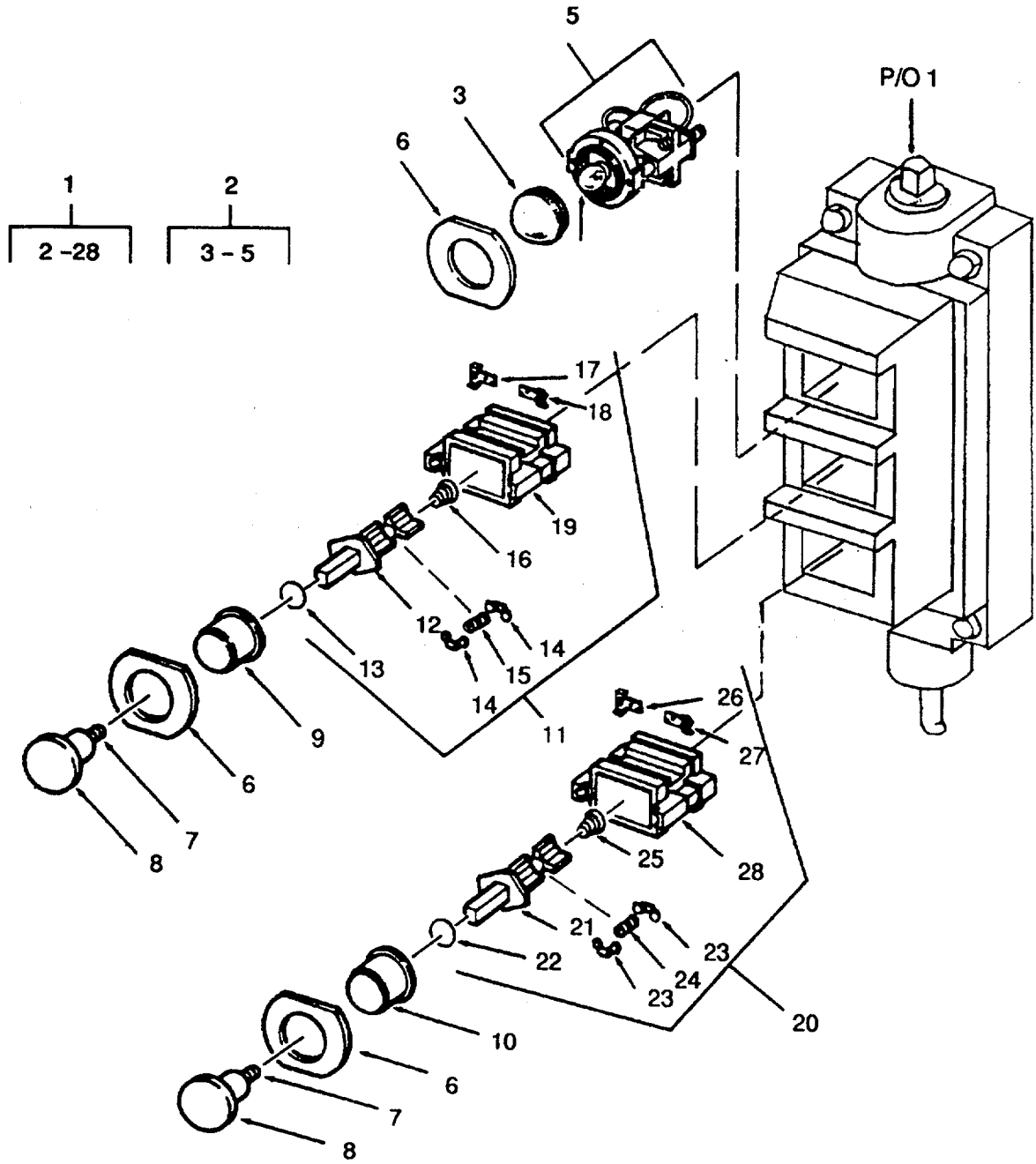


Figure 271. Position Element Control Station.

SECTION II

TM 55-1905-220-20P

(1) ITEM NO	(2) SMR CODE	(3) CAGEC	(4) PART NUMBER	(5) DESCRIPTION AND USABLE ON CODES(UOC)	(6) QTY
GROUP 07 HYDRAULIC SYSTEM					
FIG. 271 3-POSITION ELEMENT CONTROL STATION					
1	XDCHH	27192	6881ED103-18	STATION CONTROL 3 ELEMENT	1
2	XDCHZ	27192	86-1142-2	LIGHT ASSEMBLY INDICATING 440 VAC 60 HZ	1
3	XDCZZ	27192	28-166	LENS INDICATING LIGHT (RED)	1
4	PACZZ	96906	MS15572-1	LAMP.INCANDESCENT BAYONET BASE	1
6	XDCZZ	27192	27-272	GASKET PUSHBUTTON	2
7	XDCZZ	27192	911-330F1	SCREW DIAPHRAGM	Z
8	XDCZZ	27192	16-889	DIAPHRAGM PUSHBUTTON	2
10	XDCZZ	27192	53-500-2	PUSHBUTTON (BLACK)	1

END OF FIGURE

271-1

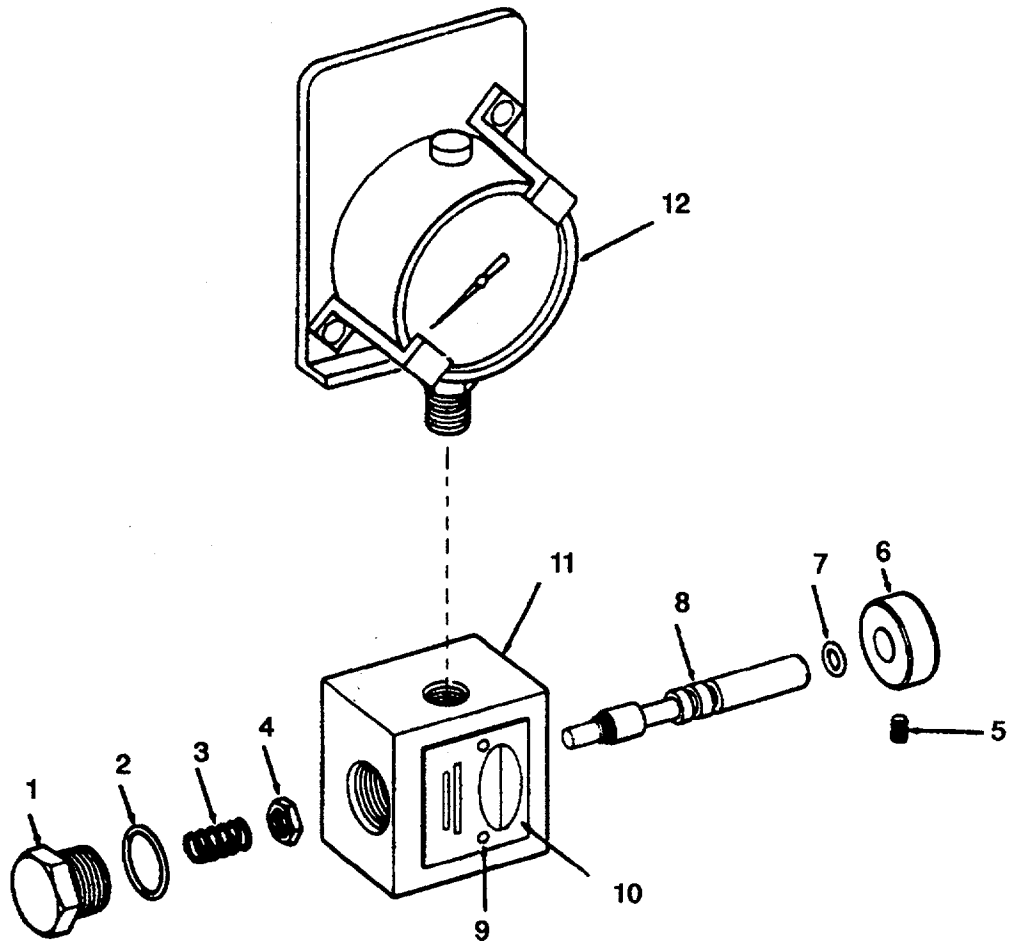


Figure 272. Pressure Gage and Isolator.

SECTION II

TM 55-1905-220-20P

(1) ITEM NO	(2) SMR CODE	(3) CAGEC	(4) PART NUMBER	(5) DESCRIPTION AND USABLE ON CODES(UOC)	(6) QTY
GROUP 07 SHIP HYDRAULIC SYSTEM					
FIG. 272 PRESSURE GAUGE AND ISOLATOR					
9	XDCZZ	77521	401296	SCREW,DRIVE IDENTIFICATION PLATE.	2
10	XDCZZ	77521	407483	PLATE IDENTIFICATION	1
12	XDCZZ	97576	G1500-25	GAGE PRESSURE	1

END OF FIGURE

272-1

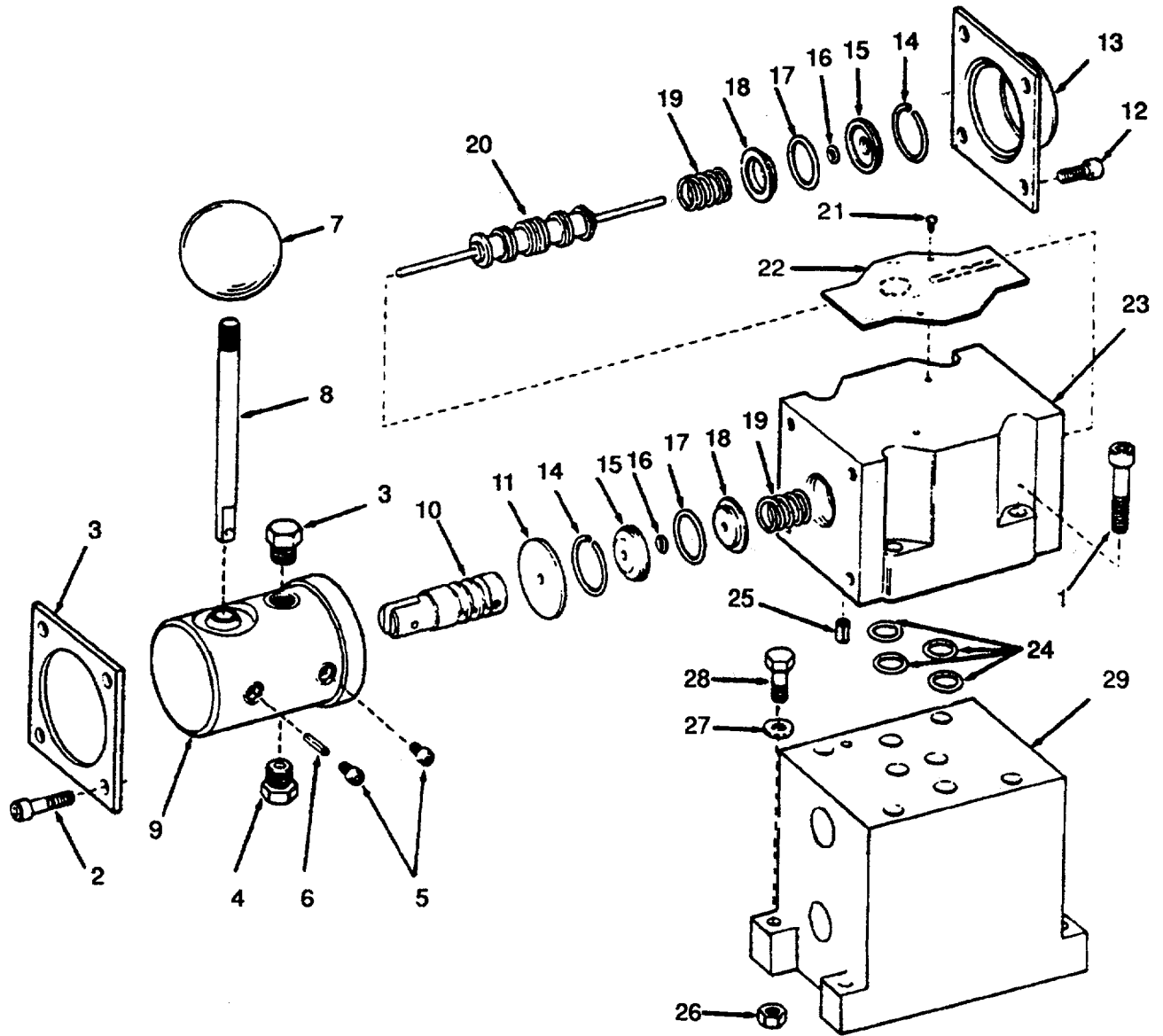


Figure 273. Directional Control Valve and Subplate.

SECTION II

TM 55-1905-220-20P

(1) ITEM NO	(2) SMR CODE	(3) CAGEC	(4) PART NUMBER	(5) DESCRIPTION AND USABLE ON CODES(UOC)	(6) QTY
GROUP 07 SHIP HYDRAULIC SYSTEM					
FIG. 273 DIRECTIONAL CONTROL VALVE AND SUBPLATE					
	PBCFF	58956	VM5M-3L-10A	VALVE DIRECTIONAL CONTROL	1
7	XDCZZ	77521	408561	KNOB CONTROL LEVER	1
8	XDCZZ	77521	308525	LEVER CONTROL.....	1
9	XDCZZ	77521	778115	CAP ASSEMBLY END OPERATING LEVER	1
10	XDCZZ	77521	308523	STEM DETENT CONTROL	1
11	DCZZ	77521	308526	WASHER FLAT END CAP	1
21	XDCZZ	77521	401296	SCREW,DRIVE IDENTIFICATION PLATE	2
22	XDCZZ	77521	491272	PLATE IDENTIFICATION	1
26	ACZZ	96906	MS35649-202	NUT,PLAIN,HEXAGON	4
27	PACZZ	96906	MS35338-43	WASHER,LOCK4
28	XDCZZ	80064	516-4661633-43	SCREW CAP HEX HEAD STEEL 10-24X1-1/	4
				4 CD PL	
29	XDCZZ	77521	D4K-02A	SUBPLATE DIRECTIONAL CONTROL VALVE.	1
	PACZZ	58956	MD01-38-S1	PLATE,ADAPTER,MTG. DIRECTIONAL	1
				CONTROL VALVE	
	PACZZ	58956	BD01-250-24-100	KIT,BOLT,MOUNTING DIRECTIONAL	1
				CONTROL VALVE	
				END OF FIGURE	

273-1

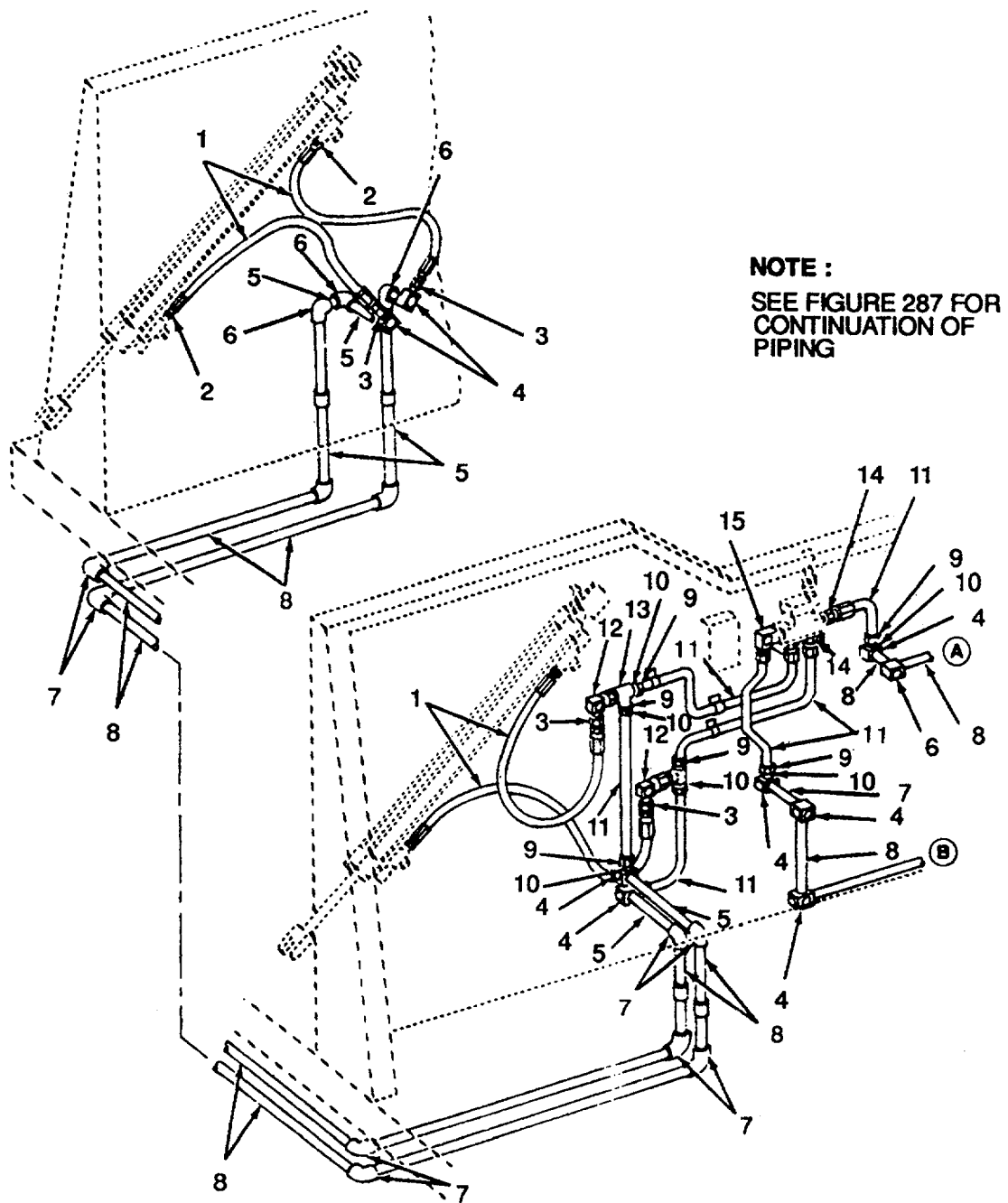


Figure 275. Stern Gate Hydraulic System Piping.

(1) ITEM NO	(2) SMR CODE	(3) CAGEC	(4) PART NUMBER	(5) DESCRIPTION AND USABLE ON CODES(UOC)	(6) QTY
GROUP 07 SHIP HYDRAULIC SYSTEM					
FIG. 275 STERN GATE HYDRAULIC SYSTEM PIPING					
1	XDCZZ	81349	MS52471/5-8	HOSE, NONMETALLIC SYNTHETIC 1/2IN ID X 3IN L	4
2	XDCZZ	00624	4722-8-8S	ADAPTER, STRAIGHT 1/2IN HOSE ID STEEL	4
3	XDCZZ	00624	4721-8-8S	ADAPTER, STRAIGHT 1/2IN HOSE ID STEEL, SWIVEL	4
4	XDCZZ	81349	8-8-070203	ELBOW, 90DEG, FEMALE 1/2IN PIPE X 1/2IN TUBE OD, 37 DEGREES-	6
6	XDCZZ	63220	SW-229-1-2-IWIPS	ELBOW, 90 DEG F STL, 3000 LB, S.W., NOM PIPE, 90 DEGREES, 1/2IN	7
7	XDCZZ	63220	SW229-1/2	ELBOW SOCKET WELD 90 DEG 1/2 IN 3000LB	15
9	PACZZ	00624	FC2875-085	NUT VERSA-FLARE TUBE, 1/2IN TUBE OD.	12
10	XDCZZ	00624	FF9605-08S	TUBE, METALLIC VERSA-FLARE TUBE, 1/2IN TUBE OD	12
11	XDCZZ	97403	GR 1010	TUBING HYD, 1/2IN OD X 16 G. SEAMLESS STEEL	13
12	XDCZZ	81343	8-8-070221CA	ELBOW, 90DEG 1/2IN TUBE OD 37 DEGREES, 1/2IN TUBE OD 37 DEGREES SWIVEL STEE	2
13	PACZZ	81343	8-8-8-070401	TEE, UNION 1/2FT TUBE OD, 37 DEGREES STEEL	2
14	XDCZZ	81343	8-4-070102	CONNECTOR, STRAIGHT MALE, 1/4IN PIPE X 1/2IN TUBE OD, 37 DEGREES STEEL	3
15	XDCZZ	81343	8-4-070202	ELBOW, 90DEG MALE, 1/4IN PIPE X 1/2IN TUBE OD, 37 DEGREES STEEL	1

END OF FIGURE

275-1

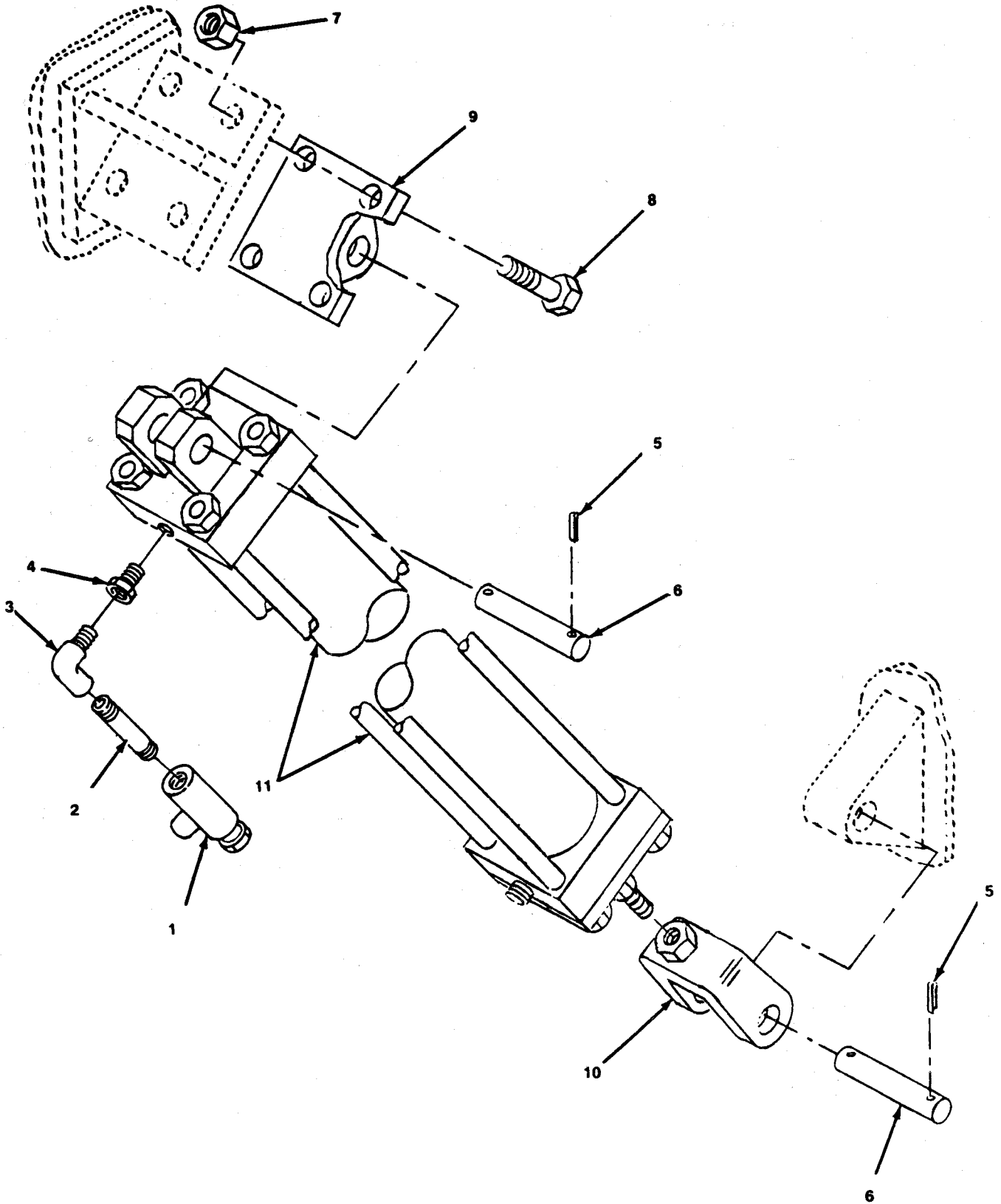


Figure 276. Stern Gate Hydraulic Cylinder (Sheet 1 of 2)

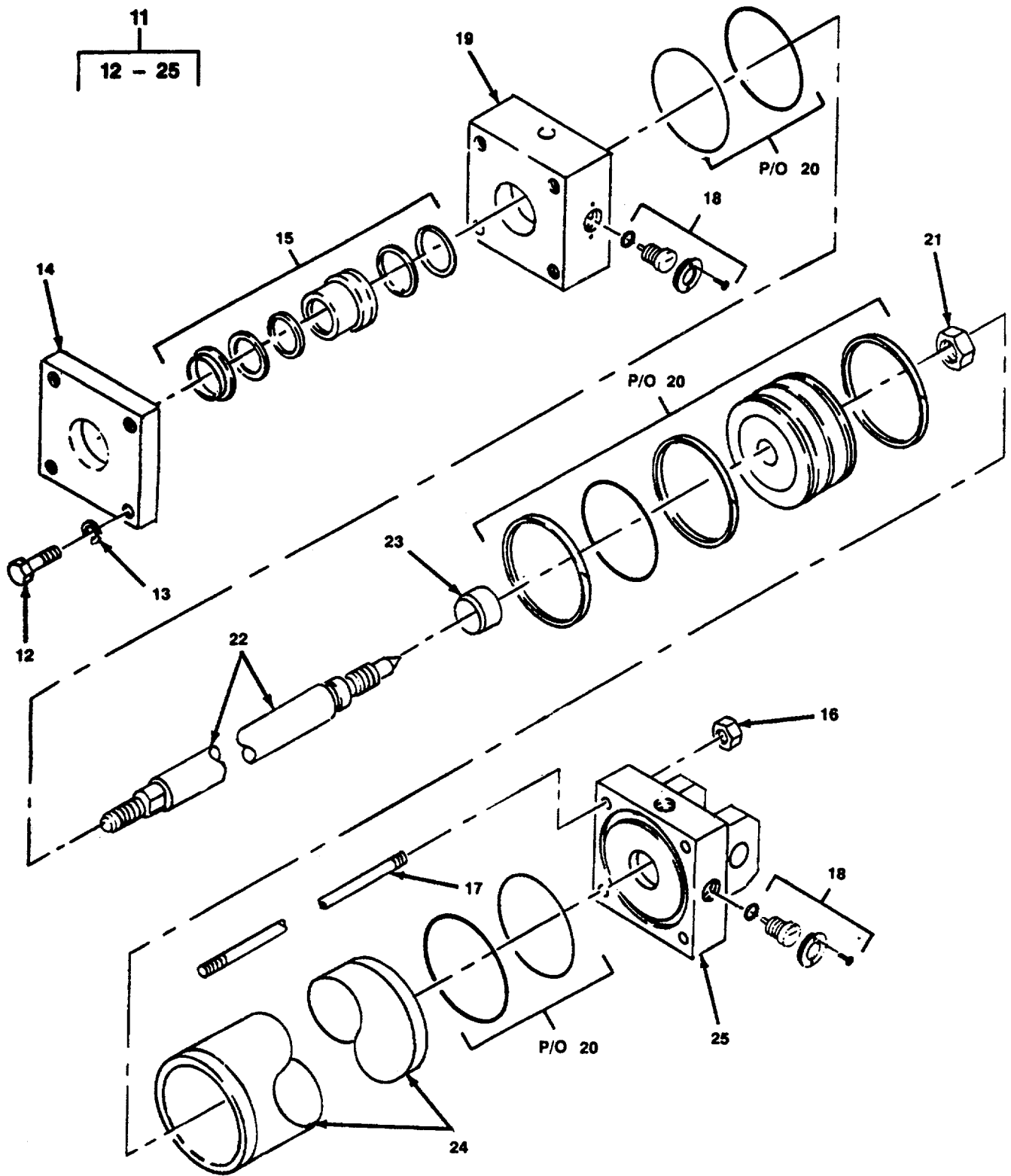


Figure 276. Stern Gate Hydraulic Cylinder (Sheet 2 of 2)

(1) ITEM NO	(2) SMR CODE	(3) CAGEC	(4) PART NUMBER	(5) DESCRIPTION AND USABLE ON CODES(UOC)	(6) QTY
GROUP 07 SHIP HYDRAULIC SYSTEM					
FIG. 276 STERN GATE HYDRAULIC CYLINDER					
1	XDCZZ	09990	F800S	VALVE,CALIBRATED FL	4
3	XDCZZ	81343	12-8-140237	ELBOW 90 DEGREES,MALE,3/4IN X 1/	4
4	XDCZZ	81343	12-8-140140CA	2IN PIPE	4
5	PACZZ	96906	MS9245-47	REDUCER IMPEL TO SHAFT	4
6	ACZZ	65035	J 800019	PIN,COTTER	4
7	PACZZ	96906	MS51922-49	PIN,PIVOT	4
8	PACZZ	80204	B1821BH063C200N	NUT,SELF-LOCKING,HE	8
10	XDCZZ	65035	J 800003	SCREW,CAP,HEXAGON H	8
11	XDCOO	65035	MP1-HH	CLEVIS,FEMALE ROD 1-14 FEMALE	2
12	DCZZ	96906	MS90728-29 .	THREAD.....	2
13	XDCZZ	96906	MS35338-50 .	CYLINDER,HYDRAULIC 3-1/4 IN BORE X	4
14	XDCZZ	65035	105058-0007	29-1/2 IN S1ROKE, 1-3/8 IN ROD DIA	4
15	PACZZ	65035	P105946	BOLT,MACHINE	4
16	XDCZZ	65035	P105000-1020 .	WASHER,LOCK	4
17	XDCZZ	65035	P105463-0294 .	PLATE,RETAINER,HEAD	1
18	PACZZ	65035	P105401	PARTS KIT,LINEAR AC ROD CARTRIDGE	1
19	XDCZZ	65035	P108696 .	KIT WITH BEARING	1
20	PACZZ	65035	P107398 .	NUT,SELF-LOCKING	4
21	XDCZZ	65035	P49605-0018	ROD,TIE,CYLINDER	4
22	XDCZZ	65035	P210000-3294 .	PARTS KIT,SAFETY RE KIT, NEEDLE	2
23	PACZZ	65035	P105056-0001 .	VALVE.....	1
24	XDCZZ	65035	P105047-0294 .	HEAD	1
25	XDCZZ	5035	P10538-0102 .	PARTS KIT,SEAL REPL TUBE KIT	1
				NUT 1/4IN-20 UNC-2A X 1 IN LONG	1
				CRES	
				ROD,PISTON	1
				CUSHION,BEARING	1
				CYLINDER	1
				CAP.....	2

END OF FIGURE

276-1

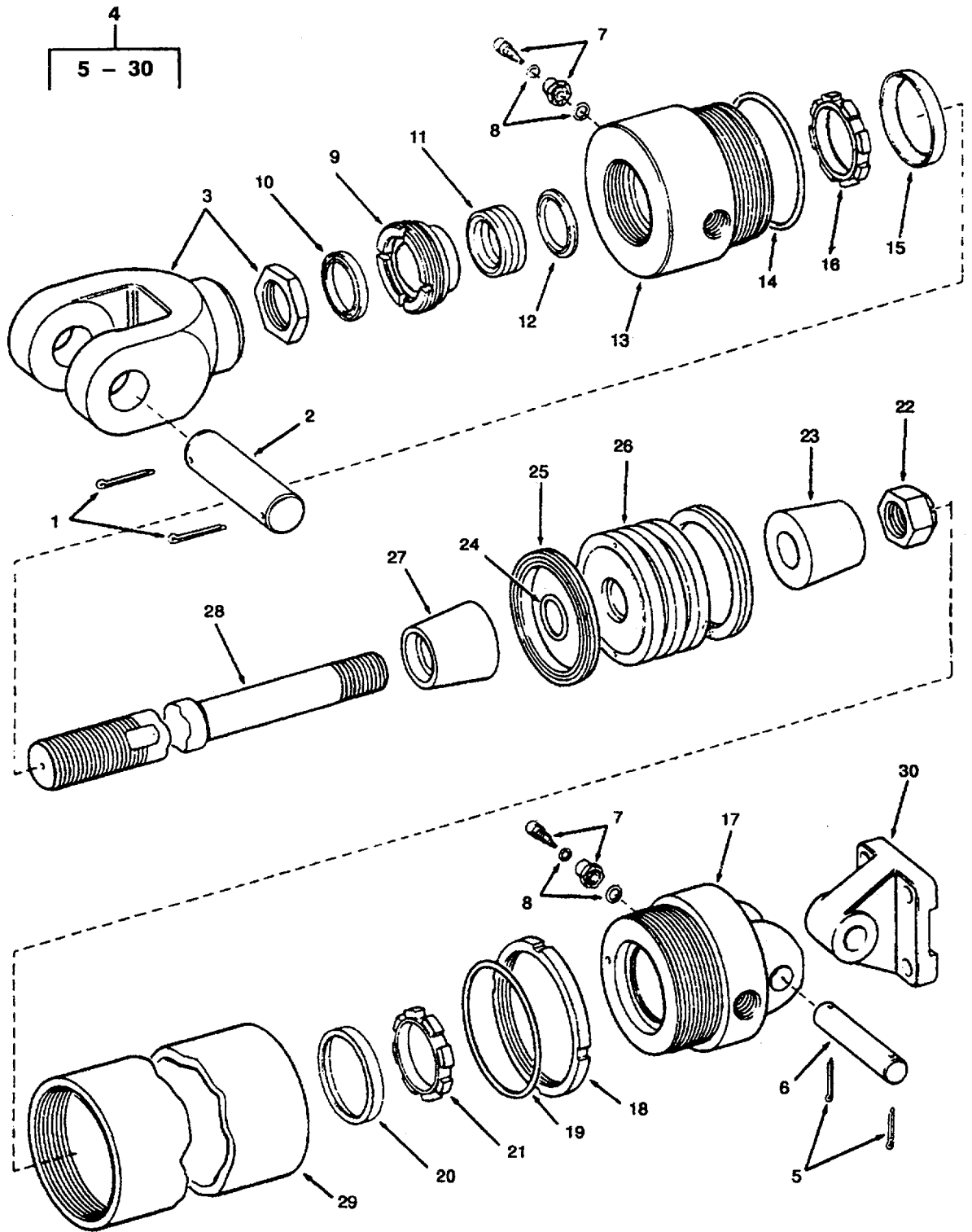


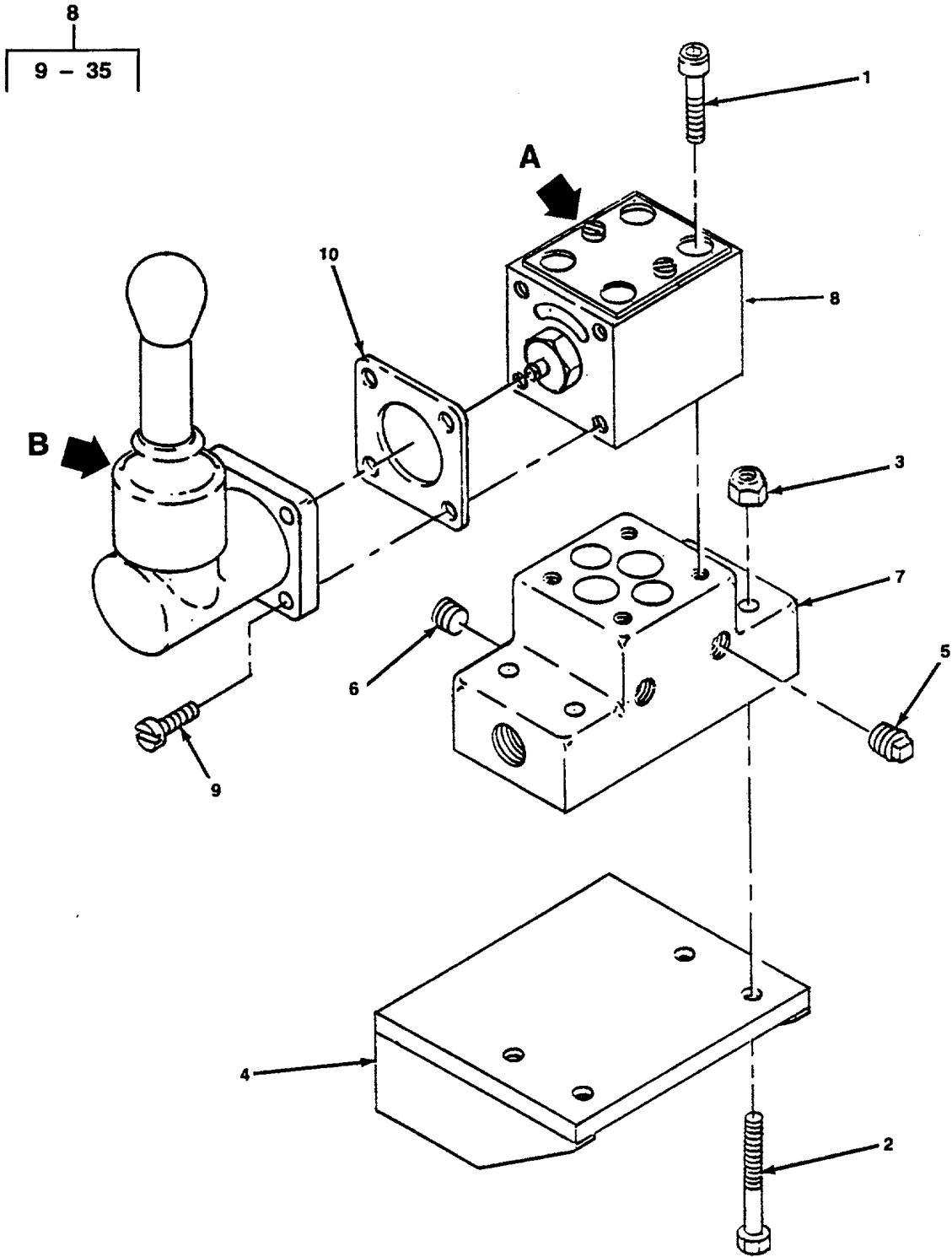
Figure 277. Mast Hydraulic Cylinder

SECTION II

TM 55-1905-220-20P

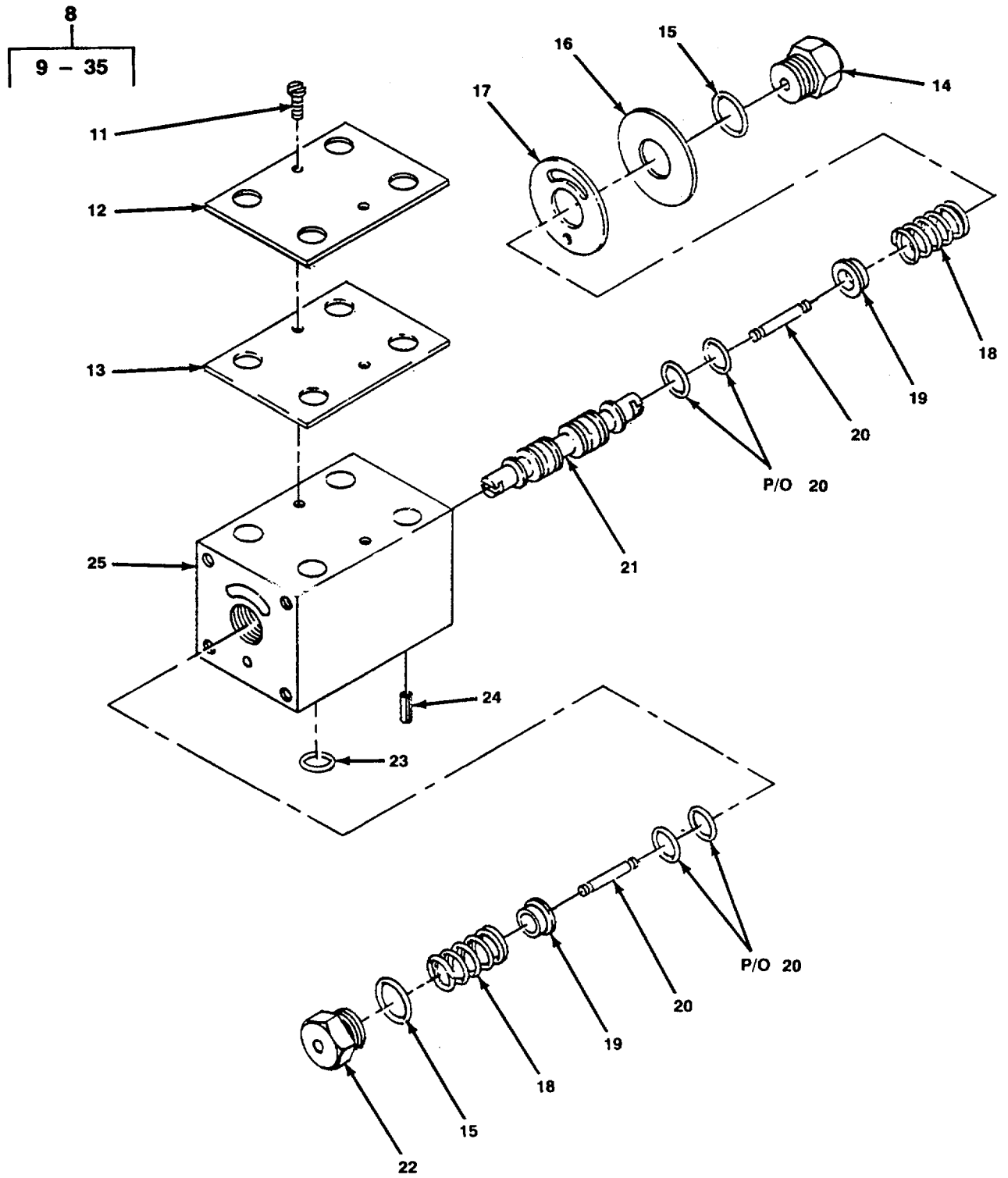
(1) ITEM NO	(2) SMR CODE	(3) CAGEC	(4) PART NUMBER	(5) DESCRIPTION AND USABLE ON CODES(UOC)	(6) QTY
				GROUP 07 SHIP HYDRAULIC SYSTEM	
				FIG. 277 MAST HYDRAULIC CYLINDER	
1	PACZZ	96906	MS9245-66	PIN,COTTER.....	2
2	XDCZZ	60285	SM-83-6	PIN INCH DIAMETER	1
3	XDCZZ	60285	SM-662	CLEVIS,ROD END HYDRAULIC CYLINDER	1
				1-1/2-12 THREAD.....	
4	XDCHH	60285	LSM3-49135	CYLINDER ASSEMBLY HYDRAULIC 4 INCH.	1
5	PACZZ	96906	MS9245-66	PIN,COTTER.....	2
6	XDCZZ	60285	SM-83-6	PIN INCH DIAMETER	1
7	XDCZZ	60285	SM-95-3-E	SCREW ADJUSTING CUSHION HYDRAULIC	2
				CYLINDER	
8	PACZZ	60285	5145-006	PACKING.PREFORMED SCREW	2

END OF FIGURE



8
9 - 35

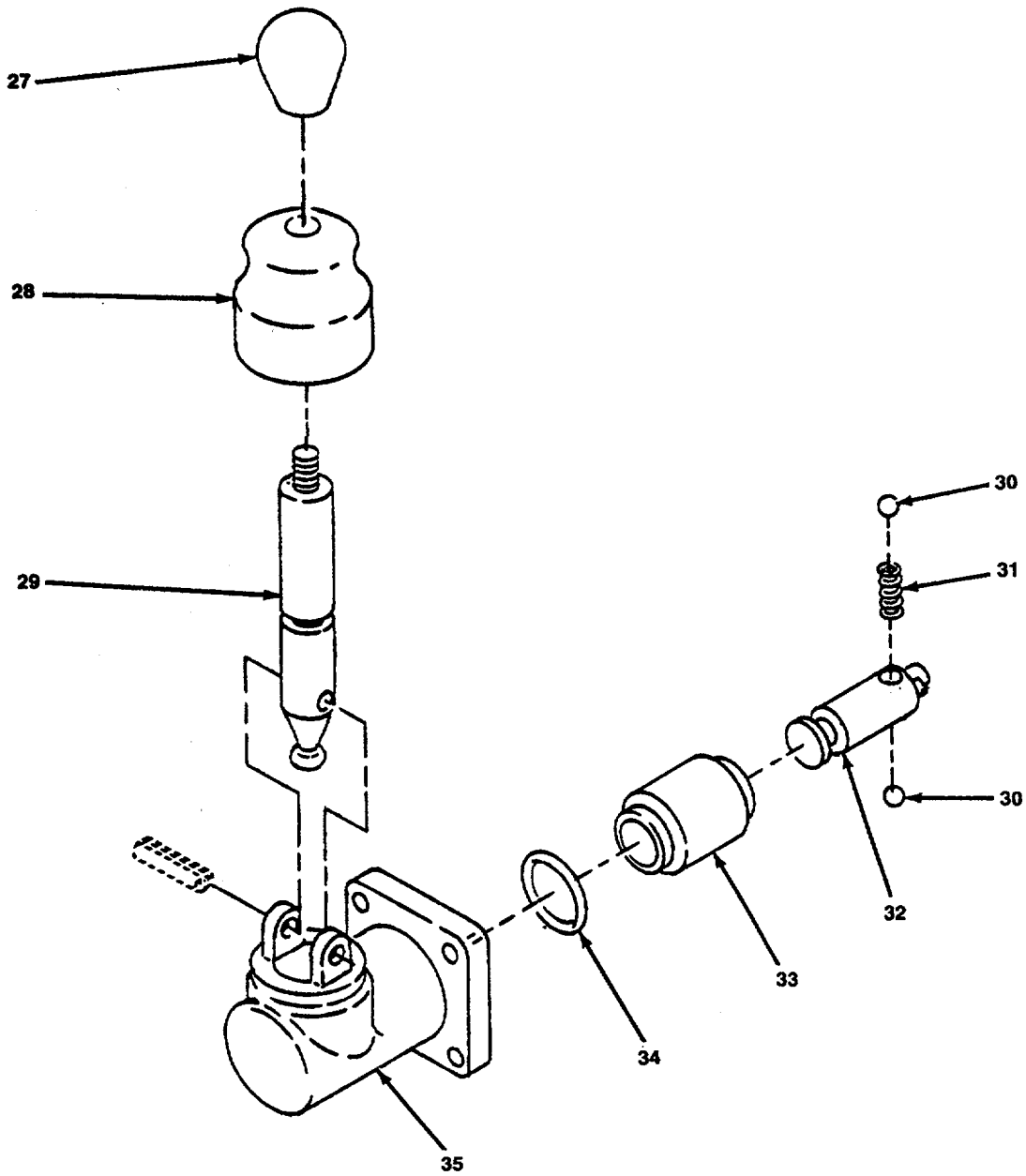
Figure 278. Directional Control Valve (Sheet 1 of 3)



DETAIL A

Figure 278. Directional Control Valve (Sheet 2 of 3)

26
27 - 35



DETAIL B

Figure 278. Directional Control Valve (Sheet 3 of 3)

SECTION II

TM 55-1905-220-20P

(1) ITEM NO	(2) SMR CODE	(3) CAGEC	(4) PART NUMBER	(5) DESCRIPTION AND USABLE ON CODES(UOC)	(6) QTY
GROUP 07 SHIP HYDRAULIC SYSTEM					
FIG. 278 DIRECTIONAL CONTROL VALVE					
1	XDCZZ	58956	BD01-A-100	BOLT KIT,VALVE	1
2	XDCZZ	96906	MS35307-339	BOLT,MACHINE 5/16IN-18 UNC-2A X 1.75 L	2
3	XDCZZ	96906	MS51922-9	NUT,SELF-LOCKING,HE 5/16IN-18 UNC- 2B,CD PL	2
4	XDCZZ	97403	13226E8047-68	BRACKET,HYDRAULICS CYLINDER, CHANNEL,4IN X 1/4IN L	1
7	XDCZZ	77521	D4H-01C-10	MANIFOLD,SUBPLATE HYDR AULIC	1
8	PACOO	58956	VM5M-3L-G-10-B	VALVE,CONTROL 4 WAY,LEVER ACTUATED DIRECT OPERATED	1
9	PACZZ	58956	199617	SCREW	4
10	PACZZ	58956	308244	GASKET PART OF KIT P/N 254656	1
11	XDCZZ	58956	199613	SCREW	2
12	XDCZZ	58956	253886	ESCUTCHEON	1
13	PACZZ	58956	253789	GASKET PART OF KIT P/N 254656	1
14	XDCZZ	58956	252272	CAP ASSY, END PART OF KIT P/N 254656	1
15	XDCZZ	58956	121533	PACKING,PREFORMED PART OF KIT P/N 254656	2
16	XDCZZ	58956	138505	WASHER	1
17	PACZZ	58956	138085	GASKET PART OF KIT P/N 254656	1
18	XDCZZ	58956	160131	SPRING	1
19	XDCZZ	58956	252428	RETAINER,SPRING	2
20	XDCZZ	58956	252260	PIN,DRIVE	2
21	XDCZZ	58956	350217	SPOOL,G	1
22	XDCZZ	58956	253973	PLUG ASSY,END PART OF KIT P/N 254656	1
23	XDCZZ	58956	108295	PACKING,PREFORMED PART OF KIT P/N 254656	4
24	XDCZZ	58956	4223	PIN,ROLL	1
25	XDCZZ	58956	550158	BODY,VALVE	1
26	XDCZZ	58956	350233	OPERATOR ASSY,MANUA	1
27	XDCZZ	58956	103908	KNOB	1
28	XDCZZ	58956	300294	BOOT	1
29	XDCZZ	58956	300228	LEVER	1
30	XDCZZ	58956	06-24505	BALL,STEEL	2
31	XDCZZ	58956	129938	SPRING	1
32	XDCZZ	58956	350222	ROD,PUSH	1
33	XDCZZ	58956	350221	SLEEVE	1
34	XDCZZ	58956	101195	RING PART OF KIT P/N 254656	1
35	XDCZZ	58956	250136	HOUSING SUB-ASSY	1

END OF FIGURE

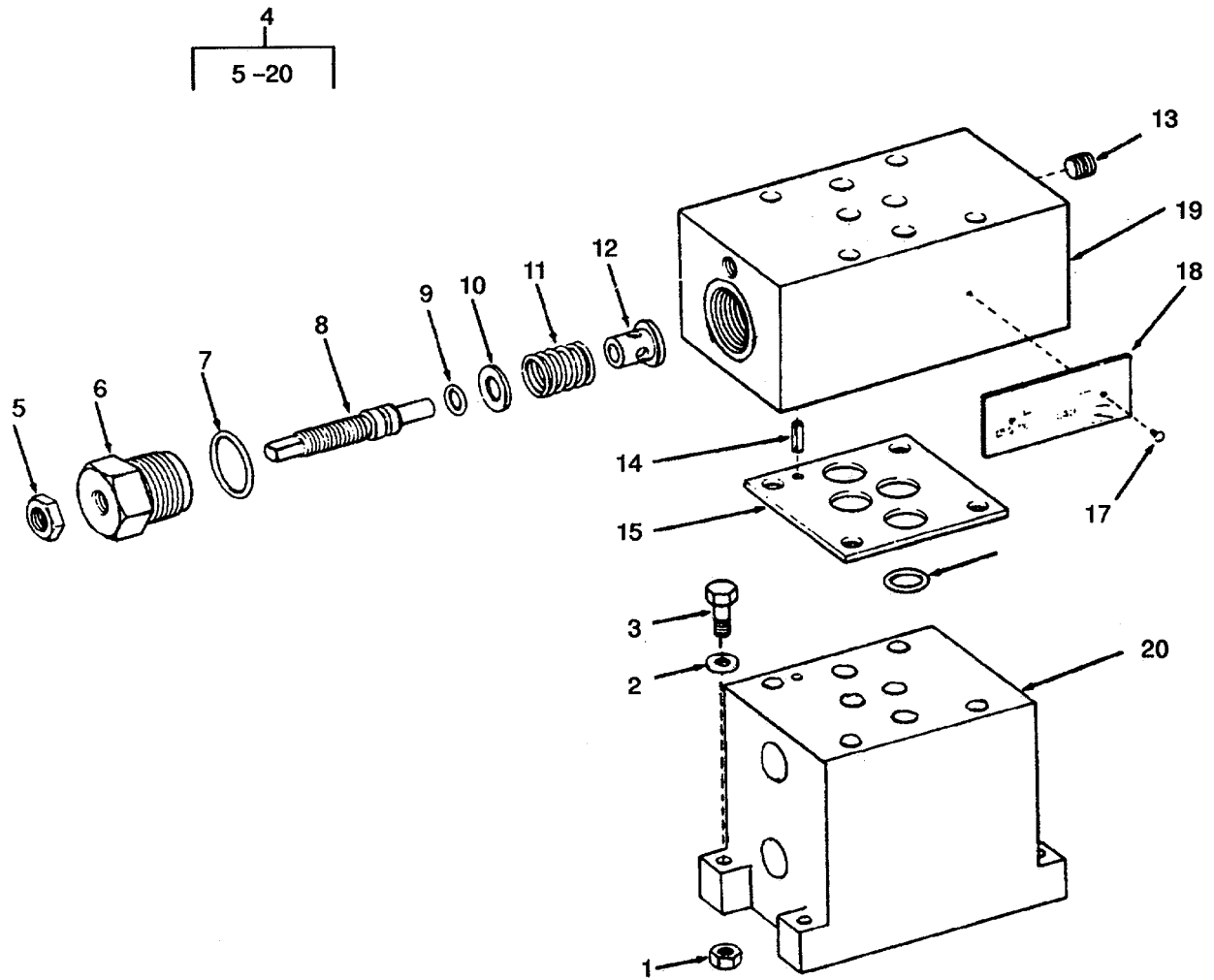


Figure 279. Flow Control Manifold

SECTION II

TM 55-1905-220-20P

(1) ITEM NO	(2) SMR CODE	(3) CAGEC	(4) PART NUMBER	(5) DESCRIPTION AND USABLE ON CODES(UOC)	(6) QTY
				GROUP 07 SHIP HYDRAULIC SYSTEM	
				FIG. 279 FLOW CONTROL MANIFOLD	
1	PACZZ	96906	MS35649-202	NUT,PLAIN,HEXAGON	4
2	PACZZ	96906	MS35338-43	WASHER,LOCK	4
3	PACZZ	96906	MS35206-338	SCREW,MACHINE STEEL 10-24X1-1/4 CD	4
				PL.....	
4	XDCHH	77521	FF1-SHMH-01H-20	MANIFOLD FLOW CONTROL	1
5	XDCZZ	77521	408761	NUT HEX JAM.....	2
13	XDCZZ	77521	400925	PLUG PIPE STEEL HEX	4
17	PACZZ	77521	401296	SCREW.DRIVE	2
18	XDCZZ	77521	408841	PLATE IDENTIFICATION MANIFOLD	1

END OF FIGURE

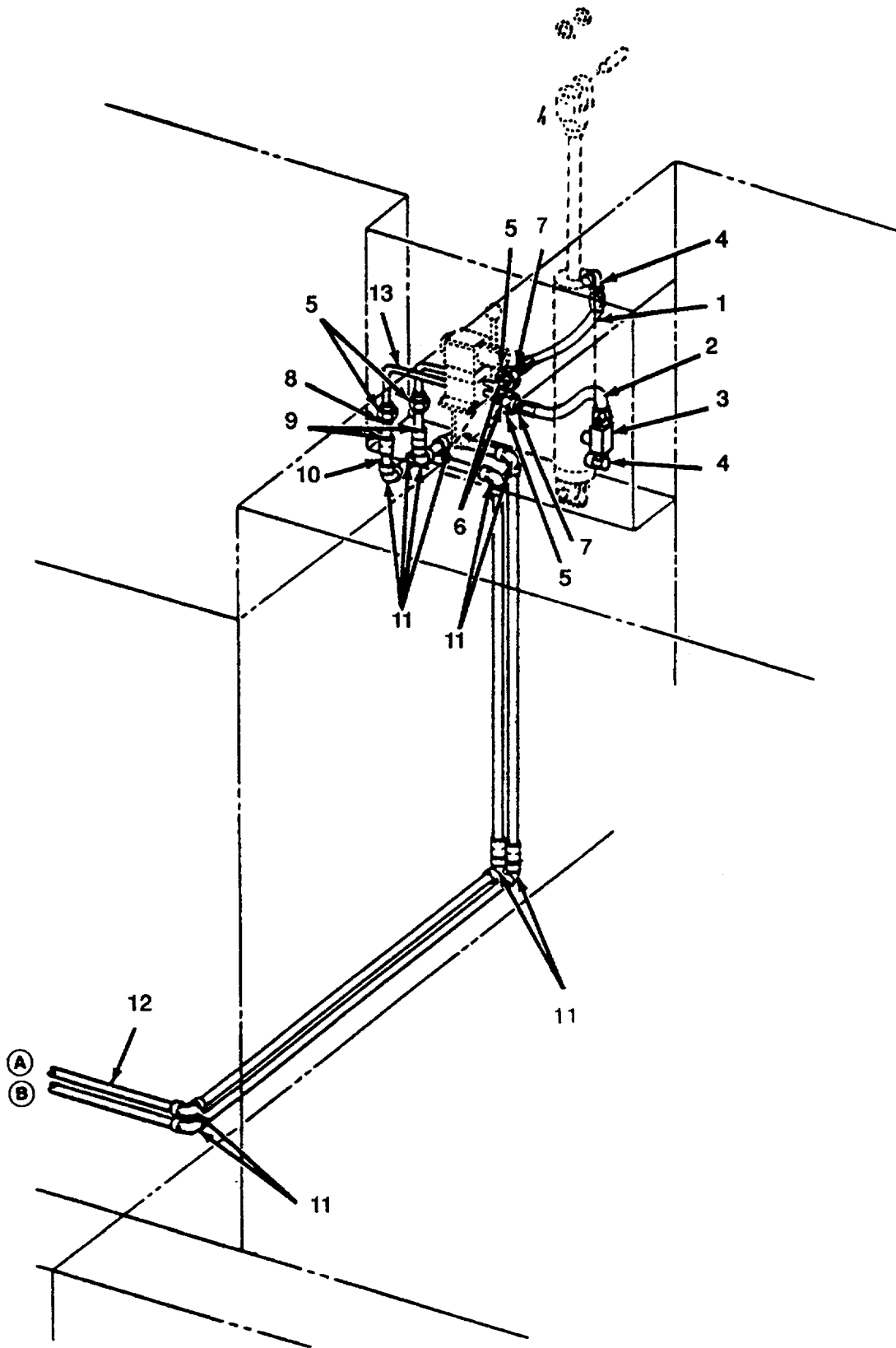


Figure 280. Mast Hydraulic System Piping (Sheet 1 of 2)

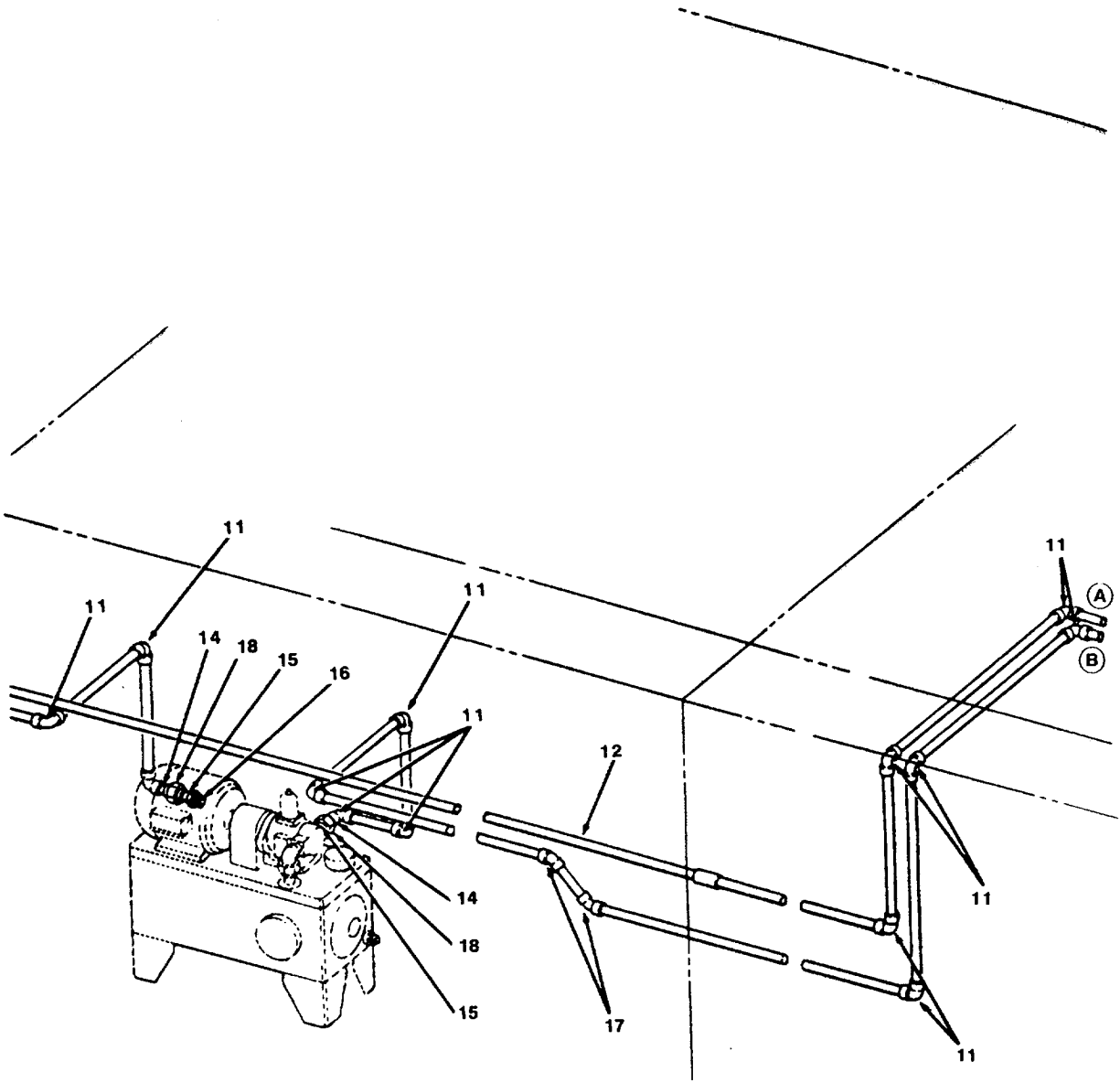


Figure 280. Mast Hydraulic System Piping (Sheet 2 of 2)

SECTION II

TM 55-1905-220-20P

(1) ITEM NO	(2) SMR CODE	(3) CAGEC	(4) PART NUMBER	(5) DESCRIPTION AND USABLE ON CODES(UOC)	(6) QTY
				GROUP 07 SHIP HYDRAULIC SYSTEM	
				FIG. 280 MAST HYDRAULIC SYSTEM PIPING	
1	XDCZZ	80064	516-4661633-25	HOSE ASSEMBLY 18 INCH FOLDING MAST	1
				CYLINDER	
2	XDCZZ	80064	516-4661633-26	HOSE ASSEMBLY 26 INCH FOLDING MAST	1
				CYLINDER	
3	XDCZZ	09990	F800S	VALVE, FLOW CONTROL	1
4	XDCZZ	80064	516-4661633-58	ELBOW STREET 90 DEGREE 1/2 INCH	3
				STEEL 3000 LB	
5	PACZZ	99565	50N-3	NUT, UNION STEEL	4
7	XDCZZ	99565	62T-3	PIECE THREADED MALE	2
8	XDCZZ	99565	53T-3	PIECE THREADED STEEL 1/2 INCH	2
13	XDCZZ	80064	516-4661633-34	PIPE STEEL SEAMLESS 1/4 INCH SCH 80	3
14	XDCZZ	99565	62T-3	PIECE THREADED MALE	1
15	XDCZZ	99565	54R-3	TAILPIECE MALE PIPE	2
18	PACZZ	99565	50N-3	NUT, UNION STEEL	2

END OF FIGURE

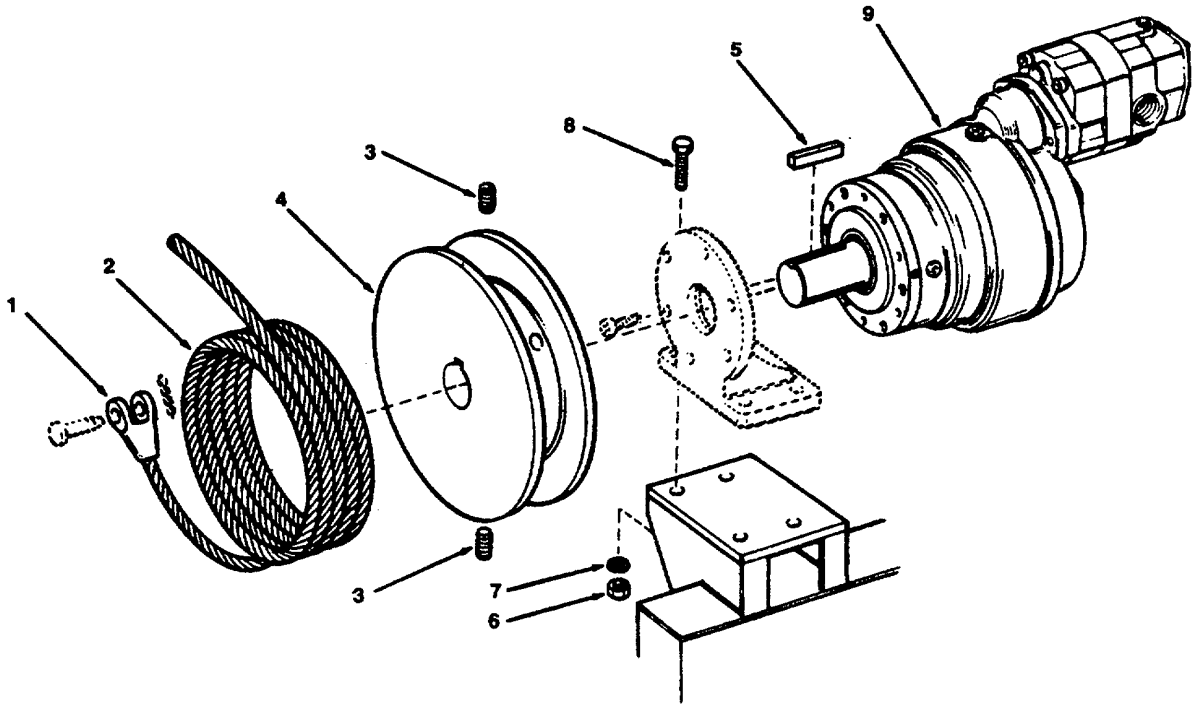


Figure 281. A-Frame Hydraulic Winch

SECTION II

TM 55-1905-220-20P

(1) ITEM NO	(2) SMR CODE	(3) CAGEC	(4) PART NUMBER	(5) DESCRIPTION AND USABLE ON CODES(UOC)	(6) QTY
				GROUP 07 SHIP HYDRAULIC SYSTEM	
				FIG. 281 A-FRAME HYDRAULIC WINCH	
1	XDCZZ	98042	520-4661598-12	SOCKET WIRE ROPE OPEN 1-1/4 INCH	1
				GALV STEEL.....	
2	XDCZZ	98042	520-4661598-13	ROPE WIRE 1/2 I DIA	8
3	PACZZ	96906	MS51963-139	SETSCREW	2
5	PACZZ	96906	MS20066-514	KEY,MACHINE 1/2 X 1/2 X 2-5/8 IN	1
6	PACZZ	96906	MS51967-17	NUT,PLAIN,HEXAGON	4
7	PACZZ	96906	MS35338-49	WASHER,LOCK	4
8	PACZZ	96906	MS90725-39	BOLT,MACHINE	4
9	XDCHH	10522	RSA04/2R50A	MOTOR UNIT WINCH ANCHOR A-FRAME	1

END OF FIGURE

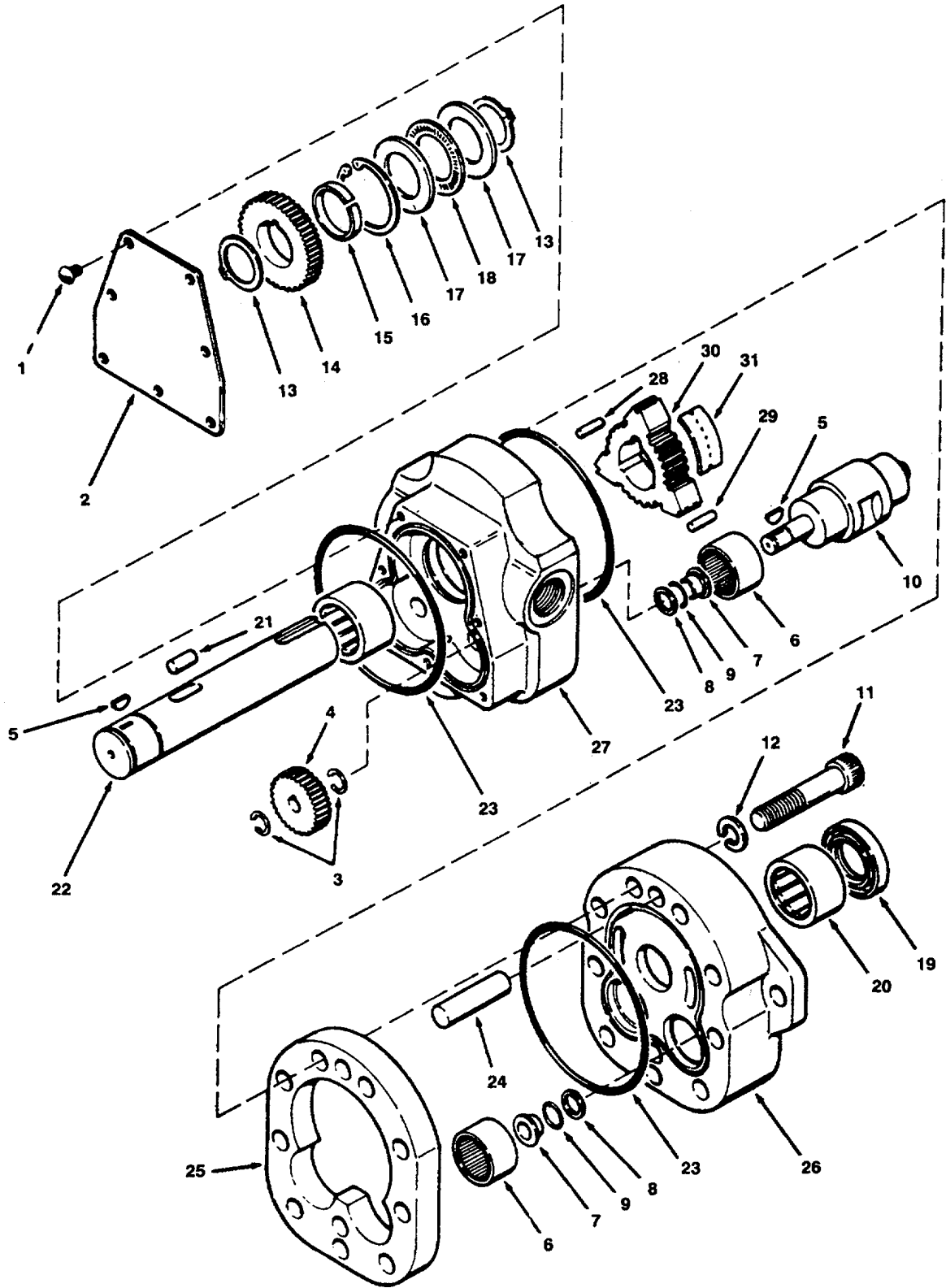


Figure 282. Hydraulic Winch Motor

SECTION II

TM 55-1905-220-20P

(1) ITEM NO	(2) SMR CODE	(3) CAGEC	(4) PART NUMBER	(5) DESCRIPTION AND USABLE ON CODES(UOC)	(6) QTY
				GROUP 07 SHIP HYDRAULIC SYSTEM	
				FIG. 282 HYDRAULIC WINCH MOTOR	
1	XDCZZ	10522	A-62876	SCREW MACHINE GEAR COVER ROUND HEAD	7

END OF FIGURE

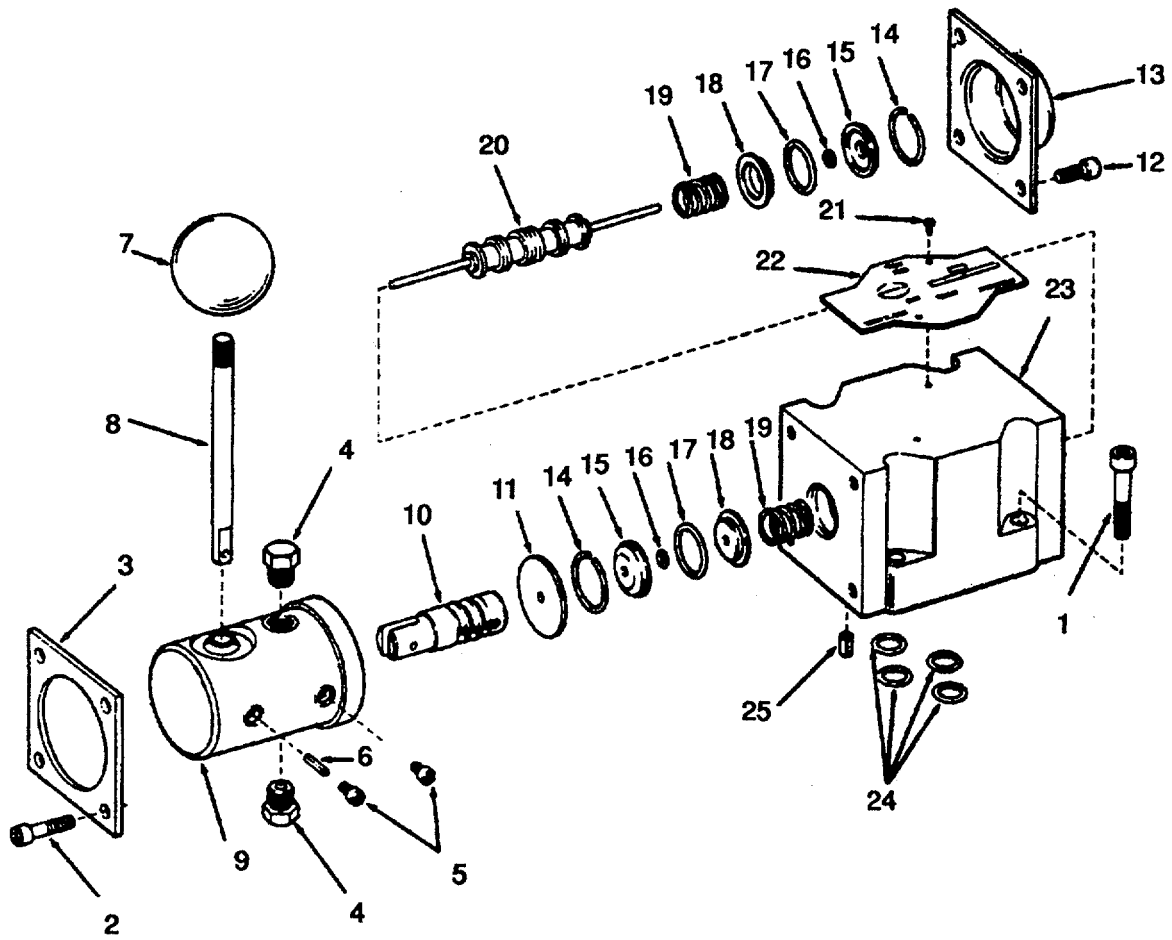


Figure 285. Directional Control Valve.

SECTION II

TM 55-1905-220-20P

(1) ITEM NO	(2) SMR CODE	(3) CAGEC	(4) PART NUMBER	(5) DESCRIPTION AND USABLE ON CODES(UOC)	(6) QTY
				GROUP 07 SHIP HYDRAULIC SYSTEM	
				FIG. 285 DIRECTIONAL CONTROL VALVE	
1	XDCFF	58956	VM5M-3L-10A	VALVE DIRECTIONAL CONTROL	1
	XDCZZ	77521	B106	BOLT KIT MOUNTING CONTROL VALVE	1
				AND MANIFOLD.....	
5	PACZZ	96906	MS16997-9	SCREW,CAP, SOCKET HEAD	2
6	PACZZ	96906	MS16562-24	PIN,SPRING SLOTTED	1
21	PACZZ	77521	401296	SCREW,DRIVE	2
22	XDCZZ	77521	491272	PLATE.....	
	1			CONTROL VALVE	
25	PACZZ	80205	NAS561P4-6	PIN,SPRING SLOTTED	1
	PACZZ	58956	MD01-250-24-37-S	PLATE,ADAPTER,MTG. DIRECTIONAL	1
		1		CONTROL VALVE	
	PACZZ	58956	BD01-250-24-100	KIT,BOLT,MOUNTING DIRECTIONAL	1
				CONTROL VALVE	

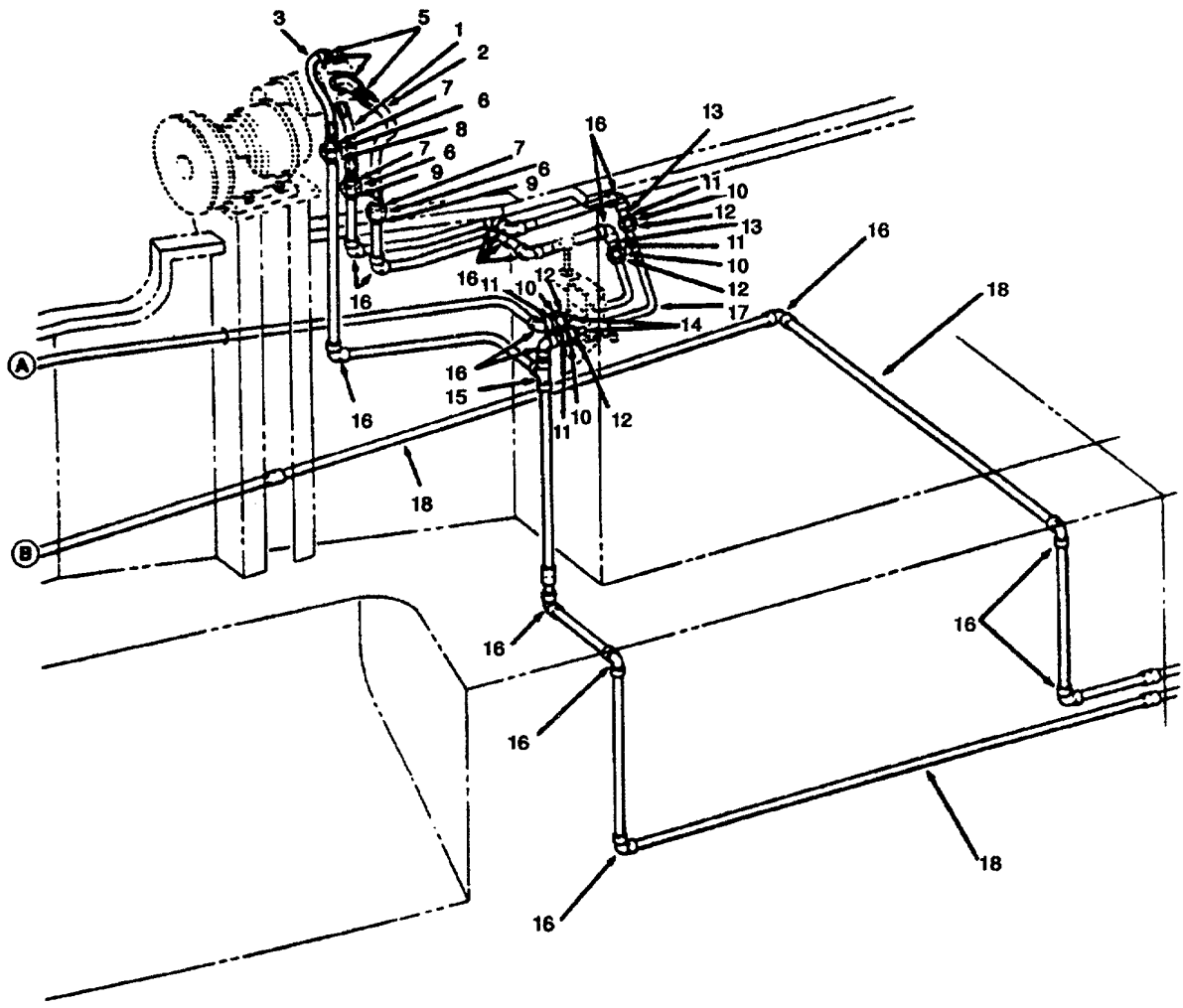
END OF FIGURE

SECTION II

TM 55-1905-220-20P

(1) ITEM NO	(2) SMR CODE	(3) CAGEC	(4) PART NUMBER	(5) DESCRIPTION AND USABLE ON CODES(UOC)	(6) QTY
				GROUP 07 SHIP HYDRAULIC SYSTEM	
				FIG. 286 FLOW CONTROL MANIFOLD	
1	PACZZ	96906	MS35649-202	NUT,PLAIN,HEXAGON	4
2	PACZZ	96906	MS35338-43	WASHER,LOCK	4
3	PACZZ	96906	MS35206-338	SCREW,MACHINE STEEL 10-24X1-14 CD	4
				PL	
4	XDCHH	77521	FF1-SHMH-01H-20	MANIFOLD FLOW CONTROL	1
5	XDCZZ	77521	408761	NUT HEX JAM	2
13	XDCZZ	77521	400925	PLUG PIPE STEEL HEX	4
17	PACZZ	77521	401296	SCREW,DRIVE	2
19	XDCZZ	77521	222660	BODY FLOW CONTROL MANIFOLD	1

END OF FIGURE



**NOTE: SEE FIGURE 275
FOR CONTINUATION OF PIPING**

Figure 287. A-Frame Winch Hydraulic System Piping

SECTION II

TM 55-1905-220-20P

(1) ITEM NO	(2) SMR CODE	(3) CAGEC	(4) PART NUMBER	(5) DESCRIPTION AND USABLE ON CODES(UOC)	(6) QTY
				GROUP 07 SHIP HYDRAULIC SYSTEM	
				FIG. 287 A-FRAME WINCH HYDRAULIC SYSTEM PIPING	
1	XDCZZ	80064	516-4661633-31	HOSE ASSEMBLY 17 INCH A-FRAME	1
				WINCH MOTOR	
2	XDCZZ	80064	516-4661633-66	HOSE ASSEMBLY 8 INCH A-FRAME WINCH	1
				MOTOR	
3	XDCZZ	80064	516-4661633-70	HOSE ASSEMBLY 17 INCH A-FRAME	1
				WINCH MOTOR	
4	PACZZ	30780	12-3-4AE40GS	ELBOW,PIPE TO BOSS DEGREE:1-1/16-	2
				12:X:3/4:NPT	
5	XDCZZ	80064	516-4661633-57	BUSHING REDUCER PIPE 3/4 X 1/2 NPT.	2
6	PACZZ	99565	50N-3	NUT,UNION	3
7	XDCZZ	99565	51R-3	TAILPIECE SOCKET WELD 1/2 INCH	3
9	XDCZZ	99565	53T-3	PIECE THREADED STEEL 1/2 INCH	2
10	PACZZ	99565	50N-3	NUT,UNION STEEL	4
11	XDCZZ	99565	62T-3	PIECE THREADED MALE	4
16	XDCZZ	63220	SW229	ELBOW SOCKET WELD 90.DEG 1/2 INCH	22
				3000 LB.....	
17	XDCZZ	80064	516-4661633-34	PIPE STEEL SEAMLESS 1/4 INCH	7
				SCHEDULE 80	

END OF FIGURE

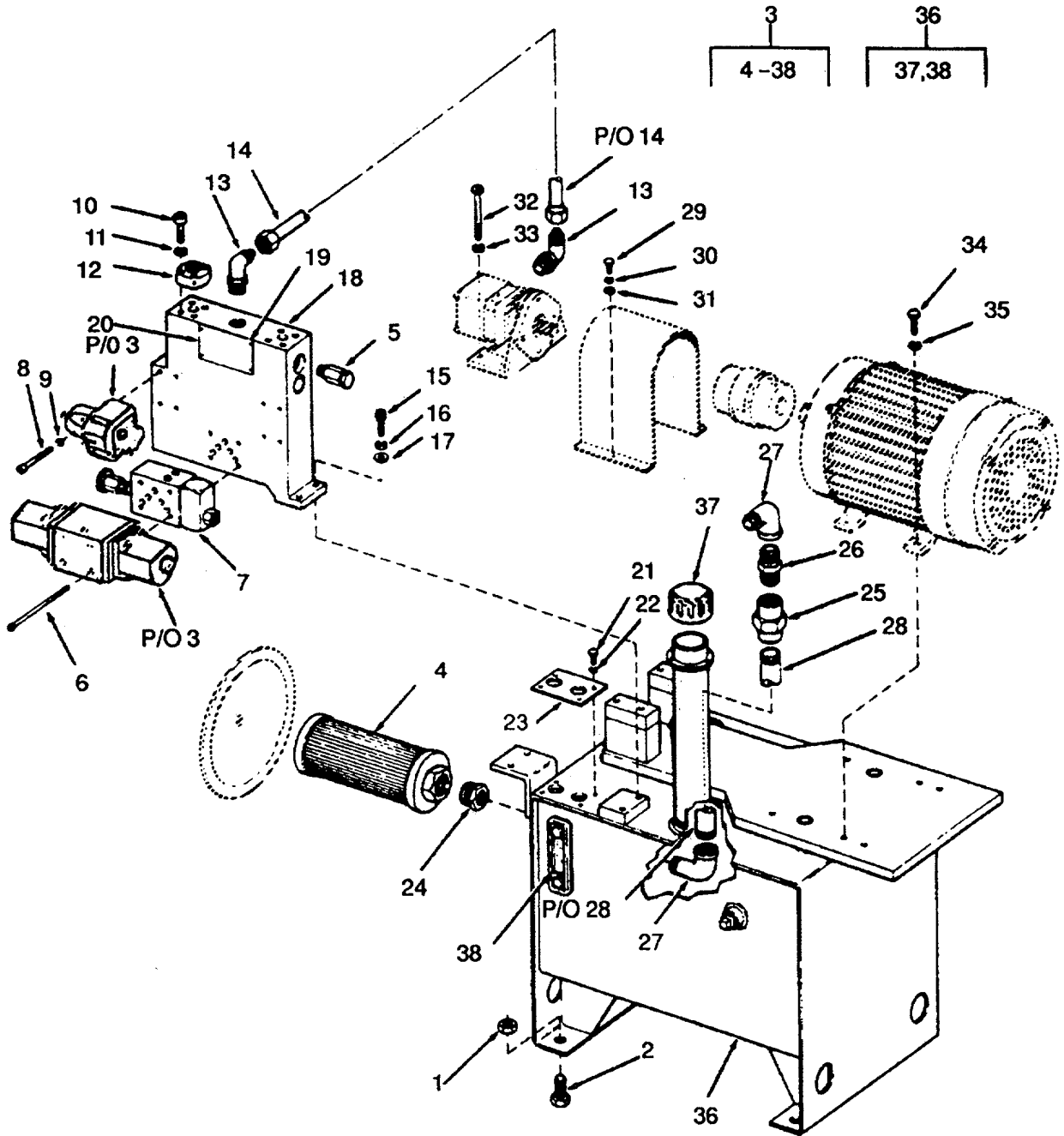


Figure 288. Hydraulic Cub Pump Unit.

SECTION II

TM 55-1905-220-20P

(1) ITEM NO	(2) SMR CODE	(3) CAGEC	(4) PART NUMBER	(5) DESCRIPTION AND USABLE ON CODES(UOC)	(6) QTY
				GROUP 08	STEERING SYSTEM
				FIG. 288	HYDRAULIC CUB PUMP UNIT
1	PACZZ	96906	MS51967-20	NUT,PLAIN,HEXAGON	8
2	PACZZ	96906	MS90725-161	SCREW,CAP,HEXAGON H	8
3	XDCHH	03956	1882204-2	PUMP UNIT HYDRAULIC	2
9	PACZZ	96906	MS35338-141	WASHER,LOCK	8
19	XDCZZ	03956	0467-12	SCREW DRIVE	4
20	XDCZZ	03956	1802181-9	NAMEPLATE	1
37	XDCZZ	23619	HC-120	BREATHER FILLER	1
38	XDCZZ	23619	HC-SG-44	GAUGE SIGHT HYDRAULIC RESERVOIR	1

END OF FIGURE

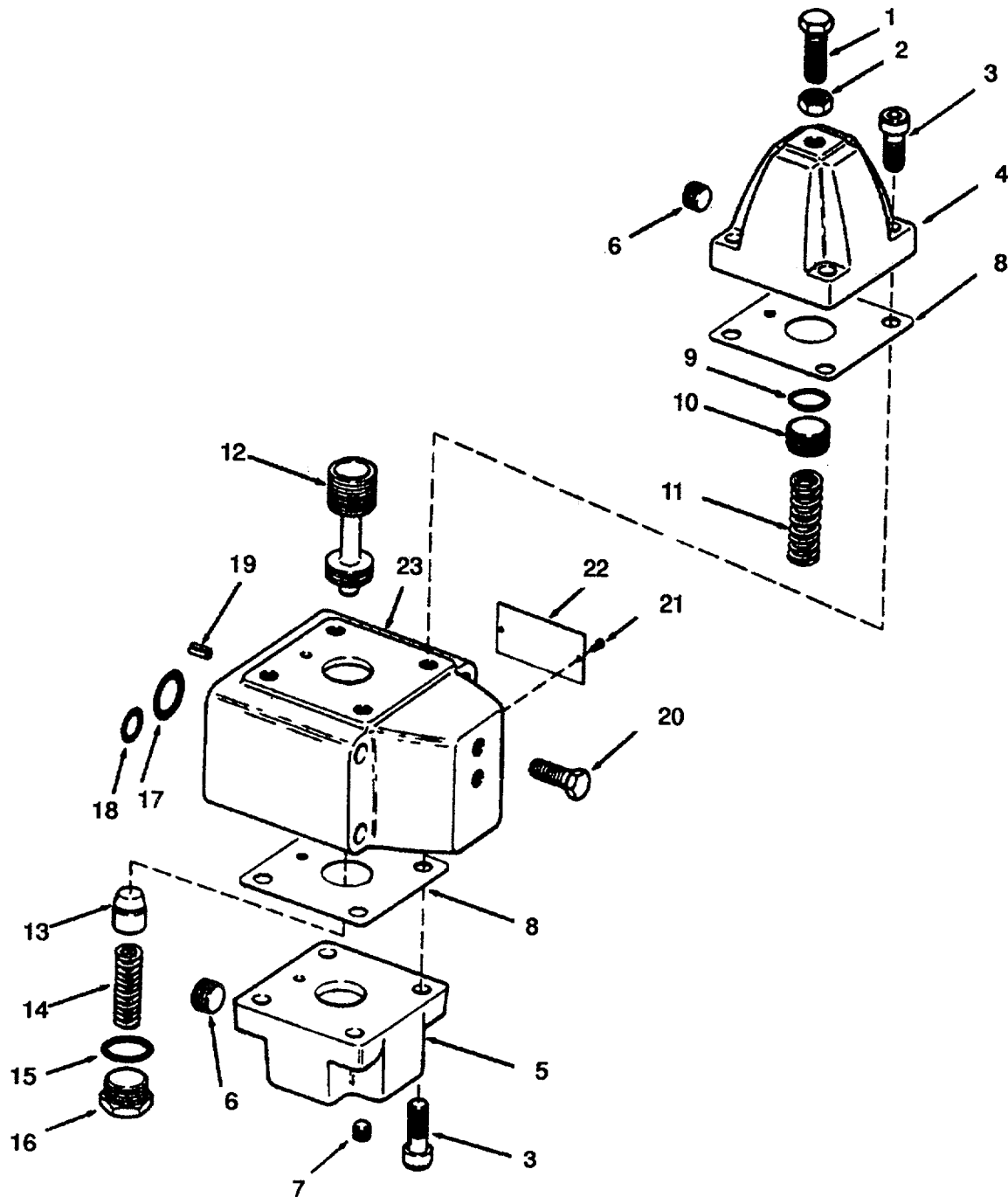


Figure 289. Brake Valve.

SECTION II

TM 55-1905-220-20P

(1) ITEM NO	(2) SMR CODE	(3) CAGEC	(4) PART NUMBER	(5) DESCRIPTION AND USABLE ON CODES(UOC)	(6) QTY
				GROUP 08 STEERING SYSTEM	
				FIG. 289 BRAKE VALVE	
	XDCHH	62983	RCG-03-Z4-02	VALVE BRAKE	2
1	XDCZZ	62983	294736	SCREW ADJUSTING	1
2	XDCZZ	62983	1454	NUT,PLAIN,HEXAGON	1
3	XDCZZ	62983	298126	SCREW CAP SOCKET HEAD COVER	8
4	XDCZZ	62983	293897	COVER BRAKE VALVE TOP	1
5	XDCZZ	62983	293898	COVER BRAKE VALVE	1
6	XDCZZ	62983	7075	PLUG COVER	2
7	XDCZZ	62983	113000	PLUG COVER	1
21	XDCZZ	629B3	36212	SCREW,TAPPING IDENTIFICATION PLATE	2
22	XDCZZ	62983	RCG-03-Z4-20 &6A TE	PLATE IDENTIFICATION	1

END OF FIGURE

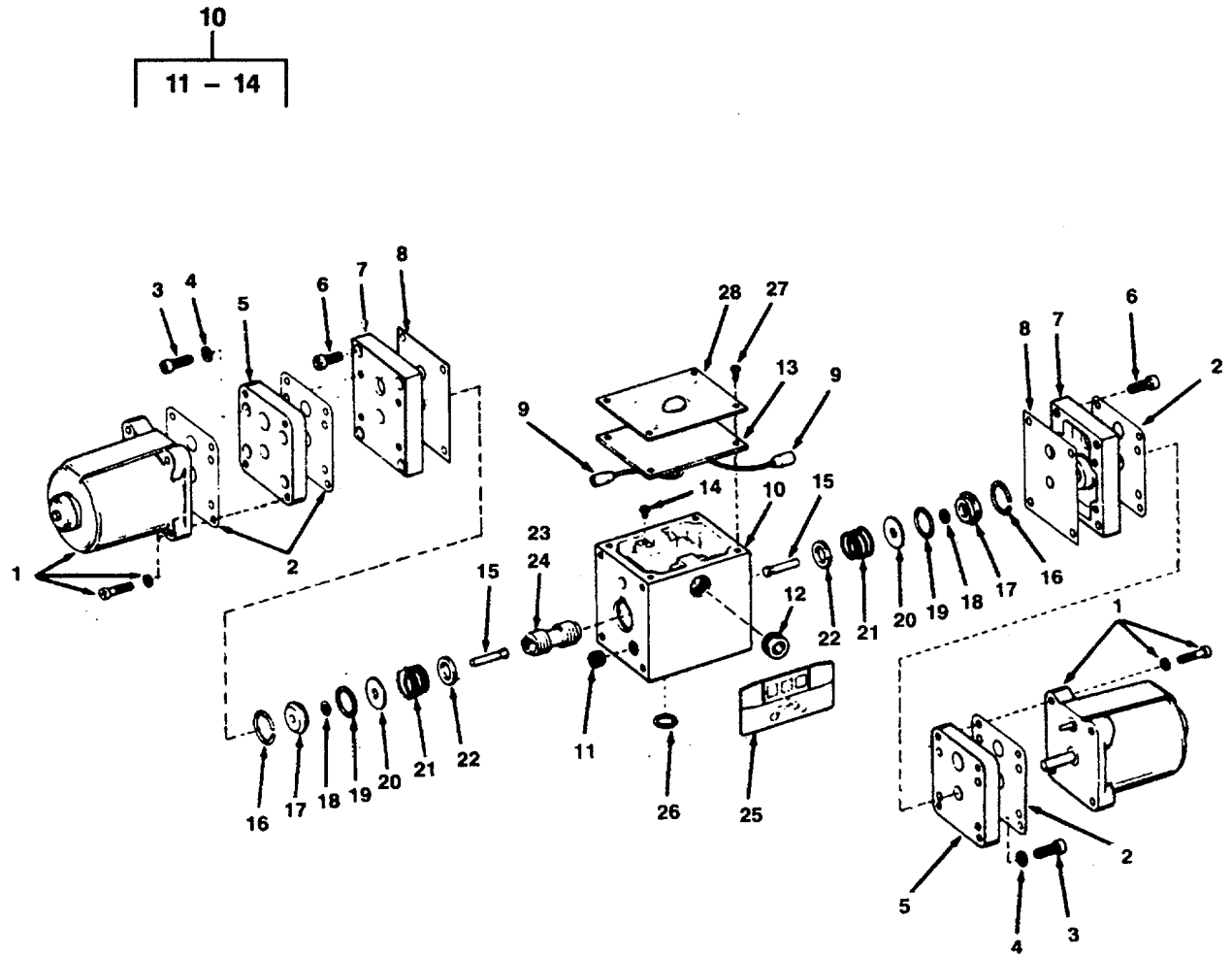


Figure 290. Directional Control Valve

SECTION II

TM 55-1905-220-20P

(1) ITEM NO	(2) SMR CODE	(3) CAGEC	(4) PART NUMBER	(5) DESCRIPTION AND USABLE ON CODES(UOC)	(6) QTY
				GROUP 08 STEERING SYSTEM	
				FIG. 290 DIRECTIONAL CONTROL VALVE	
27	XDCZZ	62983	174638	SCREW MACHINE IDENTIFICATION PLATE	4
28	XDCZZ	62983	DG4S4-10C-H-50 P LATE	PLATE IDENTIFICATION	1

END OF FIGURE

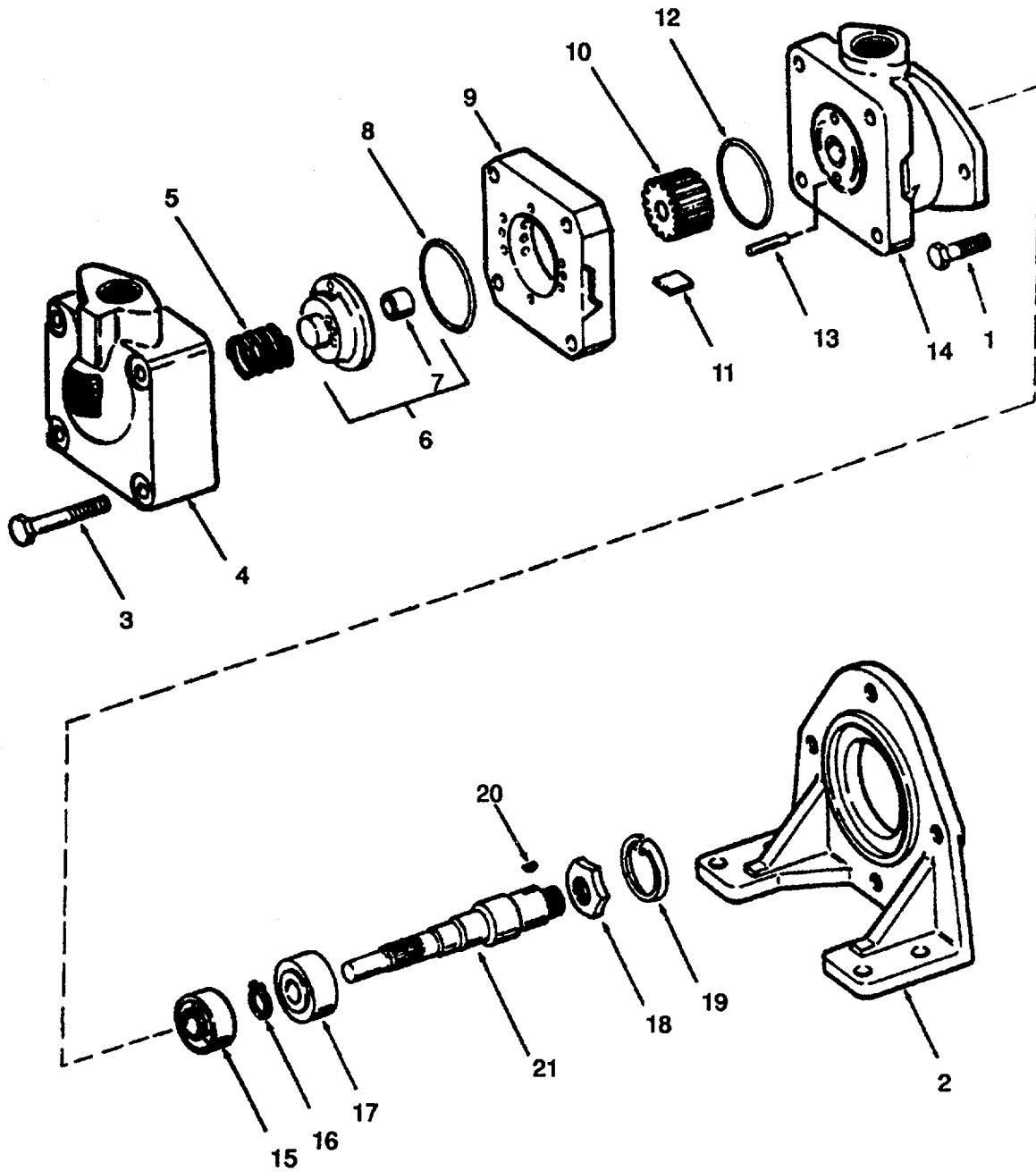


Figure 291. Hydraulic Pump.

SECTION II

TM 55-1905-220-20P

(1) ITEM NO	(2) SMR CODE	(3) CAGEC	(4) PART NUMBER	(5) DESCRIPTION AND USABLE ON CODES(UOC)	(6) QTY
				GROUP 08 STEERING SYSTEM	
				FIG. 291 HYDRAULIC PUMP	
1	XDCHH	62983	V20-23P S-1C-11	PUMP HYDRAULIC VANE	1
	XDCZZ	62983	1273	SCREW CAP HEX HEAD	2
2	XDCZZ	629B3	126315	BRACKET MOUNTING	1
3	XDCZZ	62983	131485	SCREW CAP HEX HEAD	4
4	XDCZZ	62983	293373	COVER PUMP	1

END OF FIGURE

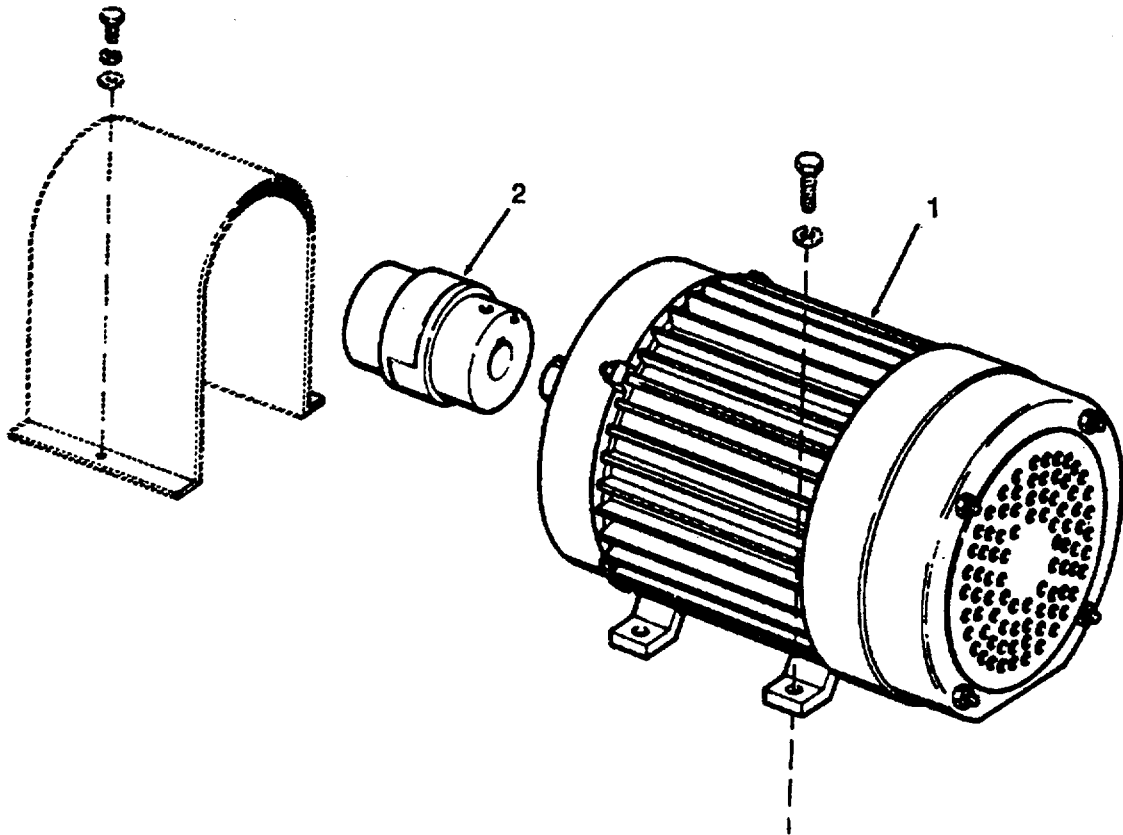


Figure 292. Pump Motor and Coupling

SECTION II

TM 55-1905-220-20P

(1) ITEM NO	(2) SMR CODE	(3) FSCM	(4) PART NUMBER	(5) DESCRIPTION AND USABLE ON CODES(UOC)	(6) QTY
				GROUP 08 STEERING SYSTEMS	
				FIGURE 292 PUMP MOTOR AND COUPLING	
1	XDCHH 03956	1804192		.MOTOR AC 2HP 220/440V 3PH 1200RPM.	1
2	XDCZZ 75665	L110	.COUPLING FLEXIBLE	1

END OF FIGURE

292-1

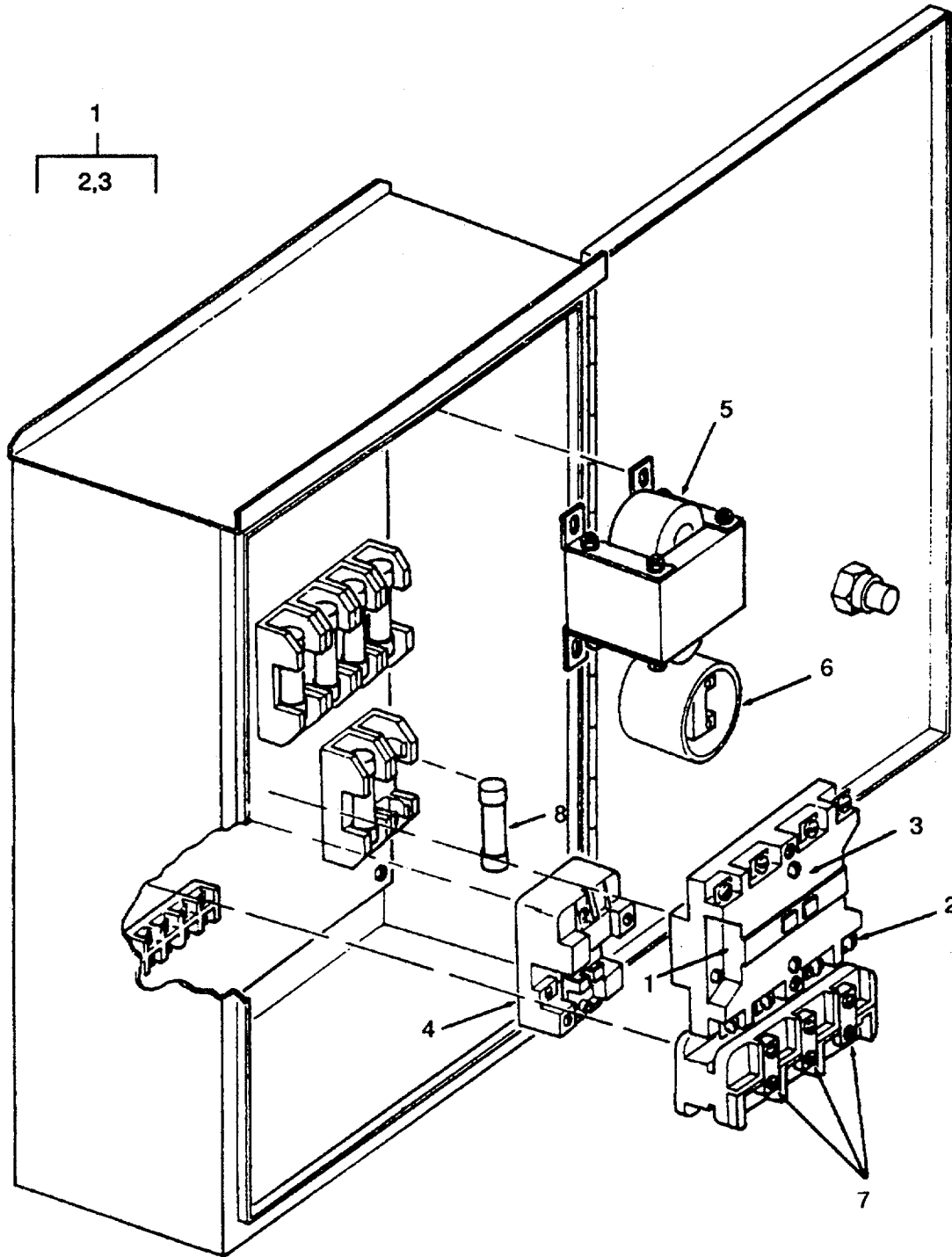


Figure 293. Motor Controller.

SECTION II

TM 55-1905-220-20P

(1) ITEM NO	(2) SMR CODE	(3) FSCM	(4) PART NUMBER	(5) DESCRIPTION AND USABLE ON CODES(UOC)	(6) QTY
				GROUP 08 STEERING SYSTEM-	
				FIG. 293 MOTOR CONTROLLER	
				2	
2	XDCZZ 03956	1878076	CONTROLLER MOTOR	..KIT CONTACT REPLACEMENT	1
8	XDCZZ 21810	5480CR34		.FUSE.CARTRIDGE 30 AMPERE	6

END OF FIGURE

293-1

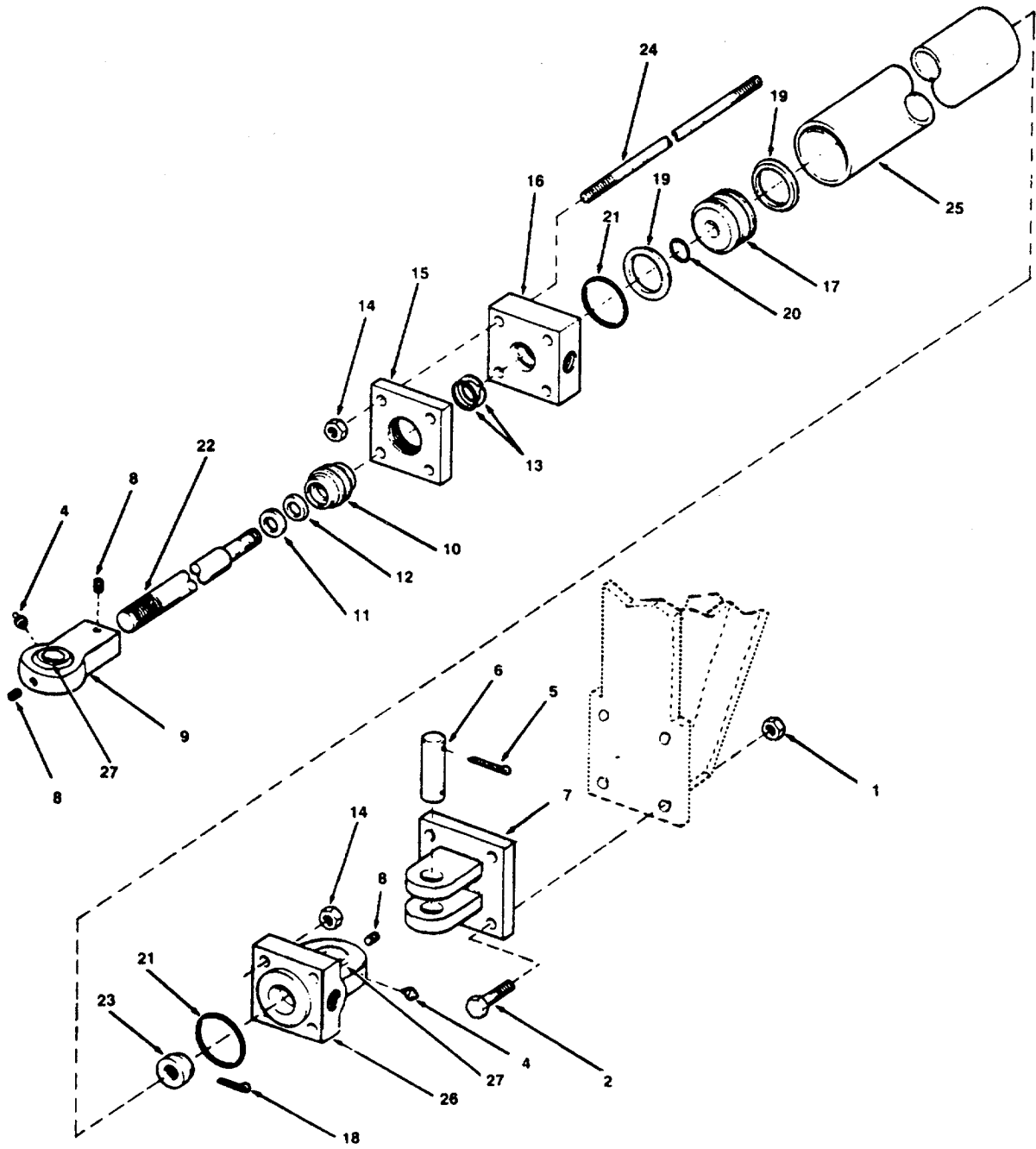


Figure 294. Steering Hydraulic Cylinder

SECTION II

TM 55-1905-220-20P

(1) ITEM NO	(2) SMR CODE	(3) CAGE	(4) PART NUMBER	(5) DESCRIPTION AND USABLE ON CODES(UOC)	(6) QTY
				GROUP 08	STEERING SYSTEM
				FIGURE 294	STEERING HYDRAULIC CYLINDER
1	PACZZ	96906	MS51922-33	NUT,SELF-LOCKING,HE HEX	16
2	XDCZZ	96906	MS90725-111	SCREW CAP HEX HEAD	16
3	PACHA	03956	1887125-015	CYLINDER ASSEMBLY,A	4
4	PACZZ	96906	MS15003-1	.FITTING,LUBRICATION	2
5	PACZZ	96906	MS24665-497	.PIN,COTTER	2
6	XDCZZ	25561	S-73141-E-20	.PIN PIVOT	1
7	XDCZZ	25561	S-73141-E-18	.BRACKET CLEVIS	1
8	PACZZ	96906	MS51963-65	.SETSCREW	1
24	XDCZZ	25561	S-73141-E-2	.TIE ROD	4

END OF FIGURE

294-1

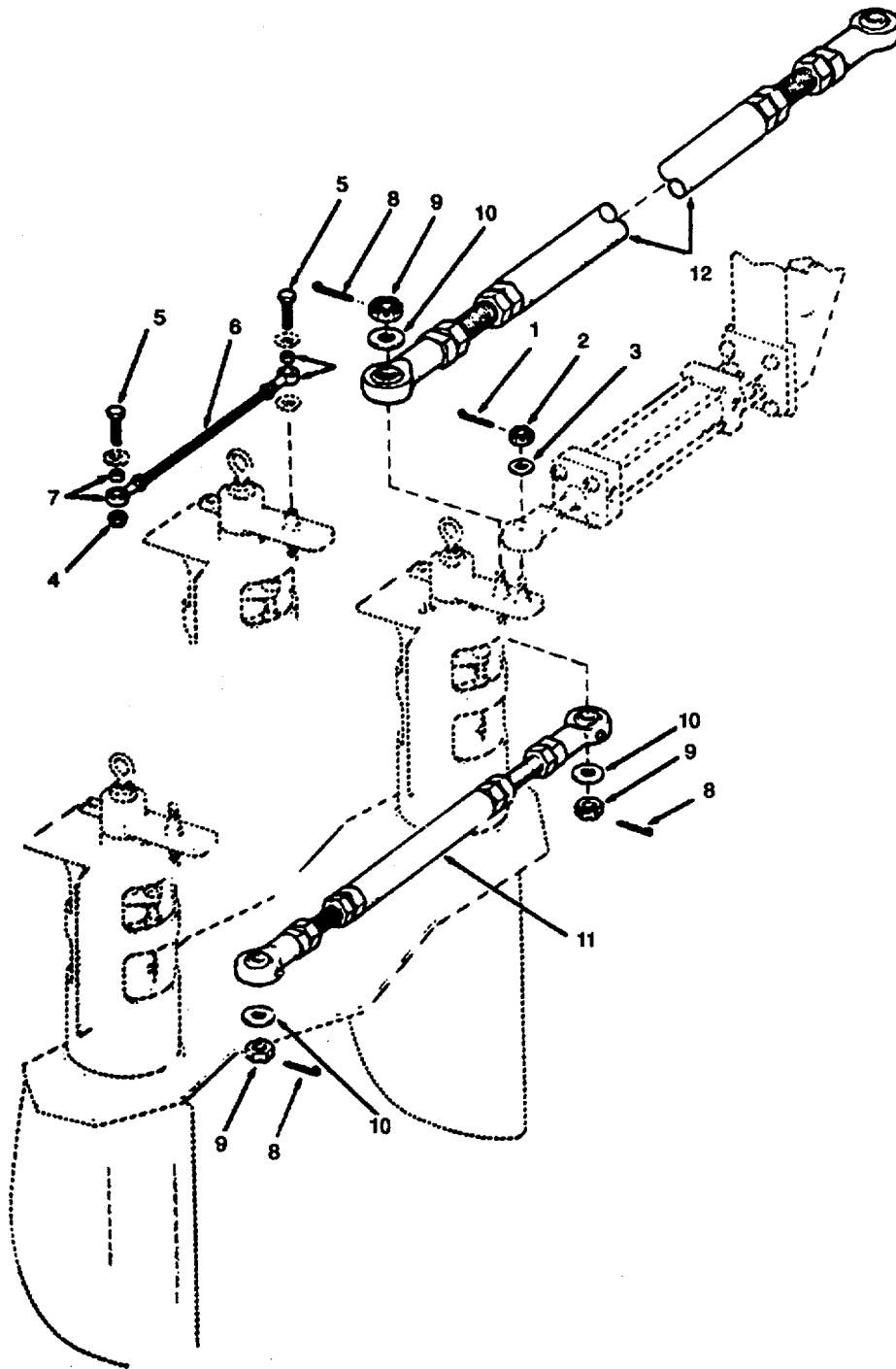


Figure 295. Flanking Rudder Linkage.

SECTION II

TM 55-1905-220-20P

(1) ITEM NO	(2) SMR CODE	(3) CAGEC	(4) PART NUMBER	(5) DESCRIPTION AND USABLE ON CODES(UOC)	(6) QTY
GROUP 08 STEERING SYSTEM					
FIGURE 295 FLANKING RUDDER LINKAGE					
1	PACZZ	96906	MS24665-357	PIN,COTTER	4
2	PACZZ	96906	MS35692-50	NUT,PLAIN,SLOTTED,H	4
3	PACZZ	96906	MS27183-21	WASHER,FLAT	4
4	PACZZ	96906	MS17829-5C	NUT,SELF-LOCKING,HE HEX	1
5	PACZZ	96906	MS90725-36	SCREW,CAP,HEXAGON H.....	2
6	XDCZZ	80064	518-4661596-17	ROD THREADED STEEL 3/8 DIA X 11 LG	1
7	XDCZZ	73134	HF-5CG	5/16-18 END BEARING SPHERICAL 5/16 IN	2
8	PACZZ	96906	MS24665-361	PIN,COTTER.....	6
9	PACZZ	96906	MS35692-74	NUT,PLAIN,SLOTTED,H	6
10	PACZZ	96906	MS27183-27	WASHER,FLAT	6
11	XDCZZ	03956	1887124-1	LINK ADJUSTABLE 30 INCHES.....	2
12	XDCZZ	03956	1887124-2	LINK ADJUSTABLE 128 INCHES.....	1

END OF FIGURE

295-1

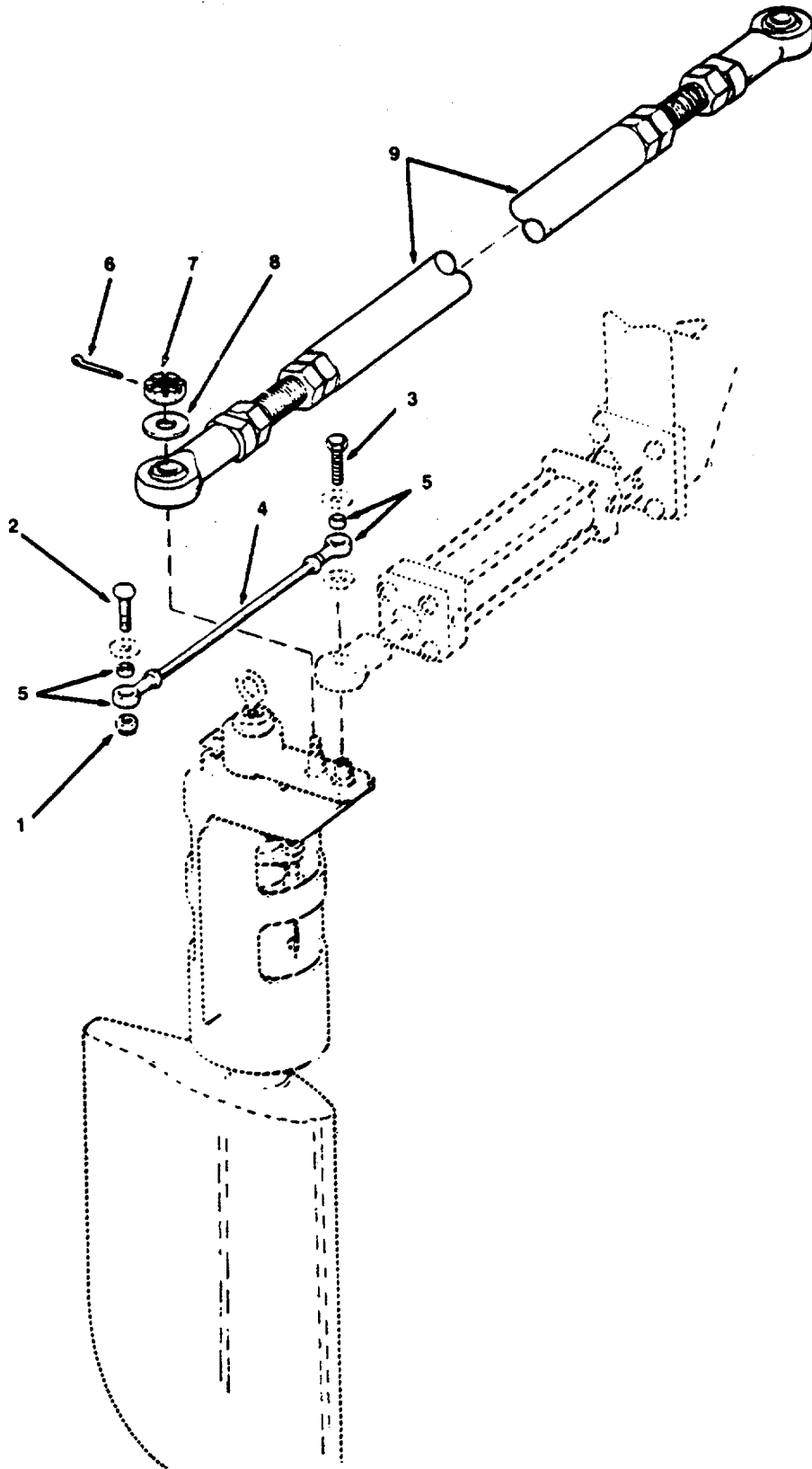


Figure 296. Main Rudder Linkage

SECTION II

TM55-1905-220-20P

(1) ITEM NO	(2) SMR CODE	(3) CAGE	(4) PART NUMBER	(5) DESCRIPTION AND USABLE ON CODES(UOC)	(6) QTY
				GROUP 08 STEERING SYSTEMS	
				FIGURE 296 MAIN RUDDER LINKAGE	
1	PACZZ	96906	MS51943-37	NUT,SELF-LOCKING,HE HEX	1
2	XDCZZ	96906	MS90725-87	SCREW,CAP,HEXAGON	1
3	PACZZ	96906	MS90727-85	SCREW,CAP,HEXAGON H	1
4	XDCZZ	80064	518-4661596-16	ROD THREADED STEEL 1/2 DIA X 22 LO	1
				7/716-14 END	
5	XDCZZ	73134	HF-7CG	BEARING SPHERICAL 7/16 IN	2
6	PACZZ	96906	MS24665-361	PIN,COTTER.....	2
7	PACZZ	96906	MS35692-74	NUT,PLAIN,SLOTTED,H	2
8	PACZZ	96906	MS27183-27	WASHER,FLAT	2
9	XDCZZ	03956	1887124-3	LINK ADJUSTABLE 160	1

END OF FIGURE

296-1

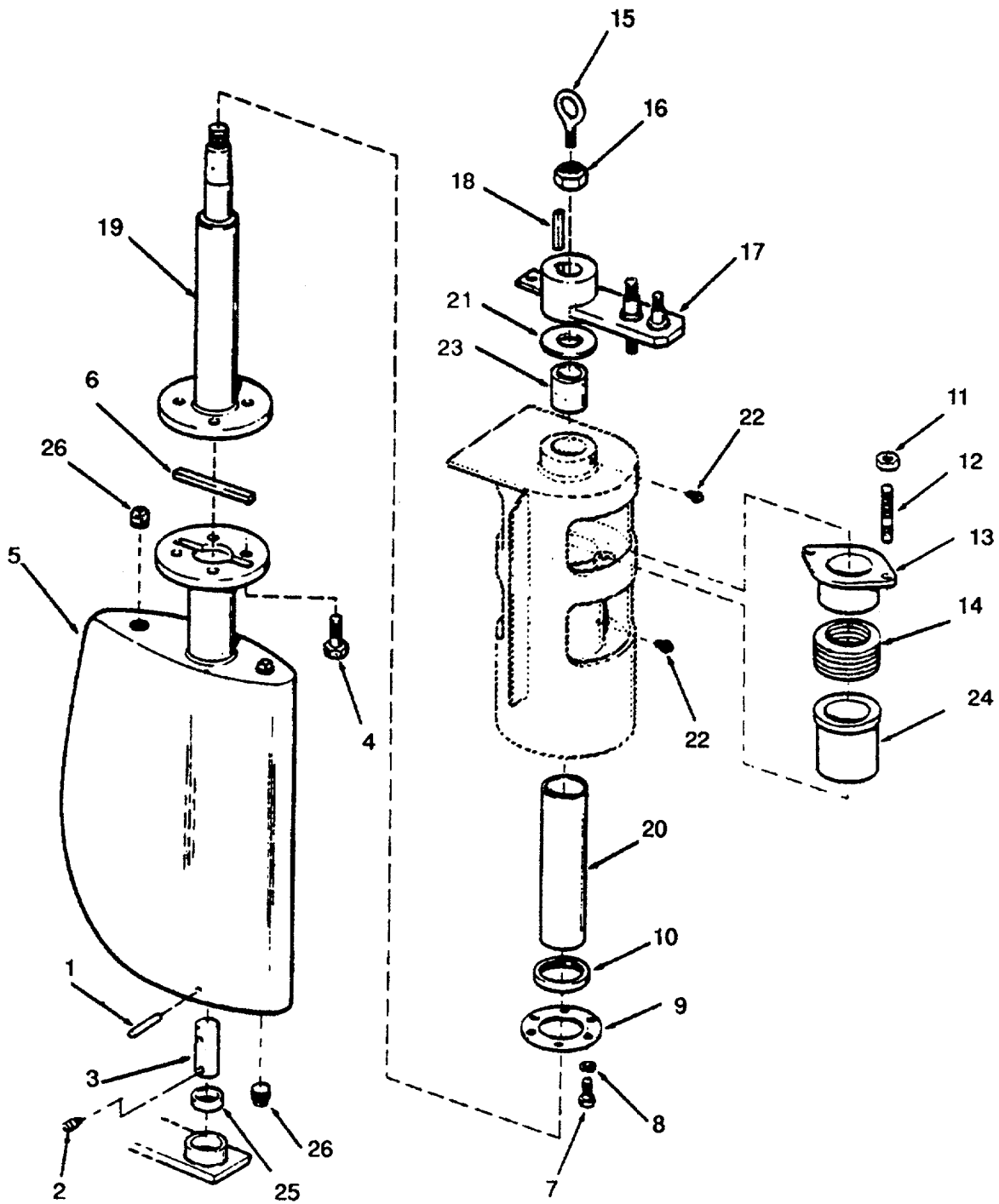


Figure 297. Flanking Rudder Stock Arrangement

SECTION II

TM55-1905-220-20P

(1) ITEM NO	(2) SMR CODE	(3) CAGEC	(4) PART NUMBER	(5) DESCRIPTION AND USABLE ON CODES(UOC)	(6) QTY
				GROUP 08 STEERING SYSTEM	
				FIGURE 297 FLANKING RUDDER STOCK ARRANGEMENT	
1	XDCZZ	96906	MS24692-489	PIN,TAPERED,PLAIN	4
15	PACZZ	96906	MS51937-7	BOLT.EYE 5/8 IN	4
22	PACZZ	96906	MS15003-1	FITTING.LUBRICATION	8
26	PACZZ	96906	MS20913-4	PLUG.PIPE	16

END OF FIGURE

297-1

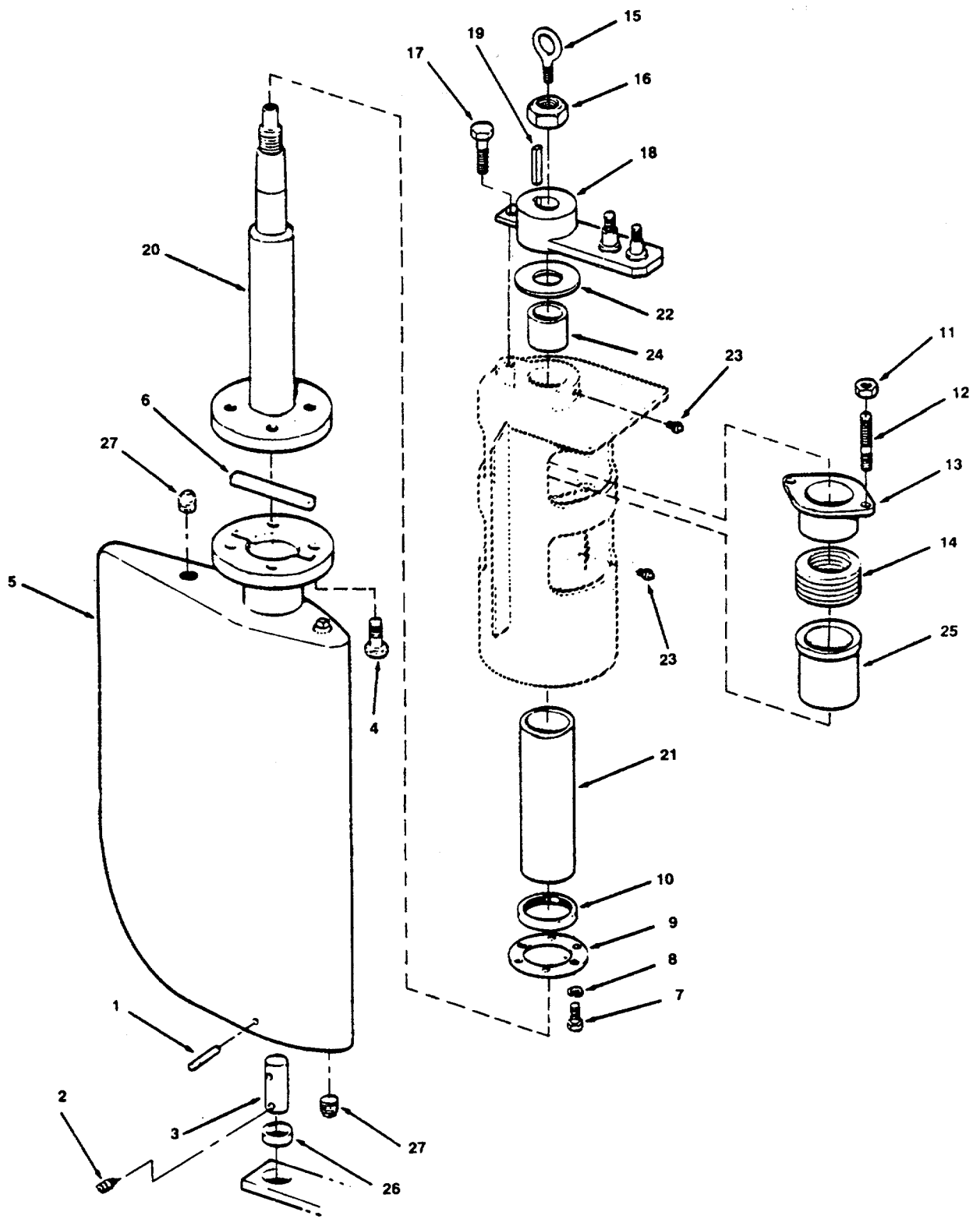


Figure 298. Main Rudder Stock Arrangement

SECTION II

TM55-1905-220-20P

(1) ITEM NO	(2) SMR CODE	(3) CAGEC	(4) PART NUMBER	(5) DESCRIPTION AND USABLE ON CODES(UOC)	(6) QTY
				GROUP 08 STEERING SYSTEM	
				FIGURE 298 MAIN RUDDER STOCK ARRANGEMENT	
15	PACZZ	96906	MS51937-7	BOLT,EYE 5/8 IN	2
23	PACZZ	96906	MS15003-1	FITTING,LUBRICATION	4
27	PACZZ	96906	MS20913-4	PLUG,PIPE	8

END OF FIGURE

298-1

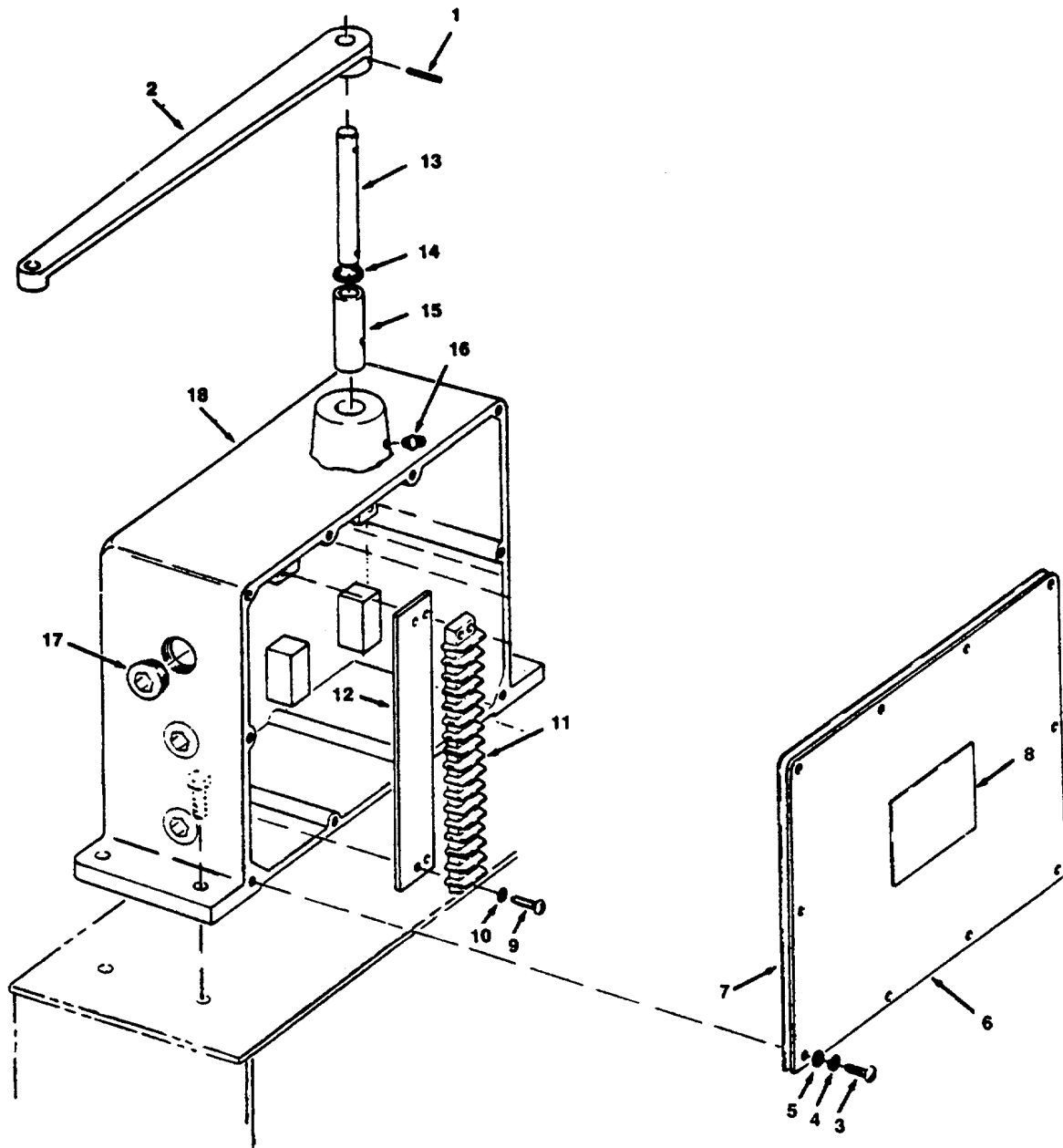


Figure 300. Main Rudder Angle and Repeat Back Transmitter (Sheet 1 of 2)

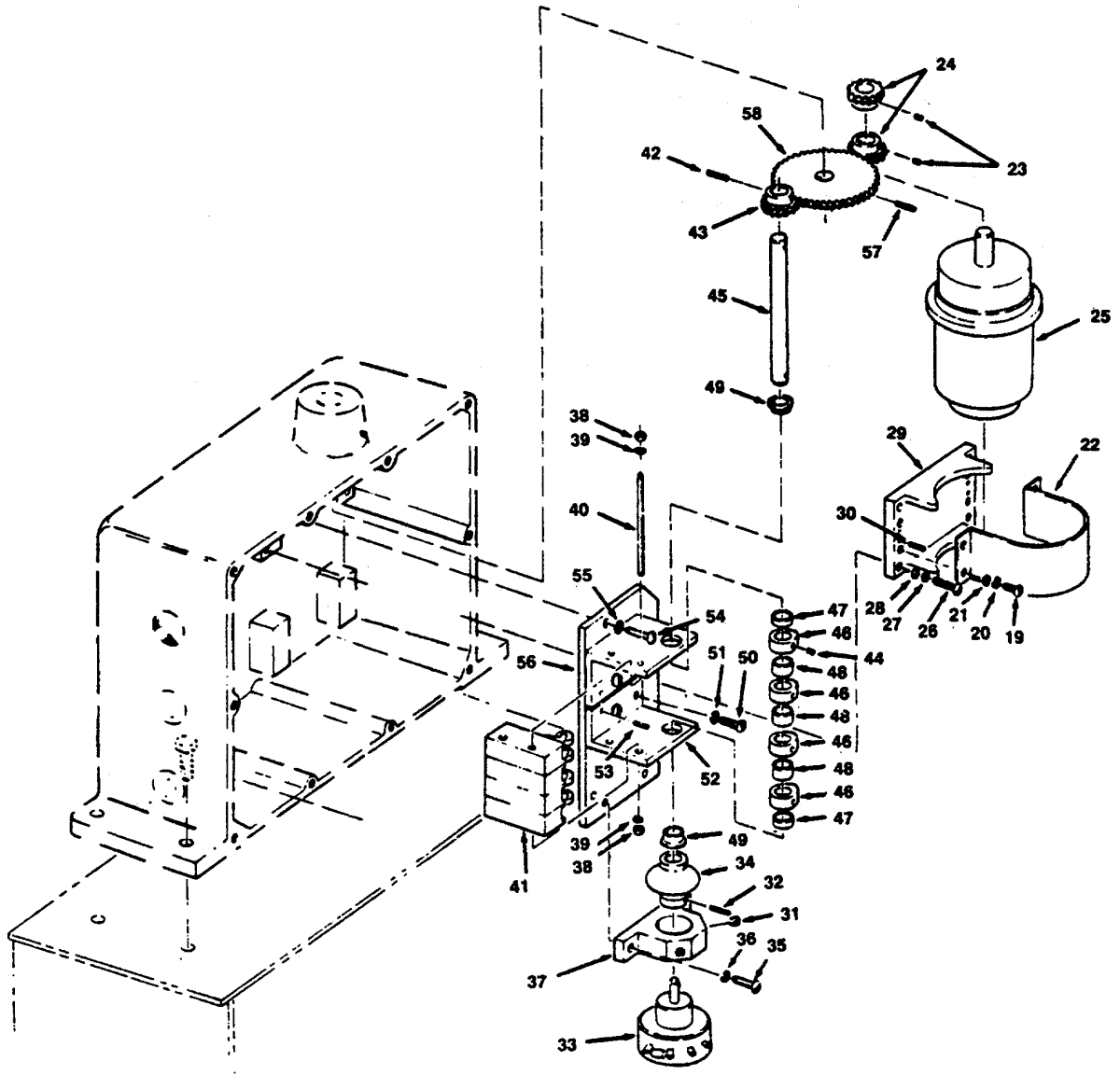


Figure 300. Main Rudder Angle and Repeat Back Transmitter (Sheet 2 of 2)

SECTION II

TM55-1905-220-20P

(1) ITEM NO	(2) SMR CODE	(3) CAGEC	(4) PART NUMBER	(5) DESCRIPTION AND USABLE ON CODES(UOC) GROUP 08 STEERING SYSTEM FIGURE 300 MAIN RUDDER ANGLE AND REPEAT BACK TRANSMITTER	(6) QTY
	XDCHH	03956	1887158-3	TRANSMITTER RUDDER ANGLE AND REPEATBACK 4 TO 1 GEAR RATIO PLUS OR MINUS 35 DEGREE RUDDER TRAVEL MAXIMUM	1
1	PACZZ	96906	MS171564	.PIN,SPRING	1
2	XDCZZ	03956	1887166-2	.ARM TRANSMITTER	1
3	XDCZZ	03956	1887166-43	.SCREW MACHINE ROUND	10
4	PACZZ	96906	MS35338-138	.WASHER,LOCK	10
5	XDCZZ	03956	1887166-39	.WASHER FLAT CRES NO	10
6	XDCZZ	03956	1887166-37	.COVER TRANSMITTER ALUMINUM 1/8 X 9 X 12 INCHES	1
7	XDCZZ	28708	1910	.GASKET COVER TRANSMITTER NEOPRENE	1
8	XDCZZ	03956	1887166-46	.MARKER IDENTIFICATION TRANSMITTER.	1
9	XDCZZ	03956	1887166-34	.SCREW MACHINE ROUND	4
10	PACZZ	96906	MS35338-136	.WASHER,LOCK	4
11	XDCZZ	10651	19016	.STRIP TERMINAL 16 POSITION	1
12	XDCZZ	03956	1887166-33	.STRIP IDENTIFICATION TERMINAL	1
16	PACZZ	96906	MS15003-1	.FITTING.LUBRICATION	1
19	XDCZZ	03956	1887166-17	.SCREW MACHINE ROUND	4
20	PACZZ	96906	MS35338-138	.WASHER,LOCK	4
21	XDCZZ	03956	1887166-39	.WASHER FLAT CRES'NO	4
22	XDCZZ	03956	1887166-13	.CLAMP SYNCHRO	1

END OF FIGURE

300-1

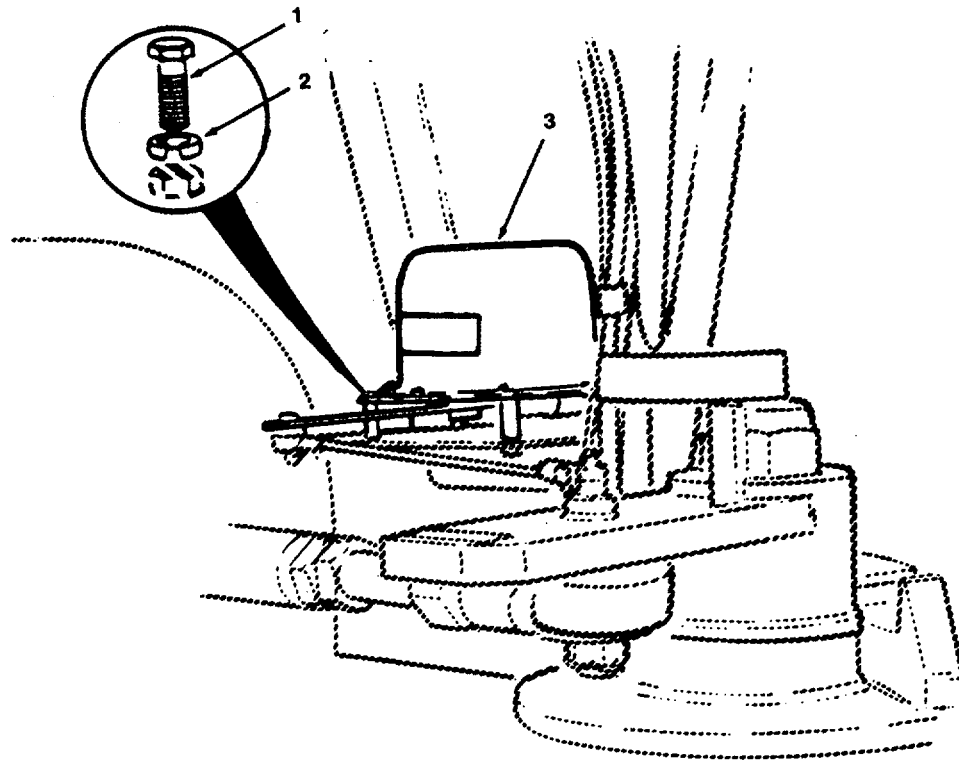


Figure 301. Flanking Rudder Limit Switch

SECTION II

TM55-1905-220-20P

(1) ITEM NO	(2) SMR CODE	(3) CAGEC	(4) PART NUMBER	(5) DESCRIPTION AND USABLE ON CODES(UOC)	(6) QTY
				GROUP 08 STEERING SYSTEM	
				FIGURE 301 FLANKING RUDDER LIMIT SWITCH	
1	PACZZ	96906	MS90725-14	SCREW,CAP,HEXAGON H	4
2	PACZZ	96906	MS35338-44	WASHER.LOCK	4
3	XDCZZ	03956	1887123	SWITCH ASSEMBLY LIMIT 8 INCH	1

END OF FIGURE

301-1

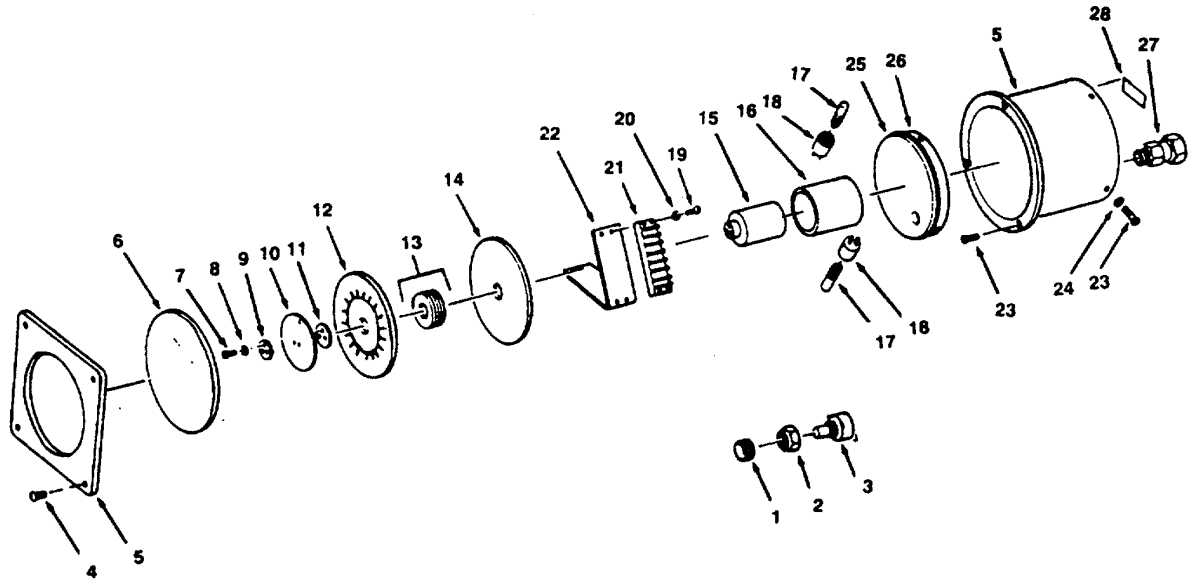


Figure 302. Rudder Angle Indicator

SECTION II

TM55-1905-220-20P

(1) ITEM NO	(2) SMR CODE	(3) CAGEC	(4) PART NUMBER	(5) DESCRIPTION AND USABLE ON CODES(UOC)	(6) QTY
				GROUP 08 STEERING SYSTEM	
				FIGURE 302 RUDDER ANGLE INDICATOR	
	PACHH	03956	1886465-5	INDICATOR,RUDDER AN ANGLE	1
1	XDCZZ	03956	1886465-27	.KNOB DIMMER	1
2	XDCZZ	03956	1886465-28	.NUT SEAL	1
3	XDCZZ	44655	0122 MODEL E	.RHEOSTAT DIMMER 12-1/2 WATT 3500 OHMS .06 AMP	1 -
4	PACZZ	96906	MS51957-18	.SCREW,MACHINE HEAD	4
5	XDCZZ	03956	1886465-23	.COVER HOUSING 6-1/2	1
6	XDCZZ	03956	1886465-22	.WINDOW.INDICATOR 4-7/8 OD X 1/8 IN THK	1
7	PACZZ	96906	MS51957-2	.SCREW,MACHINE HEAD	3
8	PACZZ	96906	MS35338-153	.WASHER.LOCK	3
9	XDCZZ	03956	1886465-7	.CLAMP POINTER ALUMINUM	1
10	XDCZH	03956	1886465-5	.INDICATOR.RUDDER AN THICK ALUMINUM	1
11	XDCZZ	03956	1886465-6	.HUB POINTER ALUMINUM	1
12	XDCZZ	03956	1886465-3	.DIAL INDICATOR 40-0-40 4:1 RATIO PLASTIC	1
13	XDCZZ	03956	NO 4	.SPACER DIAL 1/4 LONG	4
14	XDCZZ	03956	1886465-4	.DEFUSER LIGHT PLASTIC	1
17	PACZZ	58854	120MB	.LAMP INCANDESCENT	2
18	XDCZZ	03956	1886465-8	.SOCKET LAMP	2

END OF FIGURE

302-1

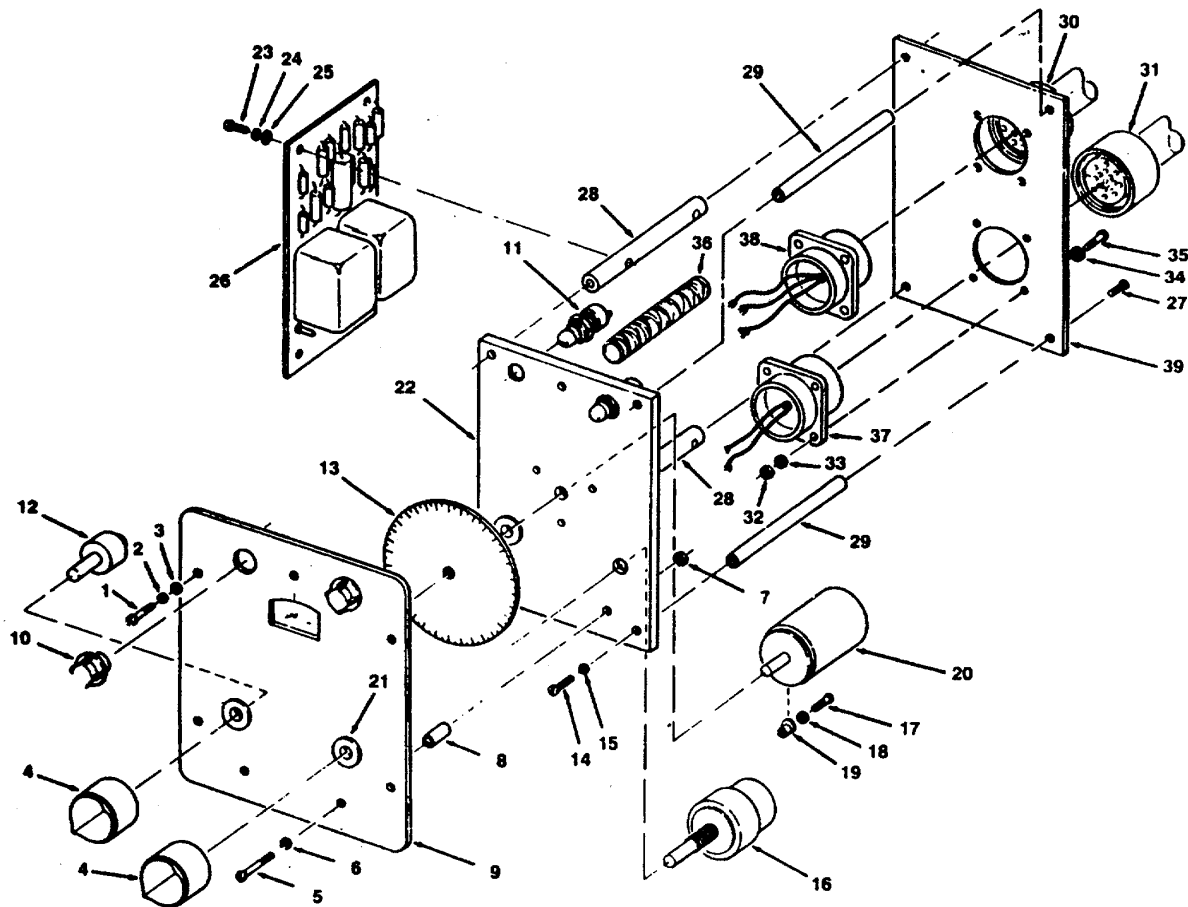


Figure 303. Heading Selector

SECTION II

TM 55-1905-220-20P

(1) ITEM NO	(2) SMR CODE	(3) CAGEC	(4) PART NUMBER	(5) DESCRIPTION AND USABLE ON CODES(UOC)	(6) QTY
GROUP 08 STEERING SYSTEMS					
FIGURE 303 HEADING SELECTOR					
	PACHH	03956	1882521	.SELECTOR ASSEMBLY,H HEADING.....	1
1	PACZZ	96906	MS35206-231	.SCREW,MACHINE HEAD	4
2	PACZZ	96906	MS35338-41	.WASHER,LOCK	4
3	PACZZ	96906	MS27183-5	.WASHER,FLAT	4
4	XDCZZ	03956	727221-2	.KNOB CONTROL	2
5	PACZZ	96906	MS35206-234	.SCREW,MACHINE HEAD	3
6	PACZZ	96906	MS35338-41	.WASHER,LOCK	3
7	PACZZ	96906	MS35649-262	.NUT,PLAIN,HEXAGON	3
8	XDCZZ	03956	1817010	.SPACER PANEL	3
9	XDCZZ	03956	1882640	.PANEL CONTROL HEADING SELECTOR	1
10	XDCZZ	03956	1800403-8	.LIGHT PANEL	2
11	PACZZ	03956	0635-6	.LAMP,INCANDESCENT	2
12	XDCZZ	03956	1853843	.SHAFT ASSEMBLY CONTROL	1
13	XDCZZ	03956	1882638	.SELECTOR,DIAL,HEADI SELECTO R.....	1
14	PACZZ	96906	MS35206-231	.SCREW,MACHINE HEAD	4
15	PACZZ	96906	MS35338-41	.WASHER,LOCK	4

END OF FIGURE

303-1

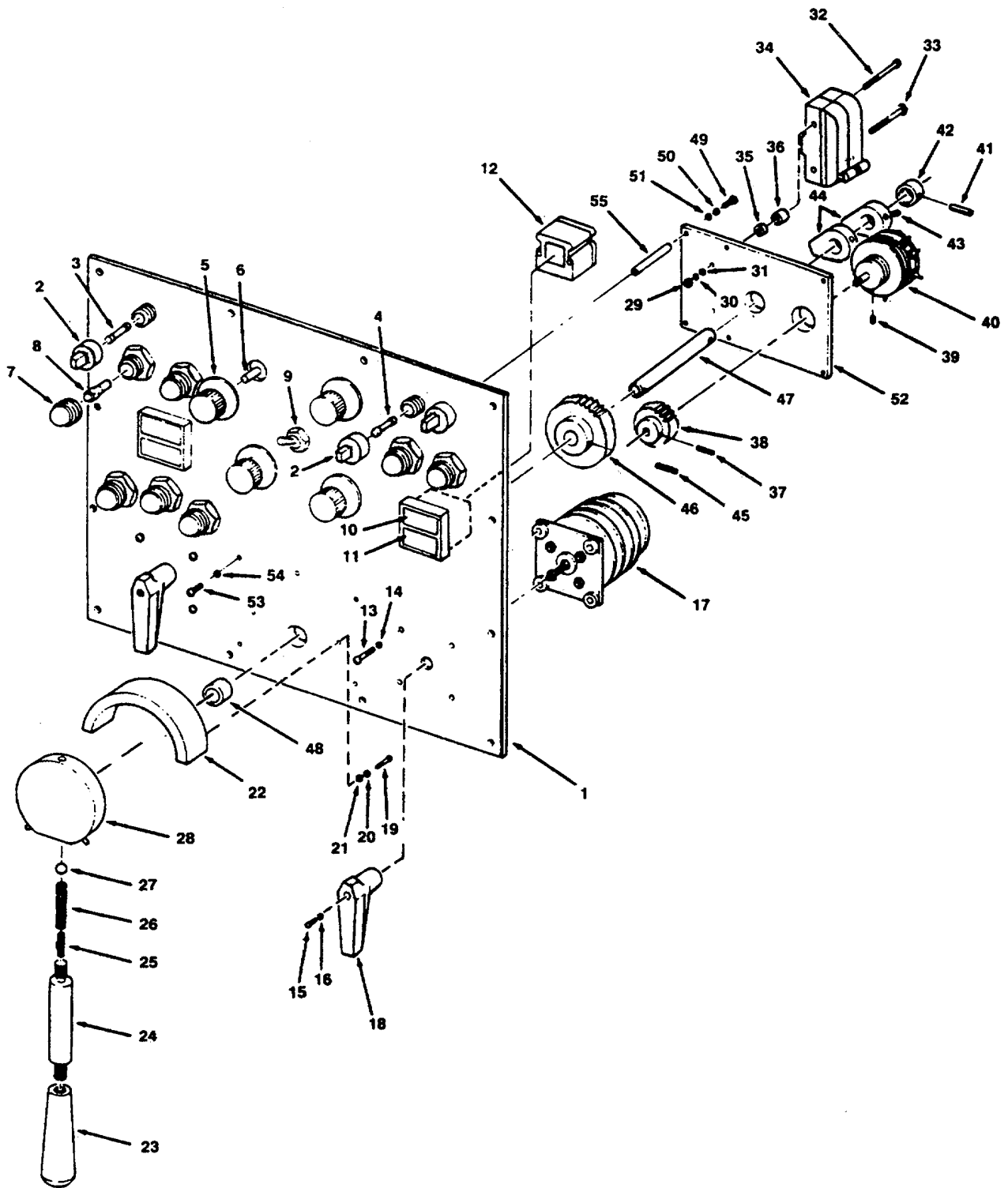


Figure 305. Steering Control Panel

SECTION II

TM 55-1905-220-20P

(1) ITEM NO	(2) SMR CODE	(3) CAGEC	(4) PART NUMBER	(5) DESCRIPTION AND USABLE ON CODES(UOC)	(6) QTY
				GROUP 05 STEERING SYSTEM	
				FIGURE 305 STEERING CONTROL PANEL	
				PANEL ASSEMBLY STEERING	1
1	XDCZZ	03956	1887141	.PLATE MOUNTING ALUMINUM	1
2	PACZZ	81349	FHL17G2	.FUSEHOLDER.EXTRACTO INDICATING	3
				NEON LAMP TYPE CLEAR	
3	PACZZ	81349	F02A250V5A	.FUSE,CARTRIDGE 5 AMPERE 250 VOLT	2
4	PACZZ	81349	F02A250V2A	.FUSE,CARTRIDGE 2 AMPERE 250 VOLT	1
5	XDCZZ	03956	1802660-5	.KNOB ADJUSTMENT CONTROL PANEL	4
6	PACZZ	81349	RA20NASD103A	.RESISTOR,VARIABLE,W 10K OHMS.	4
7	PACZZ	72619	203-2210-0114-20	.LIGHT,INDICATOR DIMMING BLUE	7
			3		
8	PACZZ	58854	120MB	.LAMP INCANDESCET	7
9	PACZZ	96906	MS24523-22	.SWITCH,TOGGLE	1
10	XDCZZ	27193	E30KB180	.BUTTON START	2
11	XDCZZ	27193	E30KB281	.BUTTON STOP	2
12	XDCZZ	27193	E30KLA-3	.BLOCK CONTACT PUSH SWITCH	2
13	PACZZ	96906	MS35206-265	.SCREW,MACHINE HEAD	8
14	XDCZZ	83259	600-015-10	.RETAINER,PACKING	8
15	PACZZ	96906	MS35206-228	.SCREW,MACHINE HEAD	2
16	PACZZ	96906	MS35338-136	.WASHER,LOCK	2
18	XDCZZ	03956	1802366	.HANDLE PISTOL GRIP	2
19	PACZZ	96906	MS35206-246	.SCREW,MACHINE HEAD	3
20	PACZZ	96906	MS35338-137	.WASHER,LOCK	3
21	PACZZ	96906	MS15795-807	.WASHER,FLAT	3
22	XDCZZ	03956	1855082	.STOP DETAIL	1
23	XDCZZ	03956	1801152	.HANDLE RUBBER CONTROL	1
24	XDCZZ	03956	1816730	.SHAFT SHOULDERED 5 INCHES LONG	1
				CRES	
25	PACZZ	96906	MS16562-237	.PIN,SPRING MINIATURE 120 VOLT 3	1
				WATT	
26	XDCZZ	03956	1615904	.SPRING CONTROL LEVER DETENT	1
27	XDCZZ	02751	101-3/8	.BALL NYLON 3/8	1
28	XDCZZ	03956	1855081	.HUB SHAFT RUDDER CONTROL CRES	1
53	PACZZ	96906	MS35206-245	.SCREW,MACHINE HEAD	4
54	PACZZ	83259	600-015-8	.PACKING WITH RETAIN	4

END OF FIGURE

305-1

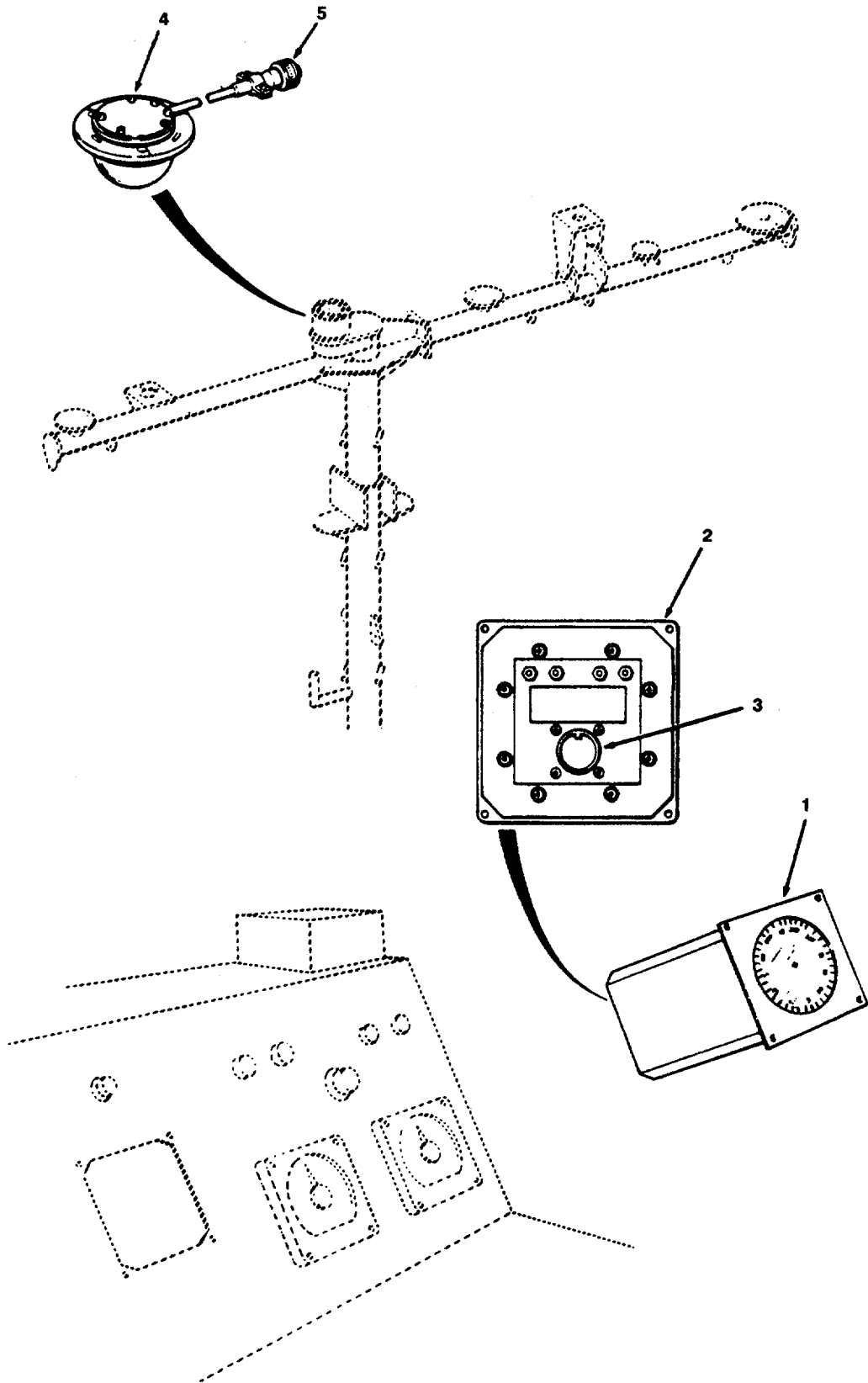


Figure 306. Remote Magnetic Heading System

SECTION II

TM 55-1905-220-20P

(1) ITEM NO	(2) SMR CODE	(3) CAGEC	(4) PART NUMBER	(5) DESCRIPTION AND USABLE ON CODES(UOC)	(6) QTY
				GROUP 08 STEERING SYSTEMS	
				FIGURE 306 REMOTE MAGNETIC HEADING SYSTEMS	
1	PBOHD	07187	2593843-901	INDICATOR. INDUCTION REMOTE MAGNETIC(REPAIR AT SPERRY REPAIR CTR)	1
4	PBOHD	07187	2590057-901	TRANSMITTER.INDUCTI MAGNETIC INDUCTION COMPASS (REPAIR AT SPERRY REPAIR CENTER)	1

END OF FIGURE

306-1

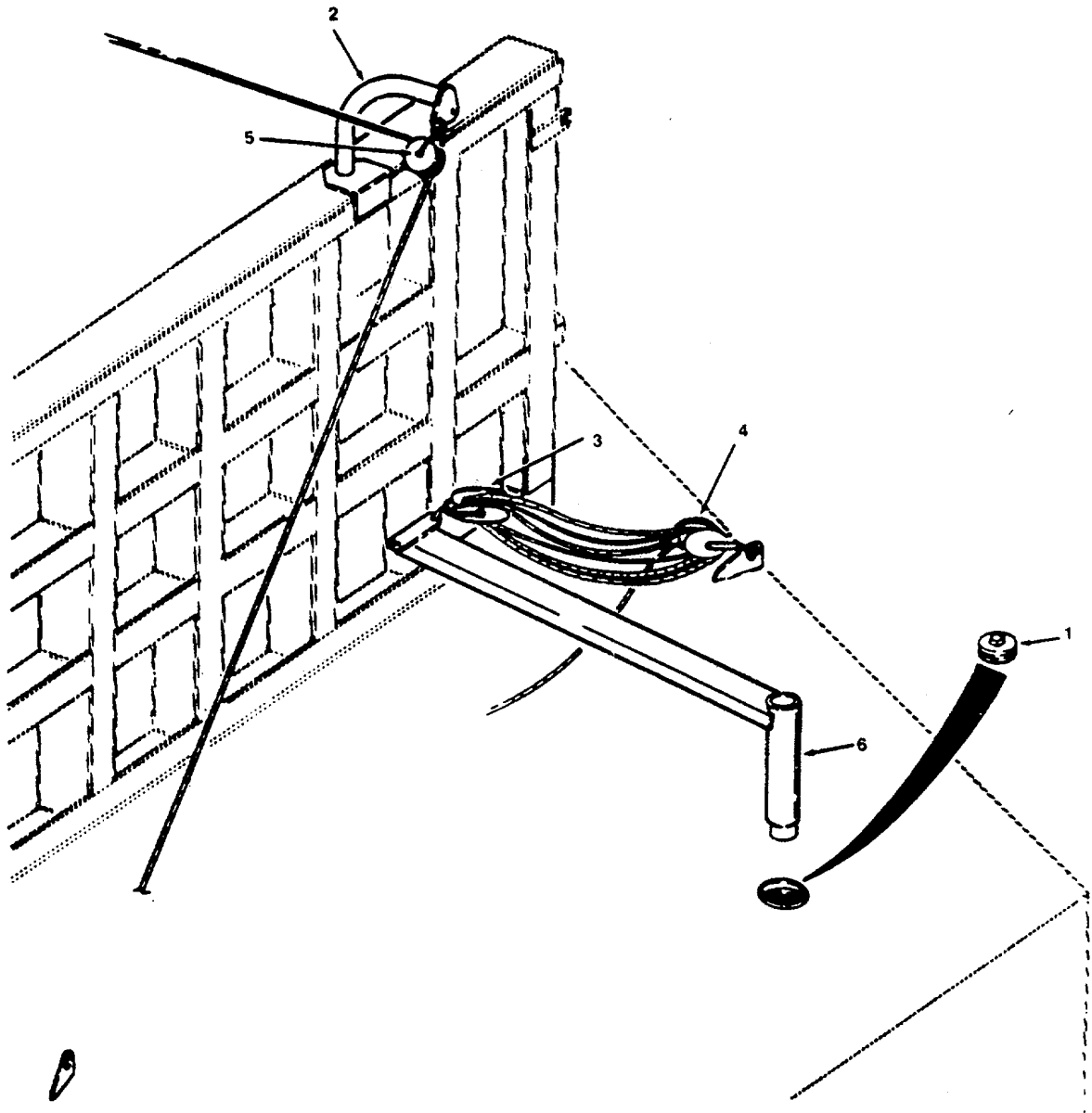


Figure 307. Emergency Steering Arrangement

SECTION II

TM 55-1905-220-20P

(1) ITEM NO	(2) SMR CODE	(3) CAGEC	(4) PART NUMBER	(5) DESCRIPTION AND USABLE ON CODES(UOC)	(6) QTY
ARRANGEMENT					
GROUP 08 STEERING SYSTEMS					
FIGURE 307 EMERGENCY STEERING					
	XDCHH	98042	518-4661595	GEAR,EMERGENCY STEE STEERING	1
1	XDCZZ	80064	518-4661595-7	.PLUG PIPE BRONZE 3-1/2-8NPT 1-1/2 IN SO CSK	2
2	XDCZZ	80064	518-4661595-DET 6A	.DAVIT BLOCK EMERGENCY STEERING	1
3	XDCZZ	80064	518-4661595-1	.BLOCK TRIPLE WITH JAW AND EYE SWIVEL WOIDD	2
4	XDCZZ	80064	518-4661595-2	.BLOCK TRIPLE W/JAW AND EYE SWIVEL AND BECKET	2
5	XDCZZ	80064	518-4661595-3	.BLOCK SINGLE WITH UPSET SHACKLE	2
6	XDCZZ	80064	518-4661595DET4D	.TILLER EMERGENCY STEERING	1

END OF FIGURE

307-1

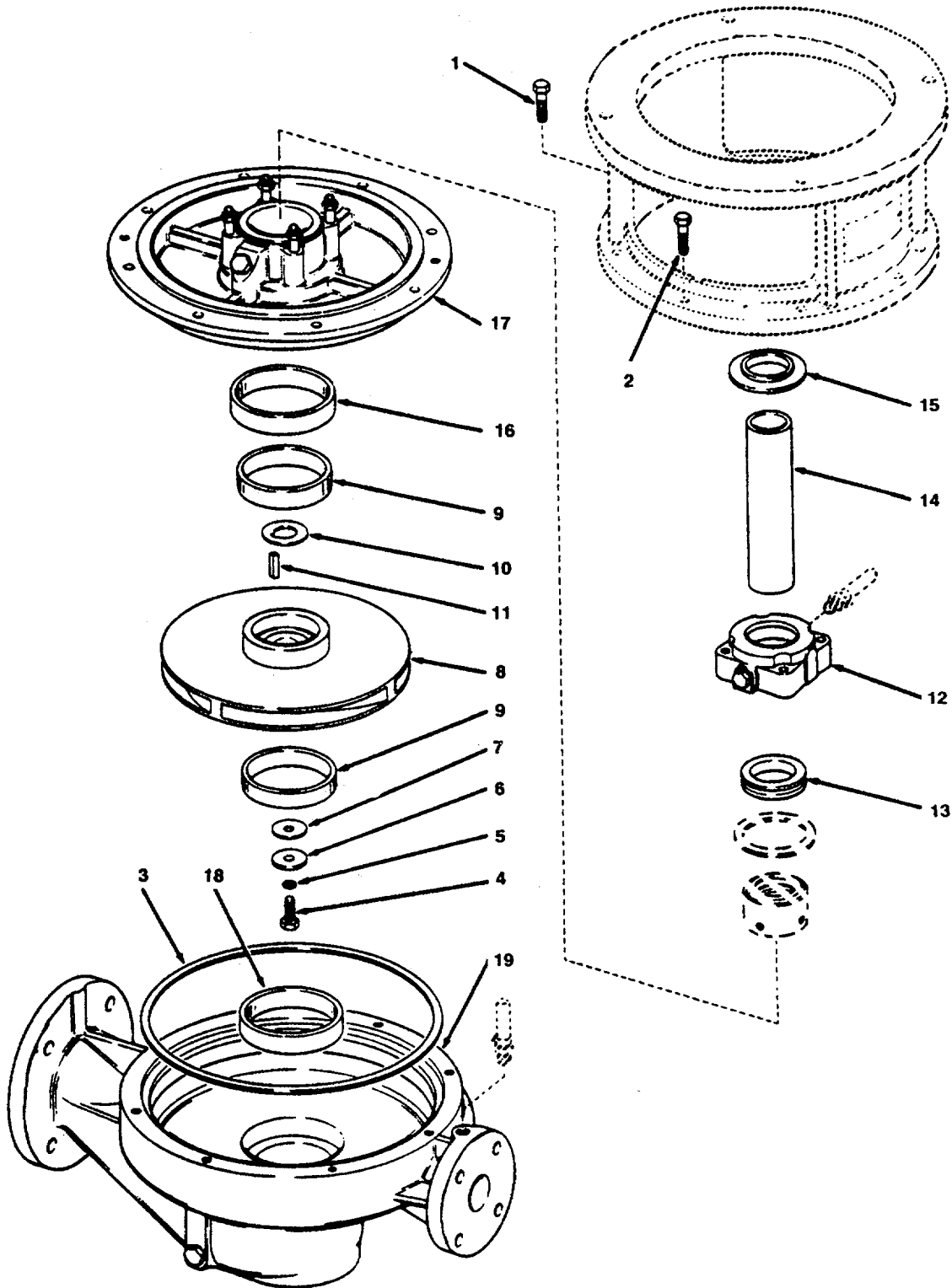


Figure 308. Fire Pump

SECTION II

TM 55-1905-220-20P

(1) ITEM NO	(2) SMR CODE	(3) CAGEC	(4) PART NUMBER	(5) DESCRIPTION AND USABLE ON CODES(UOC)	(6) QTY
GROUP 09 PUMP SETS					
FIG. 308 FIRE PUMP					
	XDCHF	16859	FIG3185VA50E-DC6	PUMP UNIT (SERIAL NOS. DC602449-	1
			02449	602457)	
12	XDCZZ	16859	0057042	GLAND STUFFING BOX	1
13	XDCZZ	16859	0076642	HALF RING,LANTERN	1

END OF FIGURE

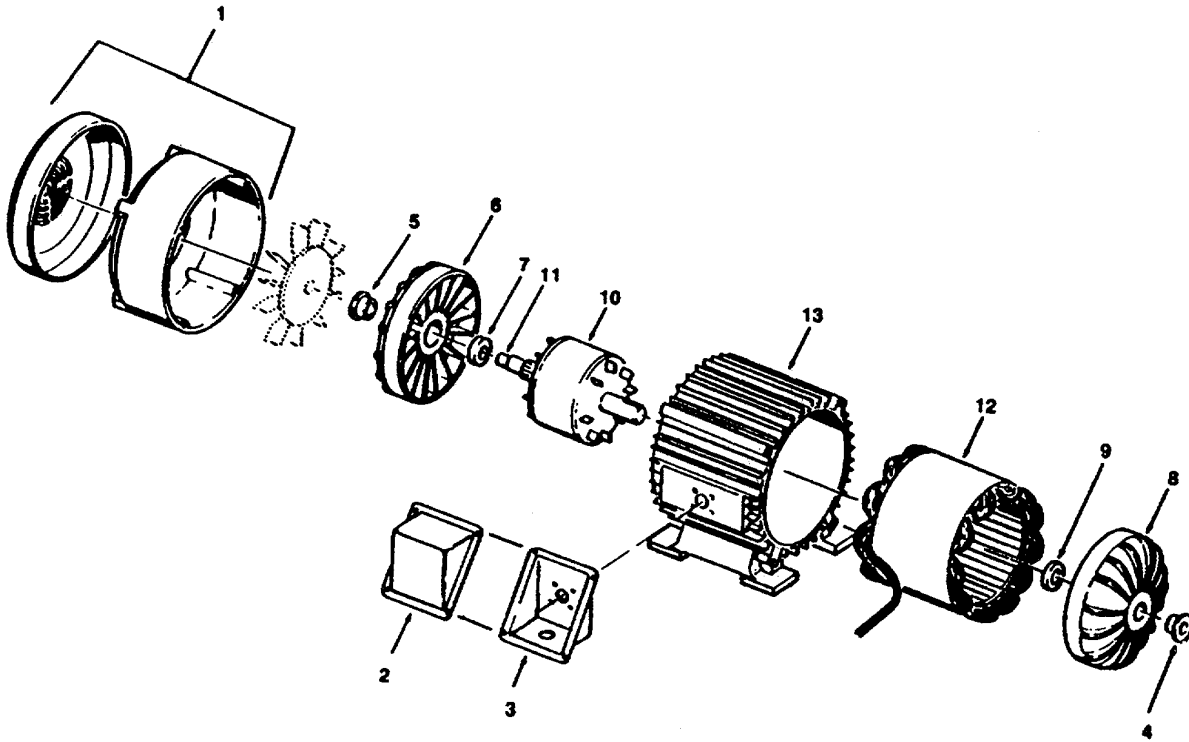


Figure 309. Pump Motor

SECTION II

TM 55-1905-220-20P

(1) ITEM NO	(2) SMR CODE	(3) CAGEC	(4) PART NUMBER	(5) DESCRIPTION AND USABLE ON CODES(UOC)	(6) QTY
GROUP 09 PUMP SETS					
FIG. 309 PUMP MOTOR					
	PACHD	50380	705464	MOTOR 60HZ 3PHASE 3600RPM 30 HP	1
				TOT-ENCLSD FAN COOLED BALL BEARING FRAME 286TJP	
1	XDCZZ	50380	78563-3A	.COVER FAN STEEL	1
2	XDCZZ	50380	75459-3-A	.COVER C/BOX CAST IRON	1
3	XDCZZ	50380	75458-19-B	.BOX TERMINAL CAST IRON	1
4	XDCZZ	50380	603754-9-A	.CAP BE INNER CAST IRON	1
5	XDCZZ	50380	603754-3C	.CAP FE INNER CAST IRON	1
6	XDCZZ	50380	85899-8-B	.BRACKET FE CAST IRON	1
7	PACZZ	50380	405850-95-D	.BEARING,BALL,ANNULA STEEL	1
8	XDCZZ	50380	85900-19-B	.BRACKET BE CAST IRON	1
9	PACZZ	50380	405850-95-AH	.BEARING,BALL,ANNULA STEEL	1

END OF FIGURE

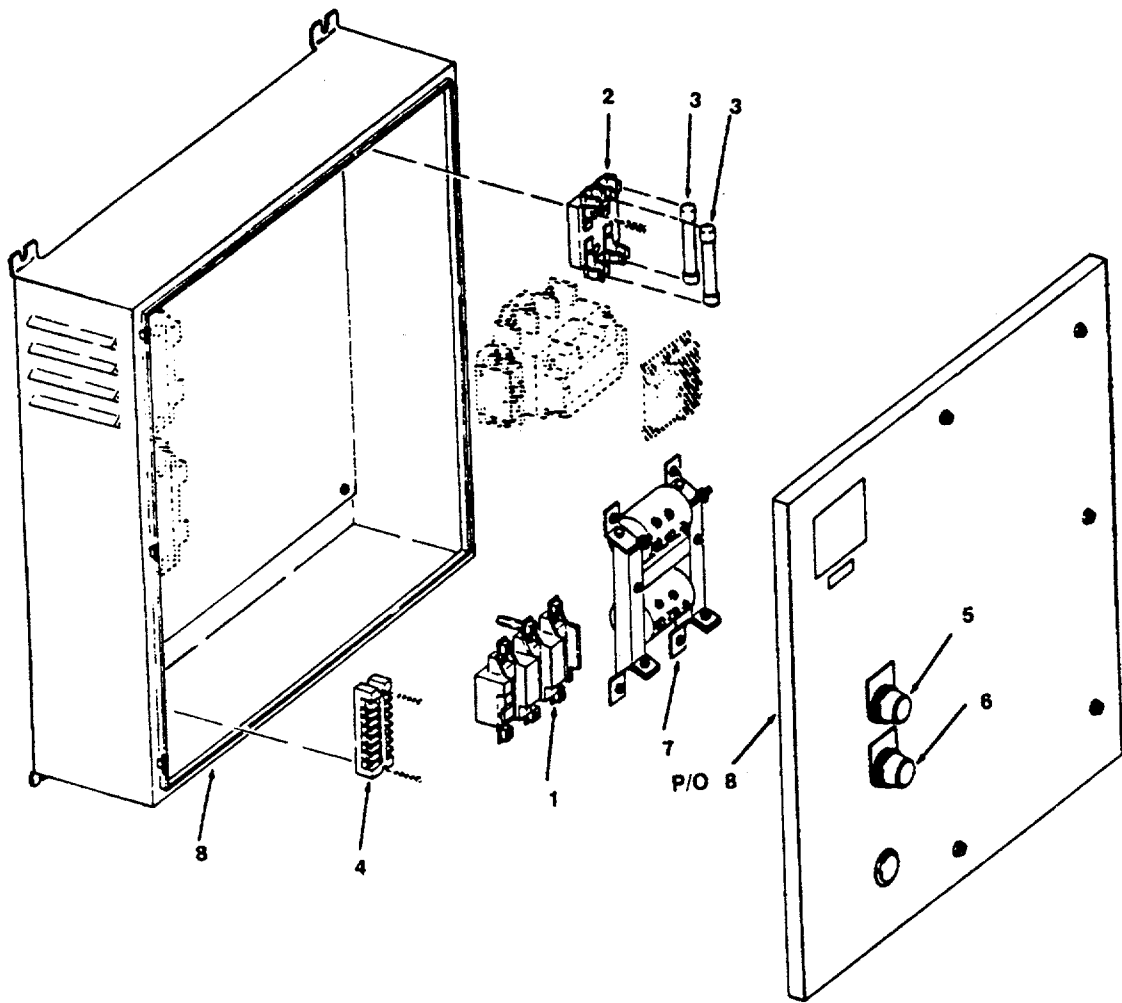


Figure 310. Motor Controller

SECTION II

TM 55-1905-220-20P

(1) ITEM NO	(2) SMR CODE	(3) CAGEC	(4) PART NUMBER	(5) DESCRIPTION AND USABLE ON CODES(UOC)	(6) QTY
-------------------	--------------------	--------------	-----------------------	---	------------

GROUP 09 PUMP SETS

FIG. 310 MOTOR CONTROLLER

	XDCHZ	27192	6866ED242	CONTROLLER,MOTOR	1
3	PACZZ	27192	611-683	..FUSE,CARTRIDGE VOLT	2
5	XDCZZ	27192	10250T101-1M33	.PUSHBUTTON START	1
6	XDCZZ	27192	10250T102-1M34	.PUSHBUTTON STOP.....	1
8	XDCZZ	27192	121G163422E	.ENCLOSURE WALL TYPE NOT SERVICED	1
				SEPARATELY	

END OF FIGURE

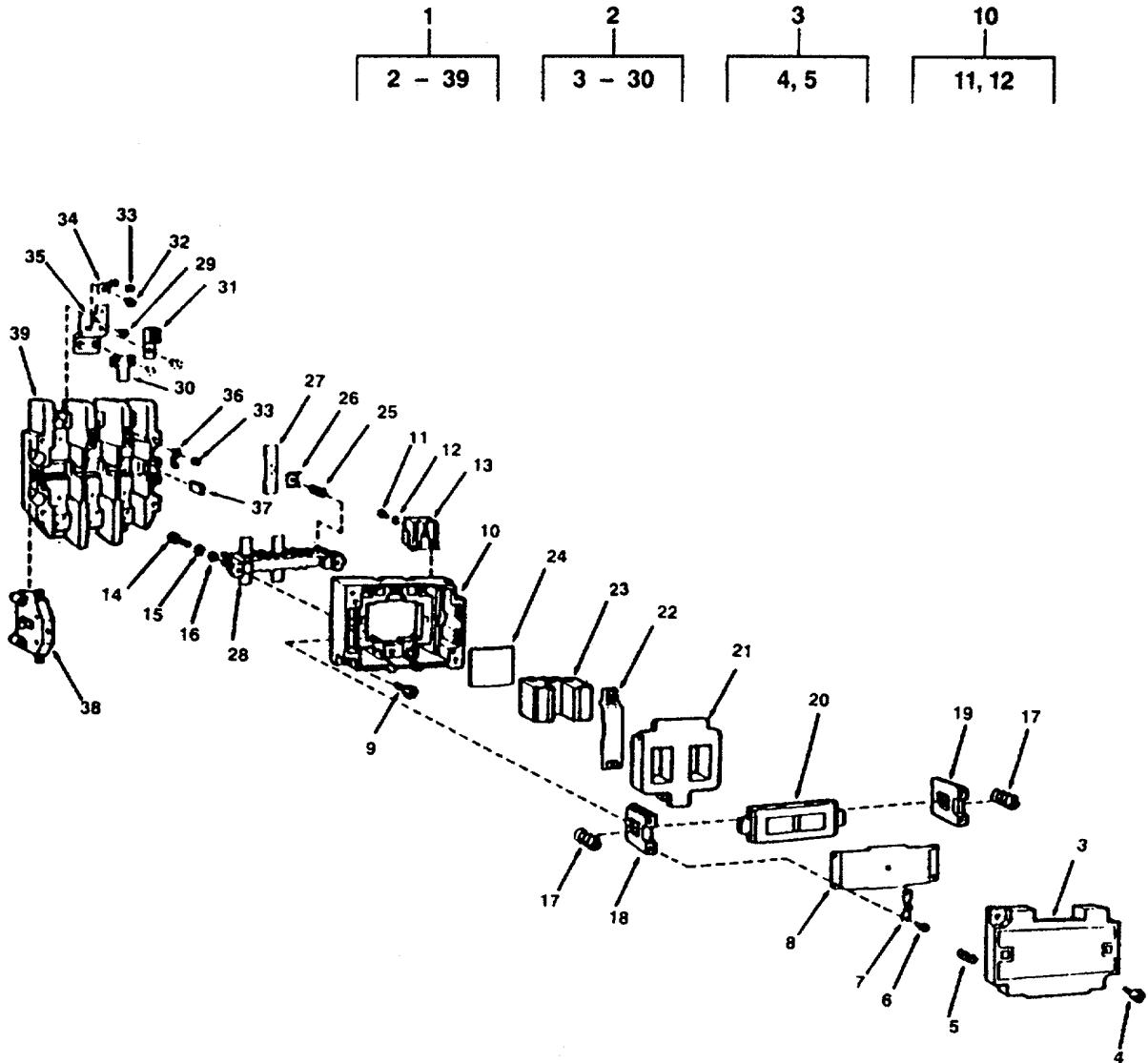


Figure 311. Contactor

(1) ITEM NO	(2) SMR CODE	(3) CAGEC	(4) PART NUMBER	(5) DESCRIPTION AND USABLE ON CODES(UOC)	(6) QTY
GROUP 09 PUMP SETS					
FIG. 311 CONTACTOR					
1	XDCZZ	27192	65-682-3B	.CONTACTOR SIZE 3 3 POLE AC	1
2	XDCZZ	27192	C10EX	..POWER UNIT CONTACTOR.....	1
3	XDCZZ	27192	49-4152	...COVER POWER UNIT	1
4	XDCZZ	27192	11-2313SCREW PAN HEAD SEMS	2
5	XDCZZ	27192	69-2552SPRING COVER	4
6	XDCZZ	27192	11-2523	SCREW PAN HEAD SEMS	4
7	XDCZZ	27192	30-4864	PLATE INDICATING	2
8	XDCZZ	27192	79-8622	PLATE CLAMP	1
9	XDCZZ	27192	11-2522	SCREW SLOTTED HEX HEAD 1/4-20 X	2
				1.45.....	
10	XDCZZ	27192	49-3626	HOUSING MAGNET	1
11	XDCZZ	27192	11-3106	SCREW PAN HEAD 8-18	6
12	PACZZ	96909	MS35338-42	WASHER,LOCK	6
13	XDCZZ	27192	62-531	BLOWOUT	6
14	XDCZZ	27192	11-3107	SCREW PAN HEAO 10-32 X 15/16	4
15	PACZZ	96906	MS35338-43	WASHER,LOCK	4
16	PACZZ	96906	MS27183-41	WASHER,FLAT	4
17	XDCZZ	27192	69-2554	SPRING PUSH BAR	2
18	XDCZZ	27192	61-1612	BAR PUSH LH	1
19	XDCZZ	27192	61-1606	BAR PUSH RH	1
20	XDCZZ	27192	48-1029	ARMATURE REPLACE MAGNET FRAME	1
				48-1030 WHENEVER COIL REPLACEMENT IS REQUIRED	
21	PACZZ	27192	9-1891-3	COIL,ELECTRICAL	1
22	XDCZZ	27192	19-1570	CLAMP MAGNET FRAME	1
23	XDCZZ	27192	48-1030	FRAME MAGNET REPLACE ARMATURE	1
				48-1029 WHENEVER MAGNET FRAME REPLACEMENT IS NECESSARY	
24	XDCZZ	27192	69-2770	SPRING	1
25	KFCZZ	27192	69-2908	SPRING,HELICAL,COMP PART OF KIT	3
				P/N 6-25-2	
26	KFCZZ	27192	19-1736-2	RETAINER PART OF KIT P/N 6-25-2	3
27	KFCZZ	27192	23-4029	CONTACT ASSEMBLY.EL PART OF KIT	3
				P/N 6-25-2	
28	XDCZZ	27192	23-4030-3	BAR CONTACT	1
29	KFCZZ	27192	11-2390	SCREW FLAT HEAD PART OF KIT P/N 6	18
				-25-2.....	
30	KFCZZ	27192	23-4028	CONTACT,ELECTRICAL PART OF KIT	6
				P/N 6-25-2	
31	XDCZZ	27192	80-2801	LUG COPPER FURNISHED WITH OPEN	6
				CONTACTOR	
31	XDCZZ	27192	80-3307	LUG ALUMINUM FURNISHED WITH	6
				ENCLOSED CONTACTOR	
32	XDCZZ	27192	11-2912	SCREW SLOTTED HEX SEMS 174-20 X	2
				5/8.....	
33	XDCZZ	27192	55-1743	CLAMP TERMINAL	2
34	XDCZZ	27192	80-2824	TERMINAL CONTROL	2
35	XDCZZ	27192	80-2807	PLATE TERMINAL	6

SECTION II

TM 55-1905-220-20P

(1) ITEM NO	(2) SMR CODE	(3) CAGEC	(4) PART NUMBER	(5) DESCRIPTION AND USABLE ON CODES(UOC)	(6) QTY
36	XDCZZ	27192	80-2747	..CLIP TERMINAL COIL	2
37	XDCZZ	27192	56-3494	..INSULATOR	1
	PACZZ	27192	6-25-2	..CONTACT ASSEMBLY,EL CONTACTS	1
				CONTACT ASSEMBLY,EL (3) 311-27	
				CONTACT,ELECTRICAL (6) 311-30	
				RETAINER (3) 311-26	
				SCREW FLAT HEAD (8) 311-29	
				SPRING,HELICAL,COMP (3) 311-25	

END OF FIGURE

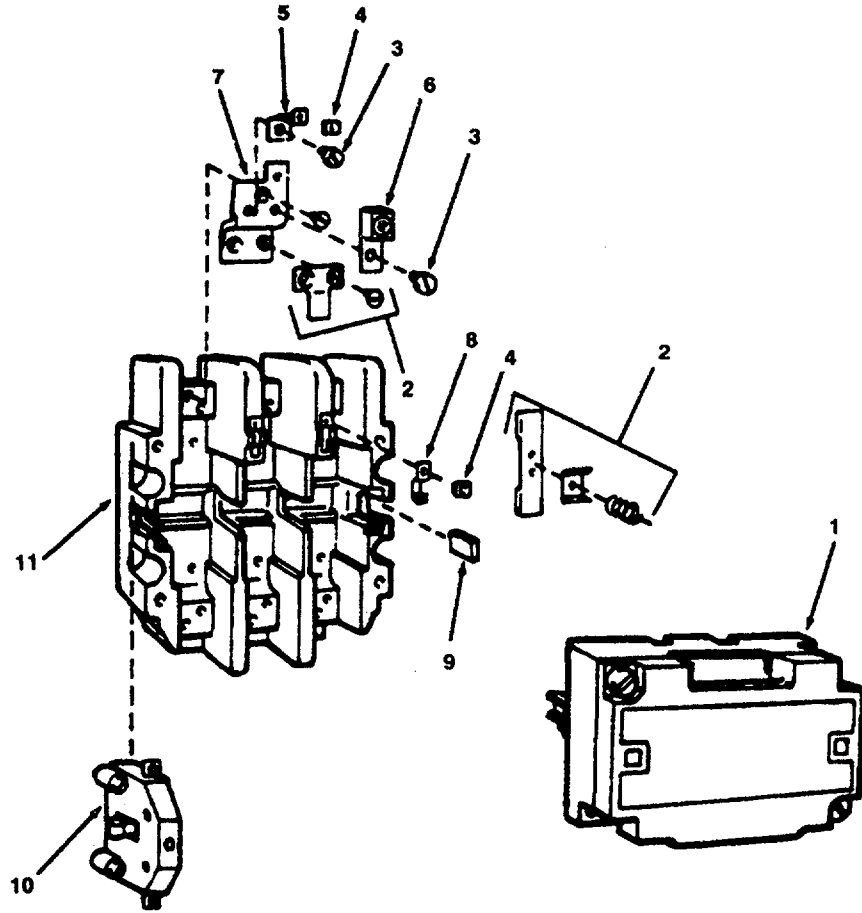


Figure 312. Starter

SECTION II

TM 55-1905-220-20P

(1) ITEM NO	(2) SMR CODE	(3) CAGEC	(4) PART NUMBER	(5) DESCRIPTION AND USABLE ON CODES(UOC)	(6) QTY
GROUP 09 PUMP SETS					
FIG. 312 STARTER					
1	XDCHH	27192	65-688-1N	..STARTER AC MAGNETIC	1
	XDCZZ	27192	C10EX	..POWER UNIT CONTACTOR (IDENTICAL	2
				TO PWR UNIT USED ON CONTRACTOR 65-	
				682-3B).....	
2	PACZZ	27192	6-25-2	..CONTACT ASSEMBLY,EL CONTACTS	1
3	XDCZZ	27192	11-2682	..SCREW SLOTTED HEX SEMS 1/4-20 X	2
				5/8.....	
4	XDCZZ	27192	55-1743	..CLAMP TERMINAL	2
5	XDCZZ	27192	80-2824	..TERMINAL CONTROL	2
6	XDCZZ	27192	80-2801	..LUG COPPER FURNISHED WITH OPEN	6
				CONTACTOR	
6	XDCZZ	27192	80-3307	..LUG ALUMINUM FURNISHED WITH	6
				ENCLOSED CONTACTOR	
7	XDCZZ	27192	80-2807	..PLATE TERMINAL	6
8	XDCZZ	27192	80-2747	..CLIP TERMINAL COIL	2
9	XDCZZ	27192	56-3494	..INSULATOR	1

END OF FIGURE

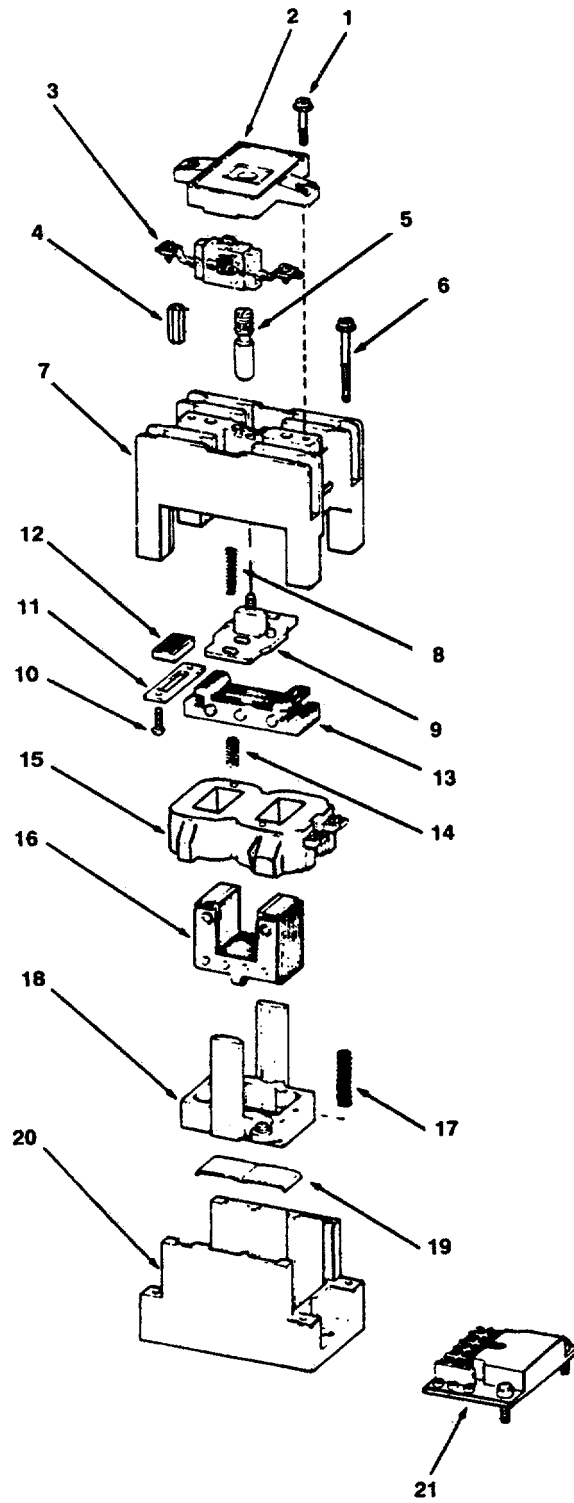


Figure 313. M Type Relay

SECTION II

TM 55-1905-220-20P

(1) ITEM NO	(2) SMR CODE	(3) CAGEC	(4) PART NUMBER	(5) DESCRIPTION AND USABLE ON CODES(UOC)	(6) QTY
GROUP 09 PUMP SETS					
FIG. 313 M TYPE RELAY					
1	XDCZZ	27192	11-2494	..SCREW,MACHINE	2
2	XDCZZ	27192	99-849	..PLATE COVER	1
3	XDCZZ	27192	D26MPR	..SWITCH SUBASSEMBLY	4
4	XDCZZ	27192	61-1728	..CONNECTOR,RECEPTACLE	1
5	XDCZZ	27192	61-1897	..MANUAL OPERATOR	1
6	XDCZZ	27192	11-2619	..SCREW,MACHINE	4
8	XDCZZ	27192	69-2741	..SPRING,HELICAL,COMP	2
9	XDCZZ	27192	61-1721	..BAR,ACTUATOR,ELECTR	1
10	PACZZ	96906	MS35206-229	..SCREW,MACHINE HEAD	4

END OF FIGURE

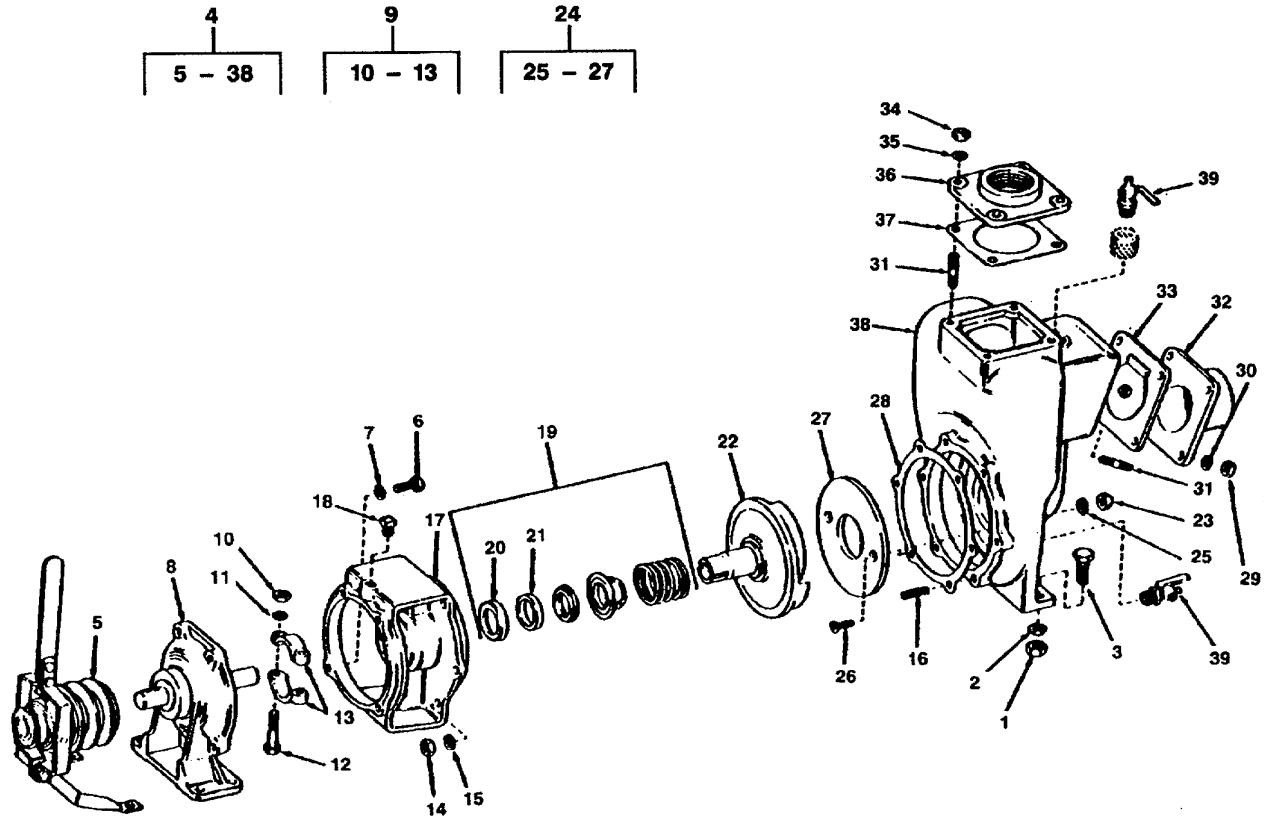


Figure 314. Bilge Pump

SECTION II

TM 55-1905-220-20P

(1) ITEM NO	(2) SMR CODE	(3) CAGEC	(4) PART NUMBER	(5) DESCRIPTION AND USABLE ON CODES(UOC)	(6) QTY
GROUP 09 PUMP SETS					
FIG. 314 BILGE PUMP					
1	PACZZ	96906	MS51967-8	NUT,PLAIN,HEXAGON	6
2	PACZZ	96906	MS35338-46	WASHER,LOCK	6
3	XDCZZ	96906	MS90725-64	SCREW,CAP,HEXAGON H	6
4	XDCHZ	76122	24552	PUMP,CENTRIFUGAL	1
5	PACHH	76122	24463	.CLUTCH,PEDESTAL DOUBLE GROOVE	1
6	XDCZZ	76122	21259	.SCREW CAP 3/8 INCH STAINLESS STEEL	4
7	PACZZ	96906	MS35338-141	.WASHER,LOCK	4
8	XDCZZ	76122	23388	.PEDESTAL ASSEMBLY BILGE PUMP	1
9	PACZZ	76122	23039	.CLAMP ASSEMBLY IMPELLER	1
10	PACZZ	96906	MS51971-3	..NUT,PLAIN,HEXAGON	2
11	PACZZ	96906	MS35338-141	..WASHER,LOCK	2
12	XDCZZ	76122	21269	..SCREW STAINLESS STEEL	2
13	XACZZ	76122	22356	..CLAMP IMPELLER	2
14	PACZZ	96906	MS51971-3	..NUT,PLAIN,HEXAGON	6
15	PACZZ	96906	MS35338-141	..WASHER,LOCK	6
16	PACZZ	76122	21260	..STUD INCH STAINLESS STEEL	6
17	XDCZZ	76122	22347	..ADAPTOR BILGE PUMP BRONZE	1
18	PACZZ	96906	MS20913-1J	..PLUG,PIPE 1/8 NPT	1
19	PACZZ	76122	22361	..SEAL ASSEMBLY,PUMP	1
20	XACZZ	76122	22365	..WASHER SEAL SELF-LUBRICATED	1
				CARBON	
21	XACZZ	76122	22373	..SEAT SEAL SELF-LUBRICATED	1
22	PACZZ	76122	23037	..IMPELLER,PUMP BRONZE	1
23	PACZZ	76122	21263	..NUT,PLAIN,CAP STAINLESS STEEL	2
24	PACZZ	76122	22375	..PLATE,RETAINING,BEA	1
25	PACZZ	76122	21271	..GASKET INCH	2
26	XDCZZ	76122	21262	..SCREW FLAT HEAD 3/8 INCH	2
				STAINLESS STEEL	
27	XACZZ	76122	22243	..PLATE WEAR BRASS	1
28	PACZZ	76122	22240	..GASKET ADAPTOR	4
29	PACZZ	96906	MS51971-3	..NUT,PLAIN,HEXAGON	4
30	PACZZ	96906	MS35338-141	..WASHER,LOCK	4
31	PACZZ	76122	21261	..STUD,PLAIN INCH STAINLESS STEEL	8
32	XDCZZ	76122	22368	..FLANGE INLET 2 INCH	1
33	PACZZ	76122	23040	..VALVE FLAPPER,PUMP BILGE PUMP	1
34	PACZZ	96906	MS51971-3	..NUT,PLAIN,HEXAGON	4
35	PACZZ	96906	MS35338-141	..WASHER,LOCK	4
36	XDCZZ	76122	22371	..FLANGE OUTLET 2 INCH	1
37	PACZZ	76122	22358	..GASKET FLANGE	1
38	XDCZZ	76122	22350	..HOUSING BILGE PUMP BRONZE	1
39	XDCZZ	14959	702 1/4 MPT	PETCOCK 1/4 MPT BRASS	1

END OF FIGURE

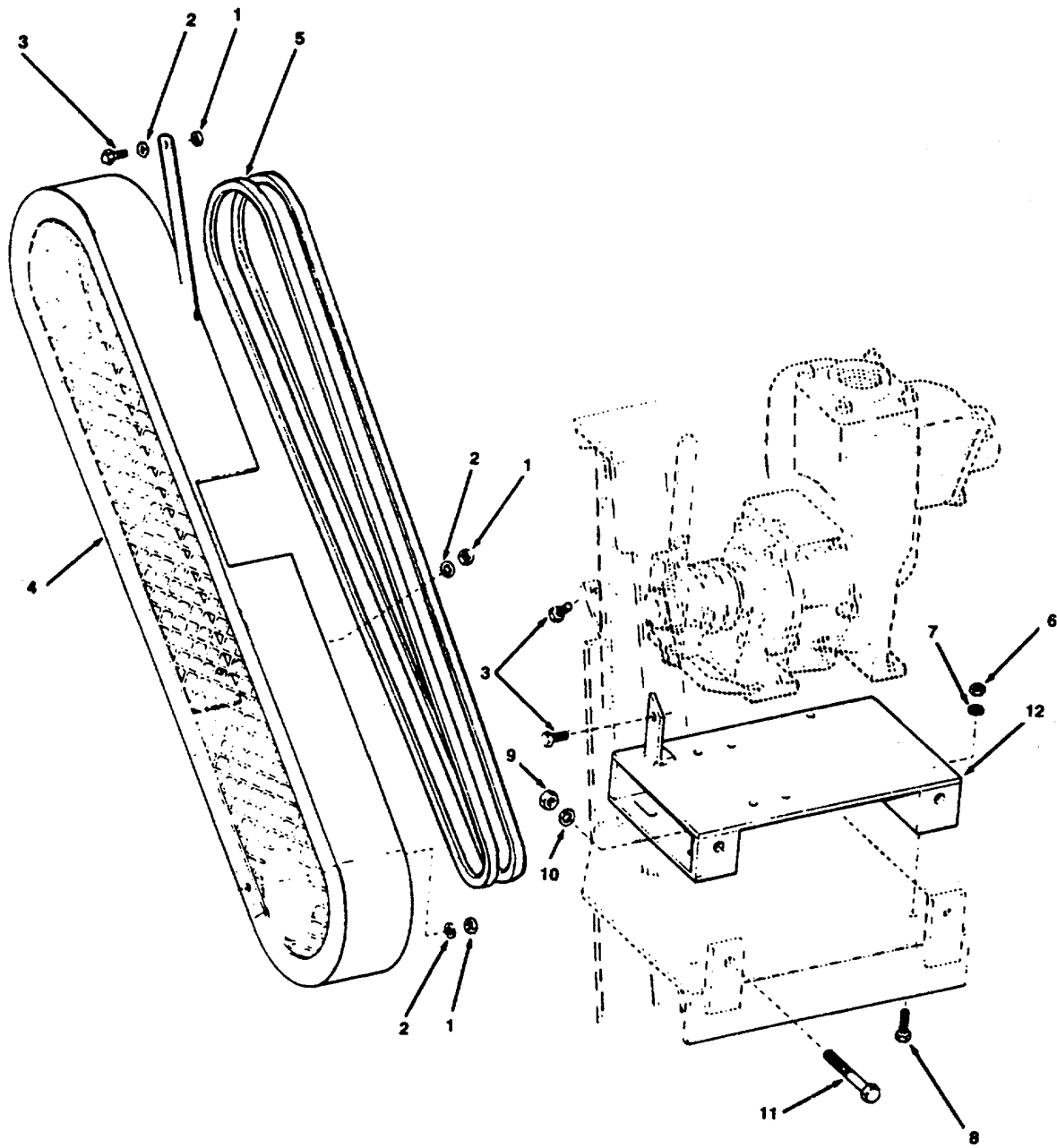


Figure 315. Bilge Pump Foundation and Guard

SECTION II

TM 55-1905-220-20P

(1) ITEM NO	(2) SMR CODE	(3) CAGEC	(4) PART NUMBER	(5) DESCRIPTION AND USABLE ON CODES(UOC)	(6) QTY
GROUP 09 PUMP SETS					
FIG. 315 BILGE PUMP FOUNDATION AND GUARD					
1	PACZZ	96906	MS51967-8	NUT,PLAIN,HEXAGON	3
2	PACZZ	96906	MS35338-46	WASHER,LOCK	3
3	PACZZ	96906	MS90725-62	SCREW,CAP,HEXAGON H	3
4	XDCZZ	80064	201-4661551DET3D	GUARD V-BELT BILGE PUMP	1
5	PACZZ	96906	MS39255-2A85	BELTS,V,MATCHED SET A-SECTION 88	1
				INCHES LONG	
6	PACZZ	96906	MS51967-8	NUT,PLAIN,HEXAGON	4
7	PACZZ	96906	MS35338-46	WASHER,LOCK	4
8	PACZZ	96906	MS90725-62	SCREW,CAP,HEXAGON H	4
9	PACZZ	96906	MS51967-14	NUT,PLAIN,HEXAGON	2
10	XDCZZ	96906	MS35338-46	WASHER,LOCK	2
11	XDCZZ	96906	MS90725-125	SCREW,CAP,HEXAGON H	2
12	XDCZZ	80064	113-4661535DET3A	FOUNDATION BILGE PUMP	1

END OF FIGURE

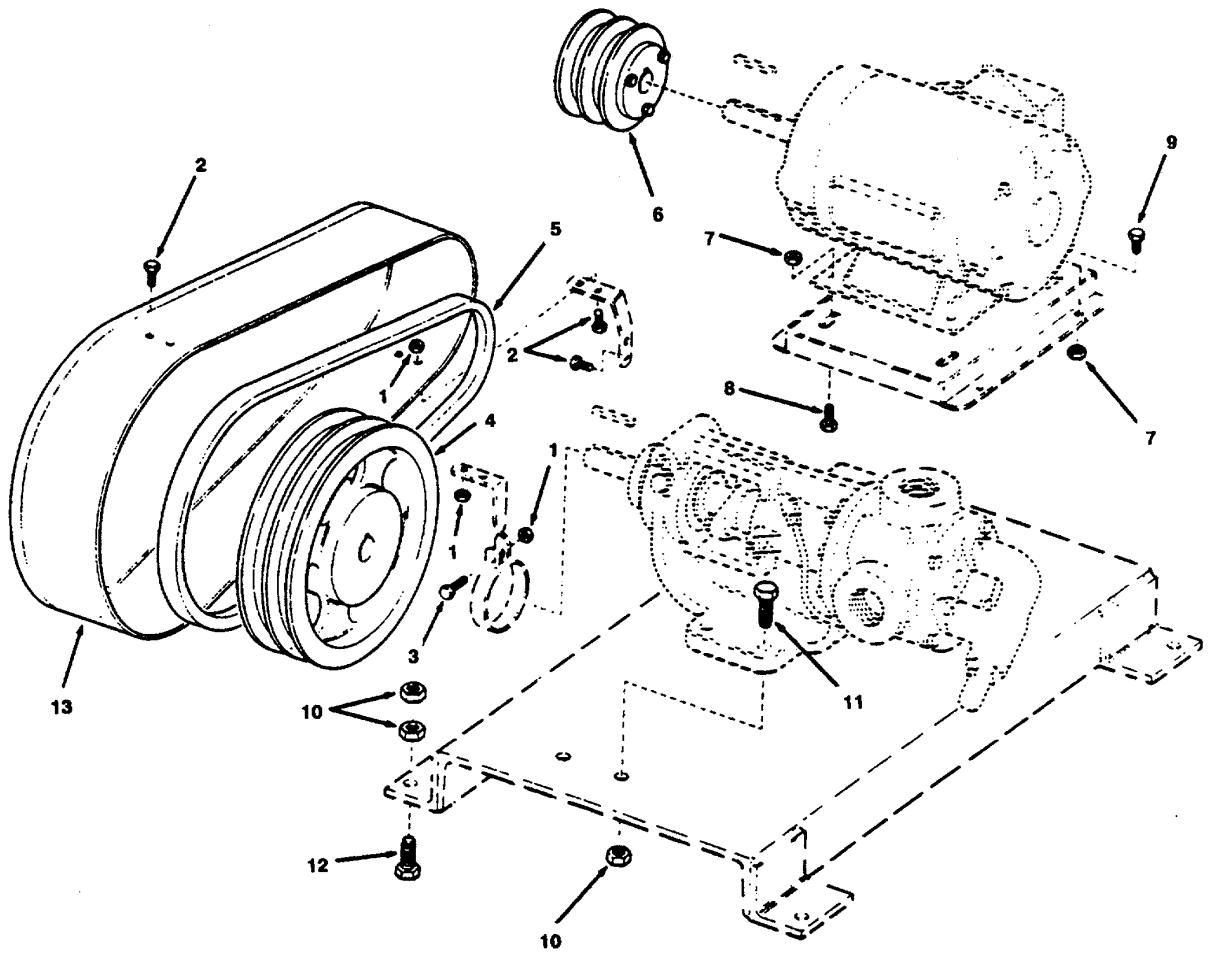


Figure 316. Lube Oil Pump Set

SECTION II

TM 55-1905-220-20P

(1) ITEM NO	(2) SMR CODE	(3) CAGEC	(4) PART NUMBER	(5) DESCRIPTION AND USABLE ON CODES(UOC)	(6) QTY
GROUP 09 PUMP SETS					
FIG. 316 LUBE OIL PUMP SET					
1	PACZZ	96906	MS51967-3	NUT,PLAIN,HEXAGON	8
2	PACZZ	96906	MS90725-6	SCREW,CAP,HEXAGON H	4
3	PACZZ	96906	MS90725-8	SCREW,CAP,HEXAGON H	4
4	XDCZZ	16859	NPN	PULLEY DRIVEN	1
5	XDCZZ	16859	NPN	BELT DRIVE.....	1
6	XDCZZ	16859	NPN	PPULLEY DRIVE.....	1
7	PACZZ	96906	MS51967-8	NUT,PLAIN,HEXAGON	2
8	PACZZ	96906	MS90725-66	SCREW,CAP,HEXAGON H	4
9	XDCZZ	96906	MS90725-58	SCREW,CAP,HEXAGON H	2
10	PACZZ	96906	MS51967-14	NUT,PLAIN,HEXAGON	8
11	XDCZZ	96906	MS90725-111	SCREW CAP HEX HEAD	4
12	PACZZ	96906	MS90725-115	SCREW,CAP,HEXAGON	8
13	XDCZZ	80064	201-4661551DET4A	GUARD LUBE OIL PUMP	1

END OF FIGURE

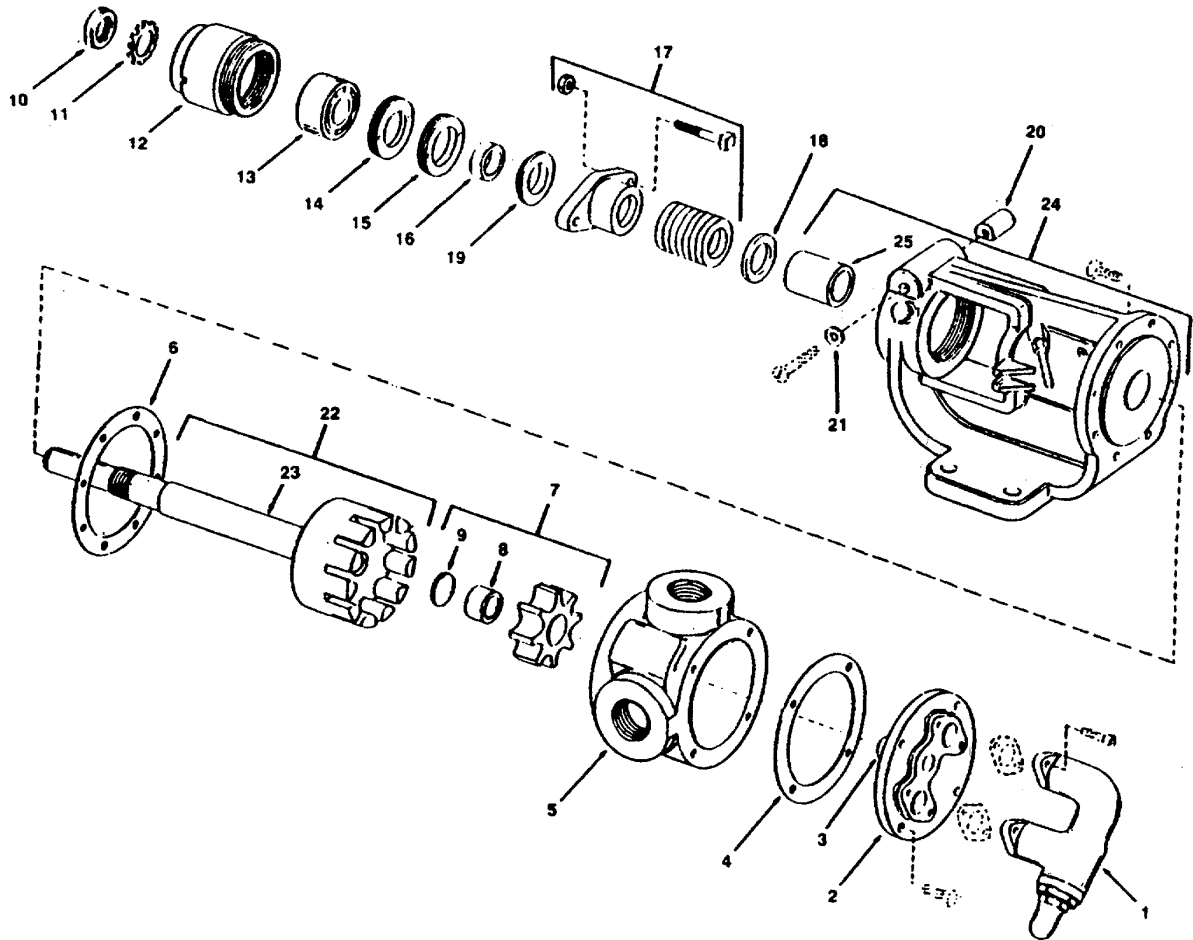


Figure 317. Standby Lube Oil Pump

SECTION II

TM 55-1905-220-20P

(1) ITEM NO	(2) SMR CODE	(3) CAGEC	(4) PART NUMBER	(5) DESCRIPTION AND USABLE ON CODES(UOC)	(6) QTY
GROUP 09 PUMP SETS					
FIG. 317 STANDBY LUBE OIL PUMP					
	XDCHH	16859	1537-1	PUMP,ROTARY OIL1 INCH PF ROTARY	2
				UNIT	
1	PACZZ	16859	1537-1R48495	VALVE RELIEF 85 PSI	1
4	PACZZ	25567	38683-231-19370	GASKET ASBESTOS FILLED	1
6	PACZZ	16859	0049631	GASKET BACK HEAD ASBESTOS FILLED	1

END OF FIGURE

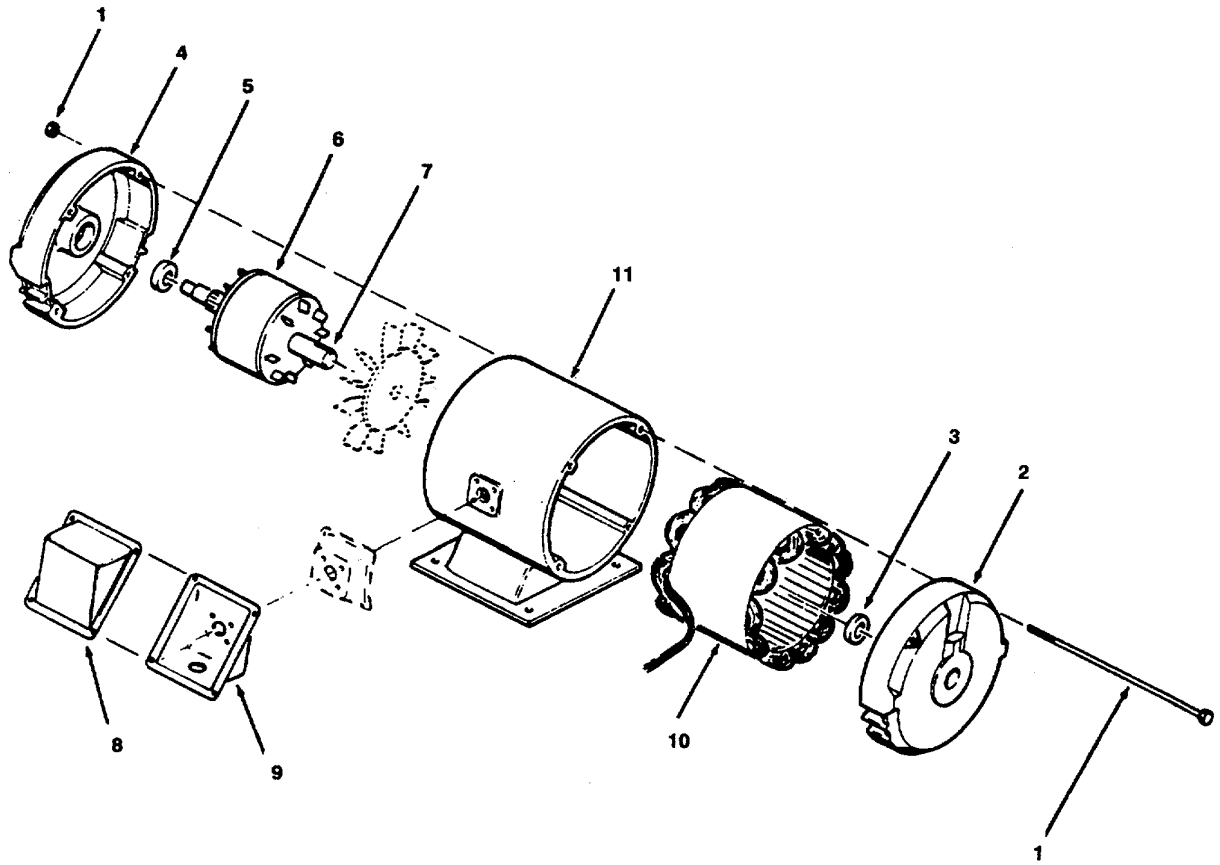


Figure 318. Pump Motor

SECTION II

TM 55-1905-220-20P

(1) ITEM NO	(2) SMR CODE	(3) CAGEC	(4) PART NUMBER	(5) DESCRIPTION AND USABLE ON CODES(UOC)	(6) QTY
GROUP 09 PUMP SETS					
FIG. 318 PUMP MOTOR					
	XDCHZ	50380	705469	MOTOR,ALTERNATING 60 HZ 3PHASE.....	1
				1800RPM 440V DRIP-PROOF SNGL BALL	
				BEARING CLASS B INSULATION FRAME	
				145T 50 DEGREE AMBIENT	
1	XDCZZ	50380	59165	THRU BOLTS STEEL	4
3	PACZZ	50380	405850-95-A	BEARING,BALL,ANNULA STEEL	1
5	PACZZ	50380	405850-95-A	BEARING,BALL,ANNULA STEEL	1
8	XDCZZ	50380	319373	COVER C/BOX.....	1
9	XDCZZ	50380	321525	BOX TERMINAL STEEL	1

END OF FIGURE

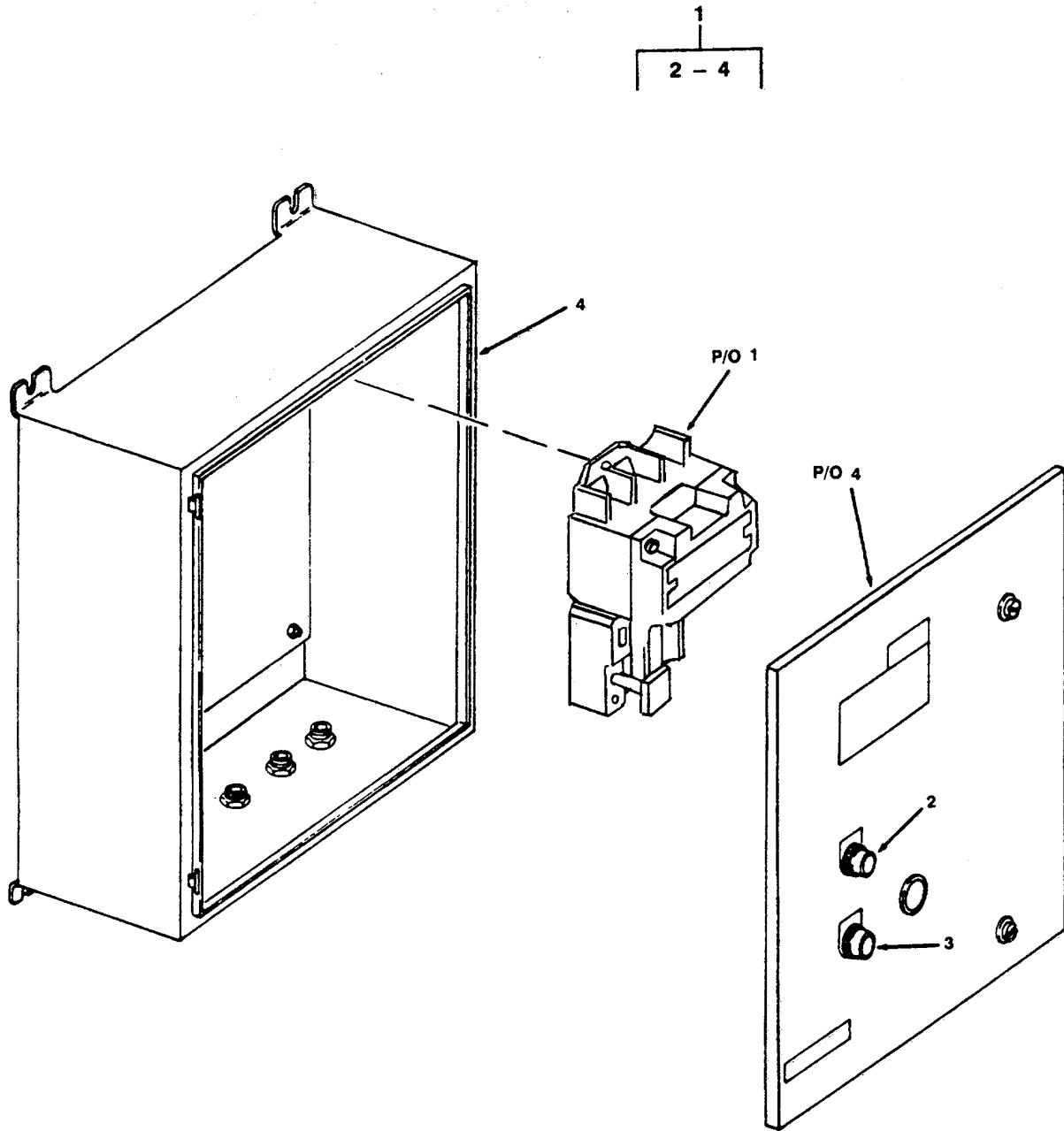


Figure 319. Motor Controller

SECTION II

TM 55-1905-220-20P

(1) ITEM NO	(2) SMR CODE	(3) CAGEC	(4) PART NUMBER	(5) DESCRIPTION AND USABLE ON CODES(UOC)	(6) QTY
GROUP 09 PUMP SETS					
FIG. 319 MOTOR CONTROLLER					
1	XDCHH	27192	6862ED1798	CONTROLLER MAGNETIC 3PHASE WITH START-STOP PUSHBUTTON	2
2	XDCZZ	27192	10250T101-1M33	.PUSHBUTTON START	1
3	XDCZZ	27192	10250T102-1M34	.PUSHBUTTON STOP	1
4	XDCZZ	27192	D39-34320	.ENCLOSURE WALL TYPE MARINE DRIPPROOF W/O LOUVERS - NOT SERVICED SEPARATELY	1

END OF FIGURE

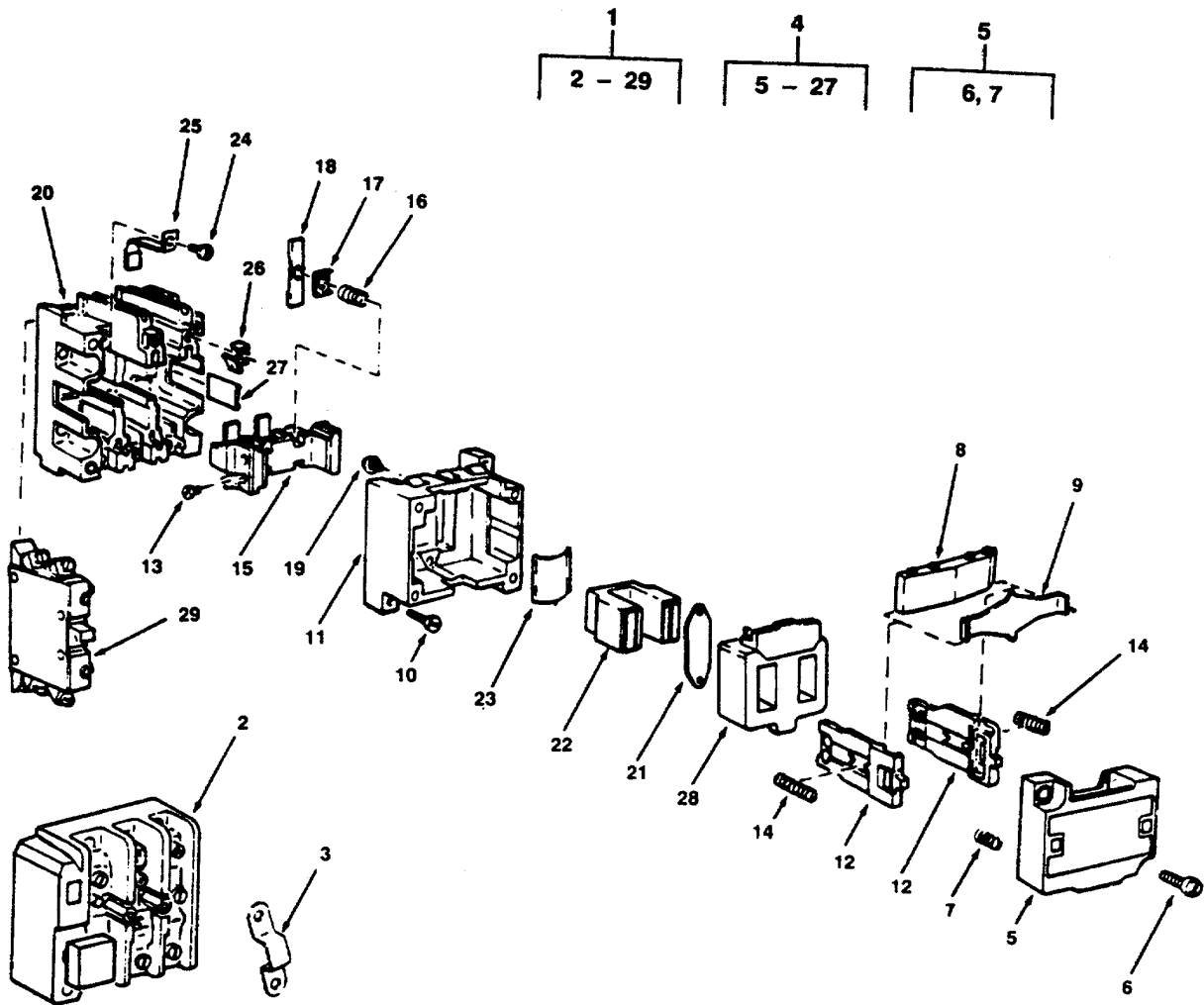


Figure 320. Starter

SECTION II

TM 55-1905-220-20P

(1) ITEM NO	(2) SMR CODE	(3) CAGEC	(4) PART NUMBER	(5) DESCRIPTION AND USABLE ON CODES(UOC)	(6) QTY
GROUP 09 PUMP SETS					
FIG. 320 STARTER					
1	XDCHH	27192	A10BN0	STARTER 3 POLE 3 PH MAGNETIC 965	1
				SIZE 0	
2	XDCZZ	27192	10-3523-5	RELAY OVERLOAD	1
3	XDCZZ	27192	25-2217	CONNECTOR OVERLOAD RELAY	1
4	XDCZZ	27192	C10BX	POWER UNIT STARTER	1
5	XDCZZ	27192	49-4114	COVER POWER UNIT	1
6	XDCZZ	27192	11-2517	SCREW PAN HEAD SEMS	2
7	XDCZZ	27192	69-2508	SPRING COVER	4
8	XDCZZ	27192	48-1019	ARMATURE LEVER REPLACE ARMATURE	1
				WHENEVER MAGNET FRAME IS REPLACED	
9	XDCZZ	27192	69-2765	PLATE SPRING	1
10	XDCZZ	27192	11-2518	SCREW SLOTTED HEX HEAD	2
11	XDCZZ	27192	49-3606	HOUSING MAGNET	1
12	XDCZZ	27192	61-1857	BAR SET PUSH(LEFT AND RIGHT)	1
13	XDCZZ	27192	11-2378	SCREW PAN HEAD	4
14	XDCZZ	27192	69-2507	SPRING,HELICAL,COMP FRAME	2
15	XDCZZ	27192	23-3481	BAR CONTACT	1
16	KFCZZ	27192	69-2715	SPRING,HELICAL,COMP PART OF KIT	3
				P/N 6-22-2	
17	KFCZZ	27192	55-1956	RETAINER,SPRING PART OF KIT P/N 6	3
				-22-2	
18	KFCZZ	27192	23-3480	CONTACT MOVABLE PART OF KIT P/N 6	3
				-22-2	
19	XDCZZ	27192	11-2515	SCREW PAN HEAD 8-32	2
20	XDCZZ	27192	17-9014	BASE MOLDED	1
21	XDCZZ	27192	19-1723	STRAP	1
22	XDCZZ	27192	17-8911	MAGNET FRAME REPLACE MAGNET	1
				FRAME WHENEVER ARMATURE 48-1019 IS	
				REPLACED	
23	XDCZZ	27192	69-2766	SPRING MAGNET HOUSING	1
24	KFCZZ	27192	11-2280	SCREW CONTACT PART OF KIT P/N 6-	6
				22-2	
25	KFCZZ	27192	23-3479	CONTACT,ELECTRICAL PART OF KIT	6
				P/N 6-22-2	
26	XDCZZ	27192	55-1681	CLIP COIL TERMINAL	2
27	XDCZZ	27192	56-3493	INSULATOR	1
28	PACZZ	27192	9-1887-19	COIL,ELECTRICAL	1
29	XDCZZ	27192	C320KB2	CONTACT,AUXILIARY ELECTRICAL	1
				BASE MOUNTED	
	PACZZ	27192	6-22-2	..CONTACT KIT,ELECTRI CONTACTS	1
				CONTACT MOVABLE (3) 320-18	
				CONTACT,ELECTRICAL (6) 320-25	
				RETAINER,SPRING (3) 320-17	
				SCREW CONTACT (6) 320-24	
				SPRING,HELICAL,COMP (3) 320-16	

END OF FIGURE

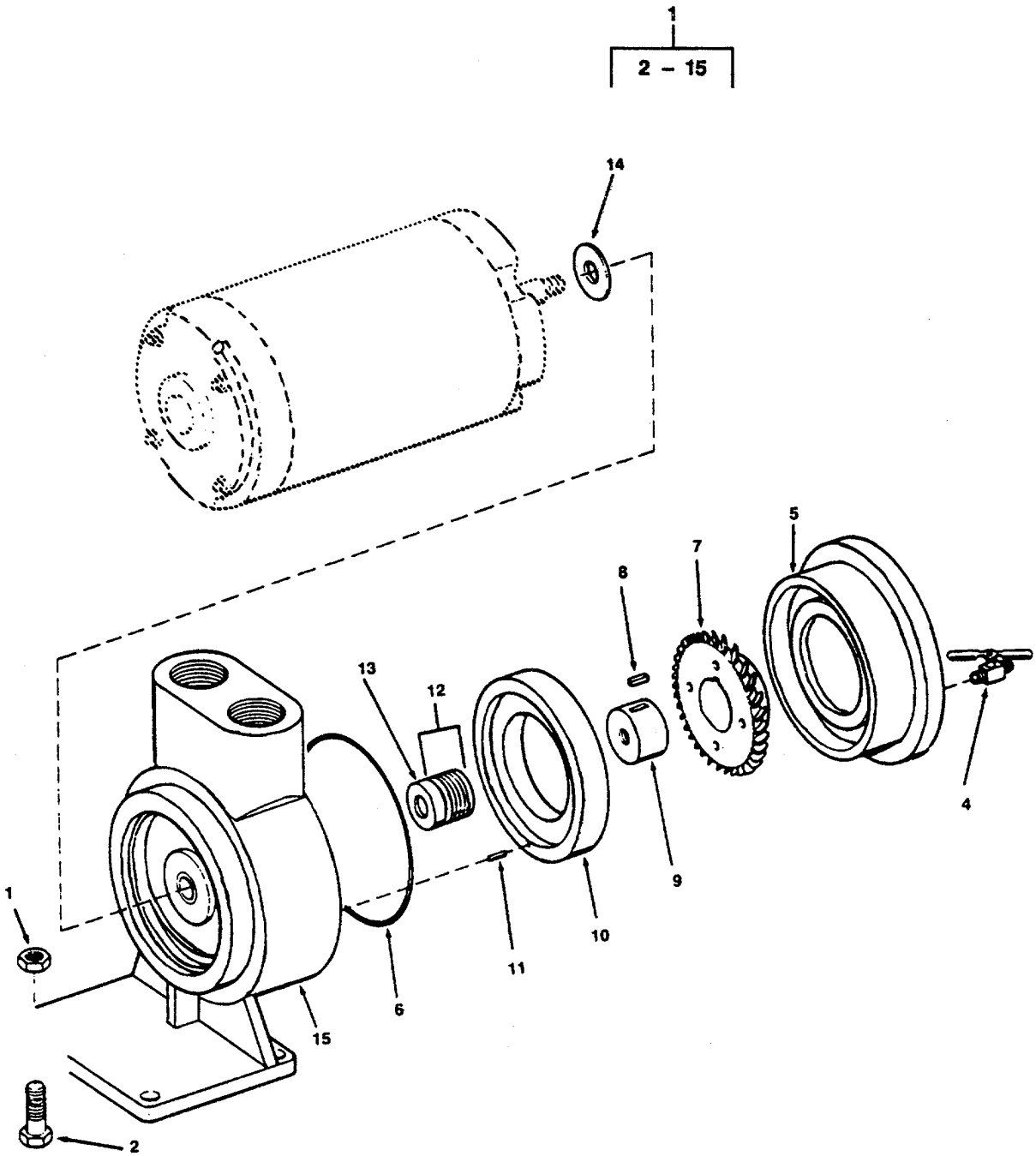


Figure 321. Fresh Water Pump

SECTION II

TM 55-1905-220-20P

(1) ITEM NO	(2) SMR CODE	(3) CAGEC	(4) PART NUMBER	(5) DESCRIPTION AND USABLE ON CODES(UOC)	(6) QTY
GROUP 09 PUMP SETS					
FIG. 321 FRESH WATER PUMP					
1	PACZZ	96906	MS17829-5C	NUT,SELF-LOCKING,HE 5/16-18	4
2	PACZZ	96906	MS90725-34	BOLT,MACHINE	4
3	PACHH	45396	22-1050-1	PUMP FRESH WATER TURBINE TYPE BRZ	1
				5 GAL PER MIN CAPACITY AT 45 PSI	
4	XDCZZ	45396	NPN	DRAINCOCK 1/8IN	2
5	XDCZZ	45396	02013849B16	COVER FRESH WATER PUMP	1
6	PCCZZ	45396	17029928G	PACKING,PREFORMED	1
7	PACZZ	45396	03013872B18	IMPELLER,PUMP	1
8	XDCZZ	45396	12011042H303	KEY IMPELLER STAINLESS STEEL	1
9	XDCZZ	45396	05013643B	BUSHING BRONZE	1
10	XDCZZ	45396	64013852B16	LINER BRONZE	1
11	XDCZZ	45396	98026276H420	PIN STEEL	1
12	PACZZ	45396	14010237	SEAL CARBON/CERAMIC	1
13	PACZZ	45396	14008631	SEAL,PLAIN ENCASED CARBON/CERAMIC.	1
14	XDCZZ	45396	13008680B	DEFLECTOR,DIRT AND BRONZE	1
15	XDCZZ	45396	01013595B16	VOLUTE FRESH WATER PUMP	1

END OF FIGURE

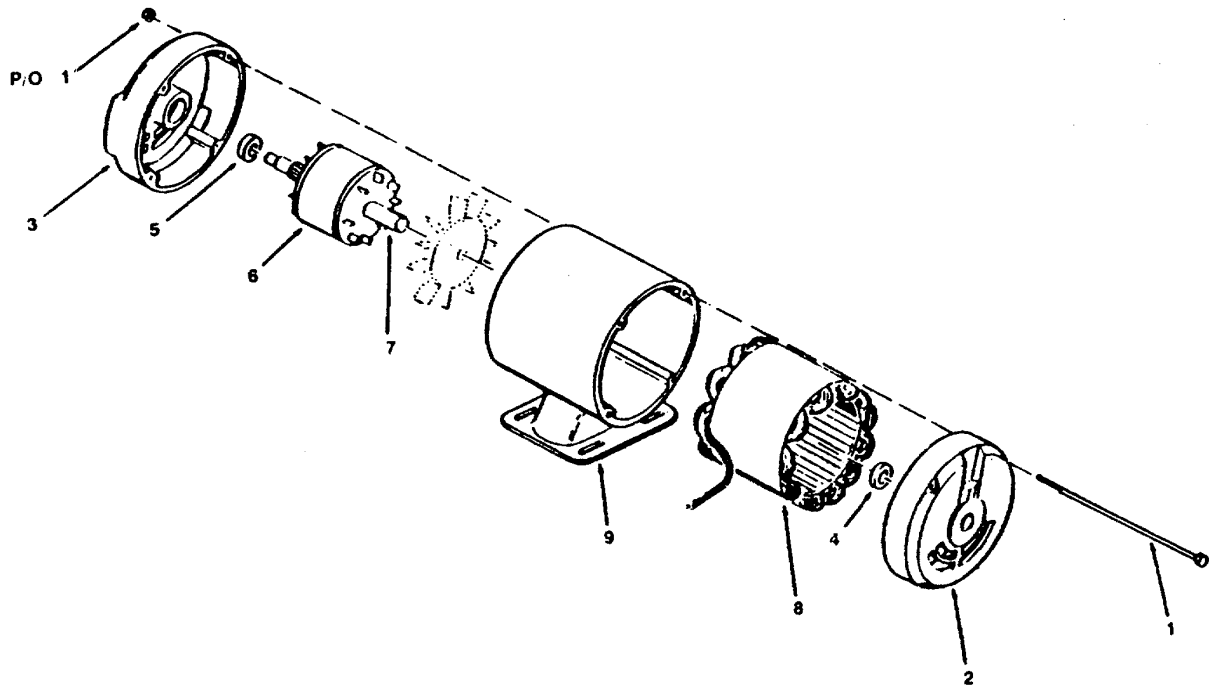


Figure 322. Pump Motor

SECTION II

TM 55-1905-220-20P

(1) ITEM NO	(2) SMR CODE	(3) CAGEC	(4) PART NUMBER	(5) DESCRIPTION AND USABLE ON CODES(UOC)	(6) QTY
				GROUP 09 PUMP SETS	
				FIG. 322 PUMP MOTOR	
	XDCHH	50380	706521-428	MOTOR, ALTERNATING C 60HZ 3PHASE 1800RPM 3/4HP DRIP-PROOF BALL BEARING TYPE CLASS B INSULATION FRAME P56J 50 DEGREE C AMBIENT	1
1	XDCZZ	50380	22P03	THRU BOLT STEEL	4
2	XDCZZ	50380	840B07	BRACKET BE DIE CAST	1
3	XDCZZ	50380	1B60	BRACKET FE DIE CAST	1
4	PACZZ	50380	405850-95-A	BEARING, BALL, ANNULA STEEL	1
5	PACZZ	50380	405850-95-A	BEARING, BALL, ANNULA STEEL	1

END OF FIGURE

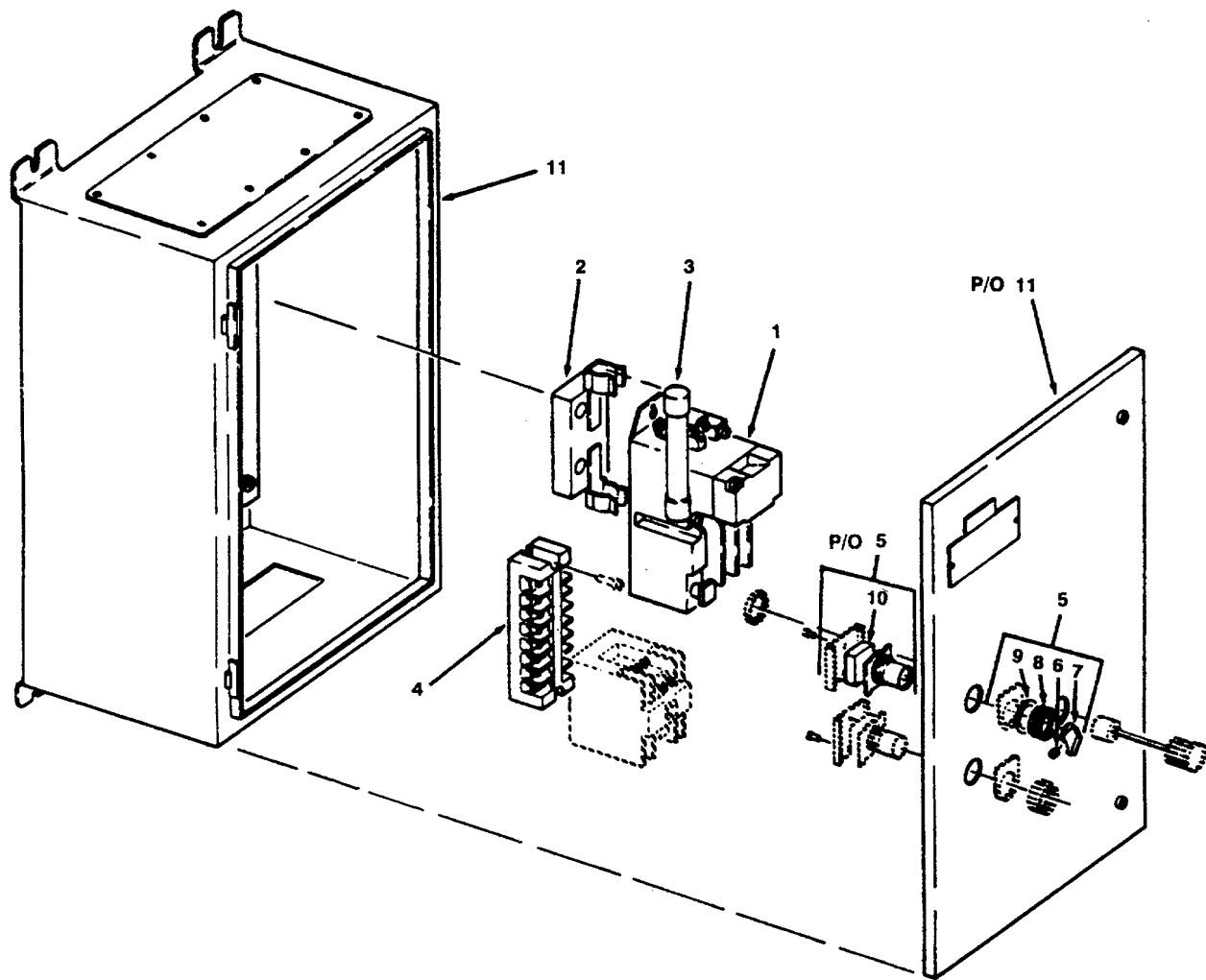


Figure 323. Motor Controller

SECTION II

TM 55-1905-220-20P

(1) ITEM NO	(2) SMR CODE	(3) CAGEC	(4) PART NUMBER	(5) DESCRIPTION AND USABLE ON CODES(UOC)	(6) QTY
				GROUP 09 PUMP MOTOR	
				FIG. 323 MOTOR CONTROLLER	
				CONTROLLER, MOTOR 3/4HP WITH HAND- OFF-AUTO SELECTOR SWITCH	1
1	XDCHH	27192	A10BN0	STARTER 3 POLE 3 PH MAGNETIC 965 SIZE 0	1
2	XDCZZ	27192	10982H2A3	BLOCK FUSE 30 AMPERE 600 VOLT	1
3	PACZZ	27192	611-683	FUSE, CARTRIDGE VOLT	1
4	XDCZZ	27192	10987H18A	BLOCK TERMINAL 30 AMPERE 8	1
5	XDCZZ	27192	10250T3023-2M51	TERMINAL	1
6	XDCZZ	96906	MS51963-22	SWITCH SELECTOR (HAND-OFF-AUTO)	1
7	XDCZZ	27192	10250TKB	SETSCREW	1
8	XDCZZ	27192	15-676	KNOB SELECTOR SWITCH	1
9	XDCZZ	27192	16-1548	NUT RETAINING 1-3/8 X 15/32	1
10	XDCZZ	27193	10250T2	GASKET	1
11	XDCZZ	27192	D39-34321	SWITCH.PUSH	1
				ENCLOSURE WALL TYPE MARINE DRIPPROOF W/O LOUVERS - NOT SERVICED SEPARATELY	1

END OF FIGURE

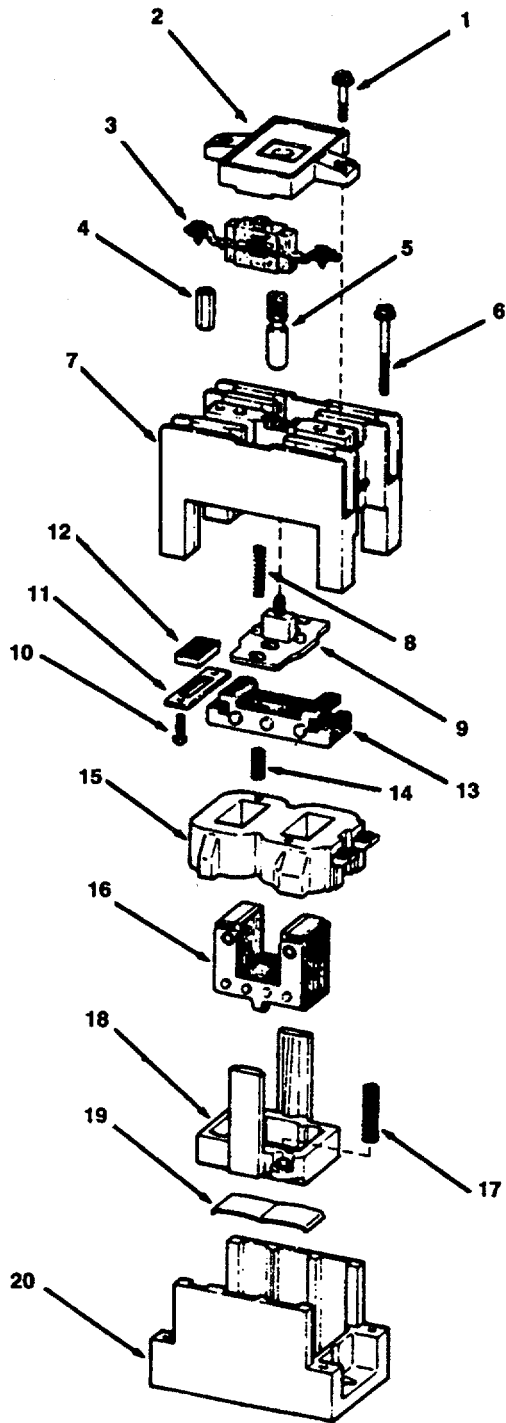


Figure 324. M Type Relay

SECTION II

TM 55-1905-220-20P

(1) ITEM NO	(2) SMR CODE	(3) CAGEC	(4) PART NUMBER	(5) DESCRIPTION AND USABLE ON CODES(UOC)	(6) QTY
				GROUP 09 PUMP SETS	
				FIG. 324 M TYPE RELAY	
	PACHH	27192	D26MR40	RELAY, ELECTROMAGNET IC MULTIPOLE	1
				TYPE M.....	
1	XDCZZ	27192	11-2494	SCREW, MACHINE	2
2	XDCZZ	27192	99-849	PLATE COVER.....	1
3	XDCZZ	27192	D26MPR	SWITCH SUBASSEMBLY	4
4	XDCZZ	27192	61-1728	CONNECTOR, RECEPTACL	1
5	XDCZZ	27192	61-1897	MANUAL OPERATOR	1
6	XDCZZ	27192	11-2619	SCREW, MACHINE FASTENING	4
7	XDCZZ	27192	99-849-3	DECK REAR	1
8	XDCZZ	27192	69-2741	SPRING, HELICAL, COMP RETURN	2
9	XDCZZ	27192	61-1721	BAR, ACTUATOR, ELECTR	1
10	PACZZ	96906	MS35206-229	SCREW, MACHINE HEAD	4
11	XDCZZ	27192	55-1855	CLAMP I MAGNET RETAINING	2
12	XDCZZ	27192	18-1775	RELAY, ELECTROMAGNET	2
13	XDCZZ	27192	48-1155	MAGNET, PERMANENT	1
14	XDCZZ	27192	69-2740	SPRING, HELICAL, COMP RETAINING	2
15	PACZZ	27192	9-1889E-20	COIL, ELECTRICAL	1
16	XDCZZ	27192	17-9958	RELAY	1
17	XDCZZ	27192	69-2760	SPRING ARMATURE RETURN	2
19	XDCZZ	27192	69-2739	CLIP RETAINER	1
20	XDCZZ	27192	17-9959	BASE MOLDED	1

END OF FIGURE

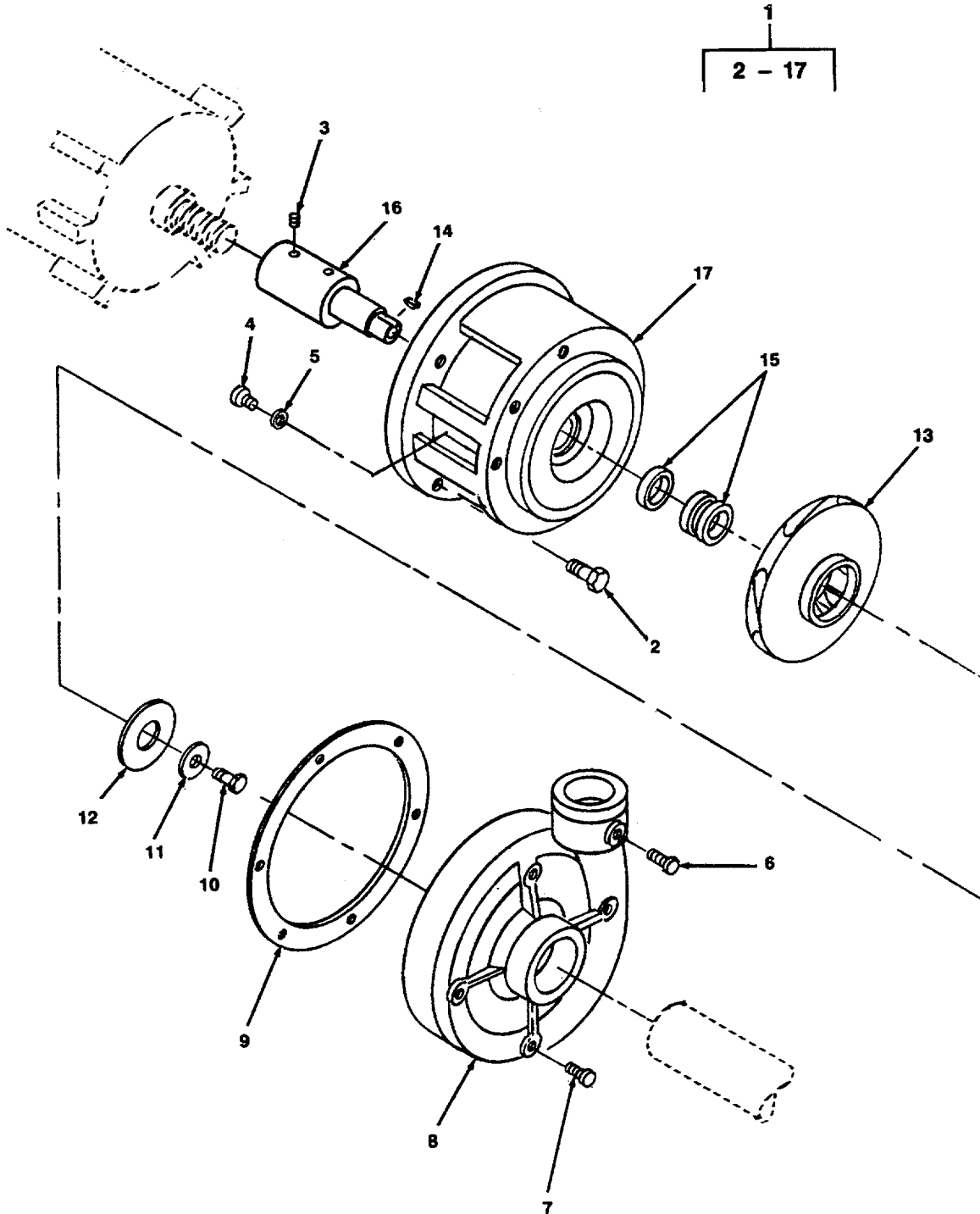


Figure 325. Air Conditioning Circulation Pump

SECTION II

TM 55-1905-220-20P

(1) ITEM NO	(2) SMR CODE	(3) CAGEC	(4) PART NUMBER	(5) DESCRIPTION AND USABLE ON CODES(UOC)	(6) QTY
				GROUP 09 PUMP SETS	
				FIG. 325 AIR CONDITIONING WATER CIRCULATION PUMP	
1	PFCZZ	92780	MODEL NO.909	PUMP, CENTRIFUGAL 2IN NPT INLET, 1 1/2IN NPT OUTLET	1
2	PACZZ	92780	9524	SCREW, CAP 1/2IN-13 X 3/4IN	4
3	PACZZ	92780	6051	SCREW, SET 5/-16IN - 18 X 3/8 PUMP	2
4	PACZZ	92780	1637	SCREW, CAP 5/16IN - 18 X 1IN PUMP	6
5	PACZZ	92780	1516	GASKET PUMP, COPPER WASHER	6
6	PACZZ	92780	825	PLUG, PIPE 1/4IN	1
7	PACZZ	92780	1032A	PLUG, PIPE	4
8	XDCZZ	92780	9501	BODY, PUMP 2IN X 1 1/2IN	1
9	PACZZ	92780	9514	GASKET PUMP HOUSING	1
10	PACZZ	92780	1736S	SCREW, CAP	1
11	PACZZ	92780	S100-13	WASHER	1
12	PACZZ	92780	1624	WASHER	1
13	PACZZ	92780	9504	IMPELLER, PUMP, CENTR 6IN DIA X 13 X 32.....	1
14	PACZZ	92780	1617	KEY, WOODRUFF (#6)	1
15	PACZZ	92780	7561	SEAL, PLAIN	1
16	PACZZ	92780	9509	SHAFT	1
17	XDCZZ	92780	9502	SUPPORT, MOTOR	1

END OF FIGURE

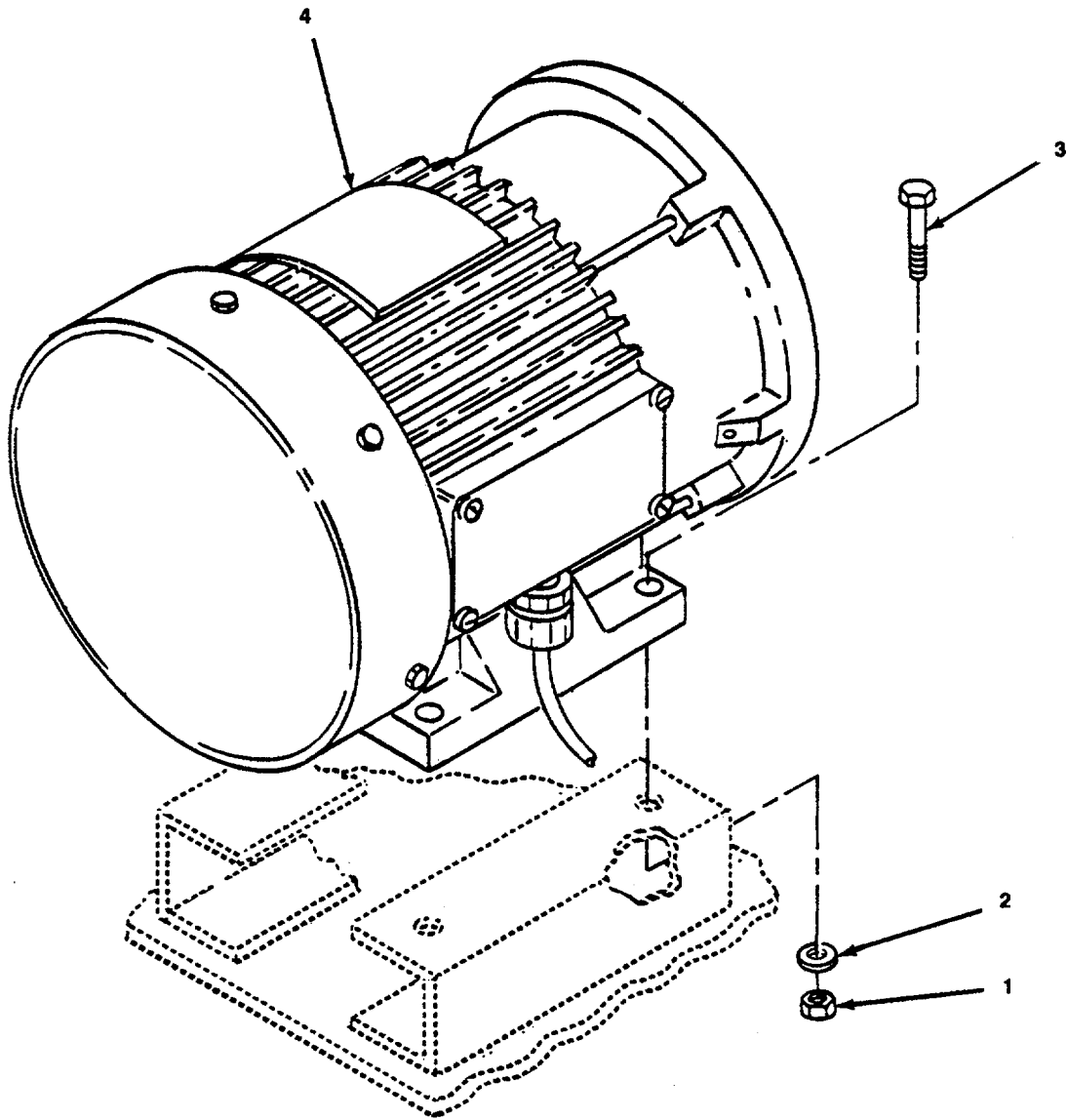


Figure 326. Pump Motor

SECTION II

TM 55-1905-220-20P

(1) ITEM NO	(2) SMR CODE	(3) CAGEC	(4) PART NUMBER	(5) DESCRIPTION AND USABLE ON CODES(UOC)	(6) QTY
				GROUP 09 PUMP SETS	
				FIG. 325 PUMP MOTOR	
1	PACZZ	96906	MS51922-21	NUT, SELF-LOCKING, HE 3/8IN-24 UNF- 2B, PREVAILING TORQUE CRES	4
2	PACZZ	96906	MS27183-14	WASHER, FLAT	4
3	PACZZ	96906	MS35308-360	SCREW, CAP, HEXAGON H 3/8IN-24 UNF- 2A X 1IN L CRES	4
4	PACZZ	92780	9059-10	MOTOR, ELECTRIC	1

END OF FIGURE

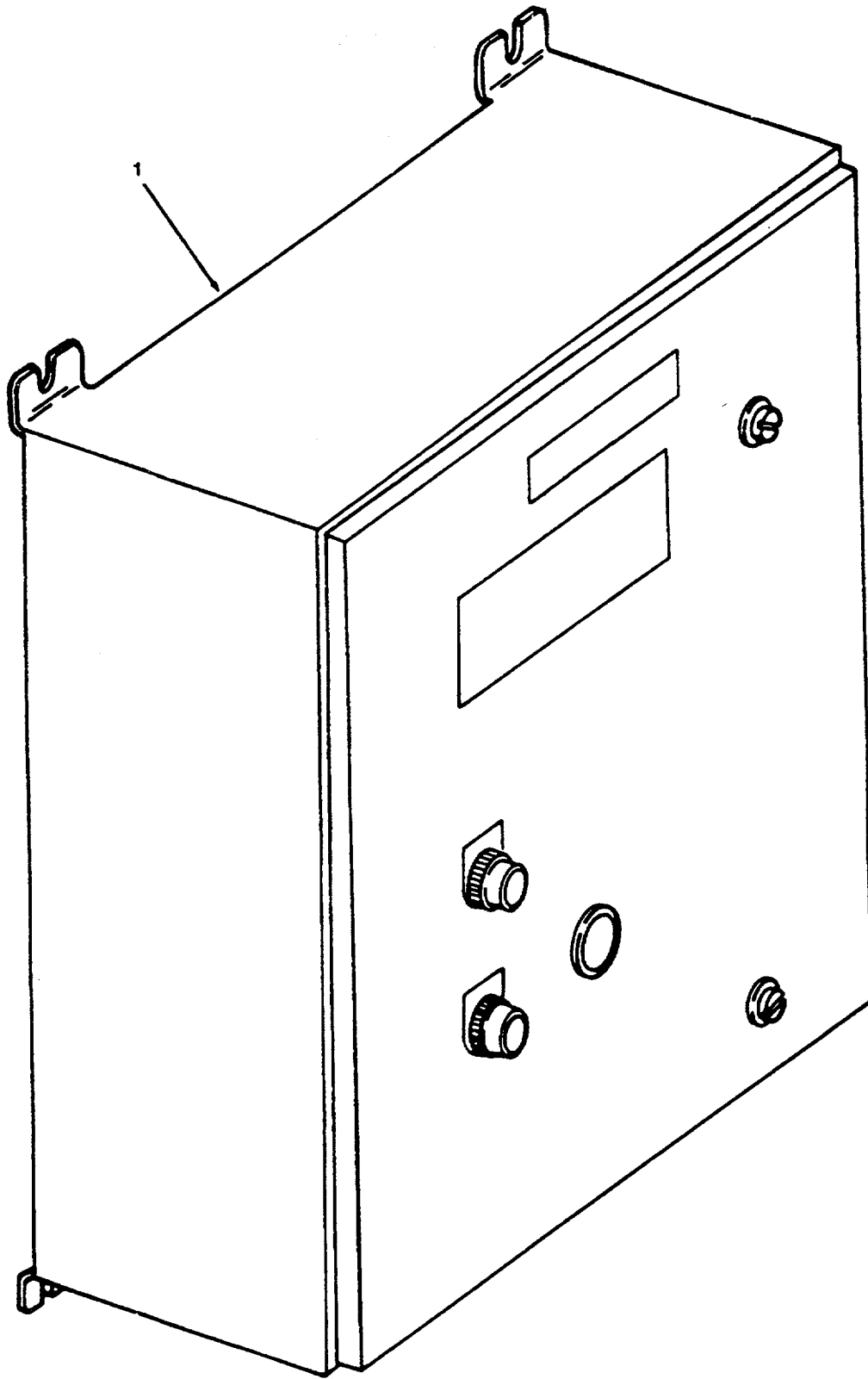


Figure 327. Controller

SECTION II

TM 55-1905-220-20P

(1) ITEM NO	(2) SMR CODE	(3) CAGEC	(4) PART NUMBER	(5) DESCRIPTION AND USABLE ON CODES(UOC)	(6) QTY
				GROUP 09 PUMP SETS	
				FIG. 327 CONTROLLER	
1	XDCHH	27192	6862ED1798	CONTROLLER MAGNETIC PHASE (IDENTICAL TO CONTROLLER FOR LUBE OIL PUMP FIGURE 310)	1

END OF FIGURE

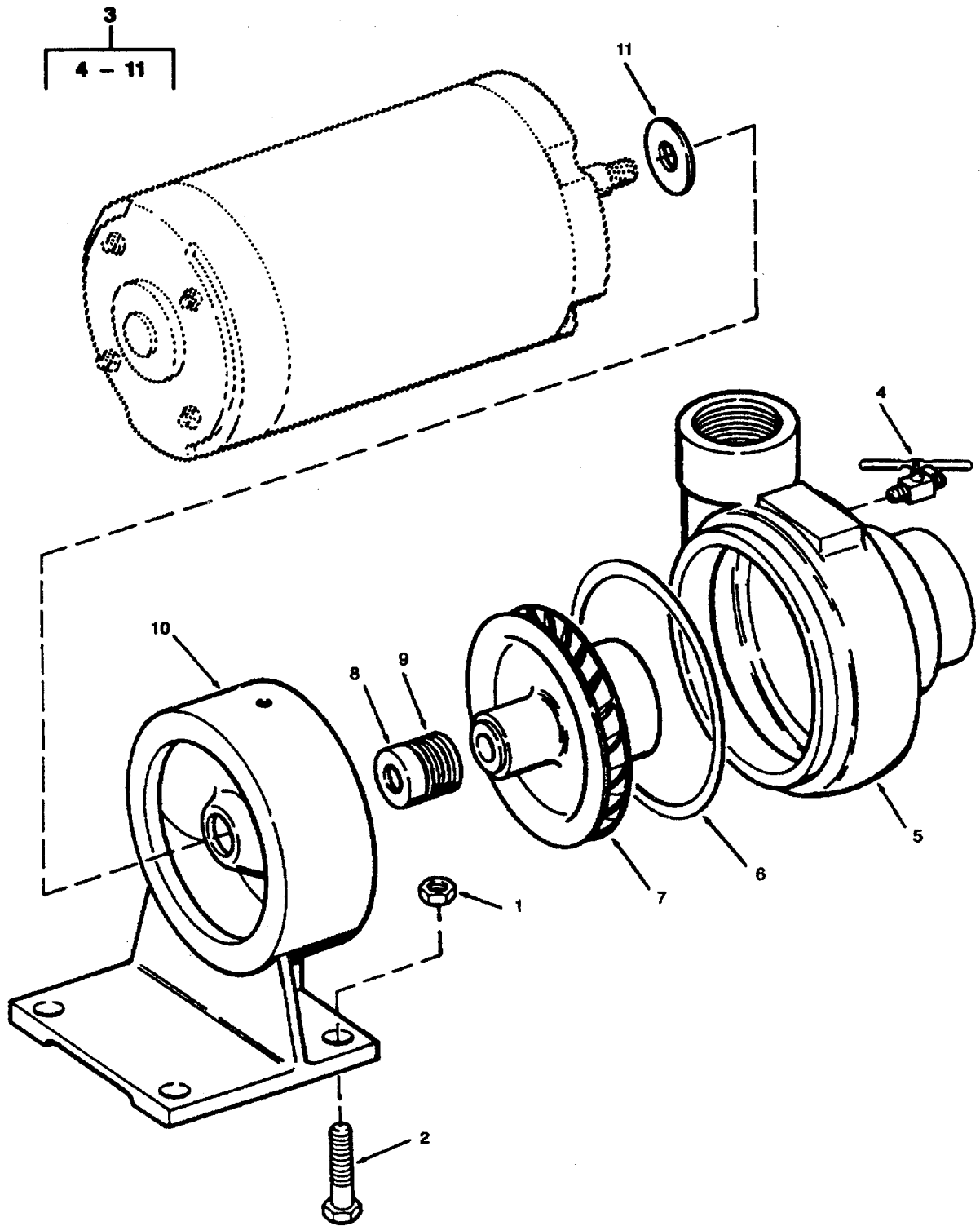


Figure 328. Sea Water Cooling Pump.

SECTION II

TM 55-1905-220-20P

(1) ITEM NO	(2) SMR CODE	(3) CAGEC	(4) PART NUMBER	(5) DESCRIPTION AND USABLE ON CODES(UOC)	(6) QTY
				GROUP 09 PUMP SETS	
				FIG. 328 SEA WATER COOLING PUMP	
1	PACZZ	96906	MS17829-5C	NUT, SELF-LOCKING, HE 5/16-18	4
2	XDCZZ	96906	MS90725-38	BOLT, MACHINE	4
3	PACHH	45396	10-12501-700062	PUMP CENTRIFUGAL SEA WTR CIRC BRZ DIES OIL COOLER CAP 20GPM AT HD OF 46FT.....	1
4	XDCZZ	45396	NPN	DRAINCOCK 1/8IN	2
5	XDCZZ	45396	01012256B	VOLUTE SEA WATER CIRCULATING PUMP.	1
6	PCCZZ	45396	11005688X006	GASKET.....	1
7	PACZZ	45396	03199101B	IMPELLER, PUMP, CENTR CENTRIFUGAL PUMP	1
8	PACZZ	45396	14008631	SEAL, PLAIN ENCASED CARBON/CERAMIC.	1
9	PACZZ	45396	14010237	SEAL CARBON/CERAMIC	1
10	XDCZZ	45396	21007381B	BRACKET PUMP MOUNTING	1
11	XDCZZ	45396	13008680B	DEFLECTOR, DIRT AND BRONZE	1

END OF FIGURE

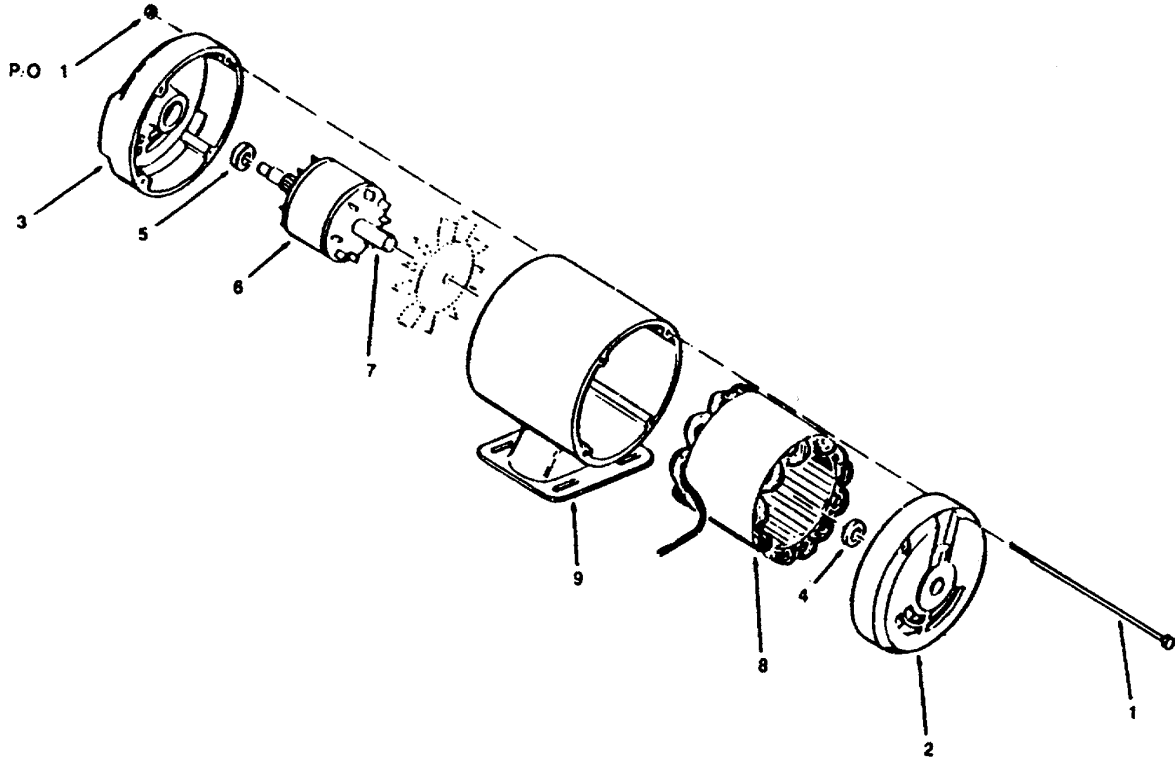


Figure 329. Pump Motor

SECTION II

TM 55-1905-220-20P

(1) ITEM NO	(2) SMR CODE	(3) CAGEC	(4) PART NUMBER	(5) DESCRIPTION AND USABLE ON CODES(UOC)	(6) QTY
				GROUP 09 PUMP SETS	
				FIG. 329 PUMP MOTOR	
	PACHH	50380	774806	MOTOR.ALTERNATING C 60HZ 3PHASE 3600RPM 3/4HP DRIP-PROOF BALL BEARING TYPE CLASS B INSULATION FRAME J 50 DEGREE C AMBIENT	1
1	XDCZZ	50380	22P03	THRU BOLT STEEL	4
2	XDCZZ	50380	840B07	BRACKET BE DIE CAST	1
3	XDCZZ	50380	1B60	BRACKET FE DIE CAST	1
4	PACZZ	50380	405850-95-A	BEARING, BALL, ANNULA STEEL	1
5	PACZZ	50380	405850-95-A	BEARING, BALL, ANNULA STEEL	1

END OF FIGURE

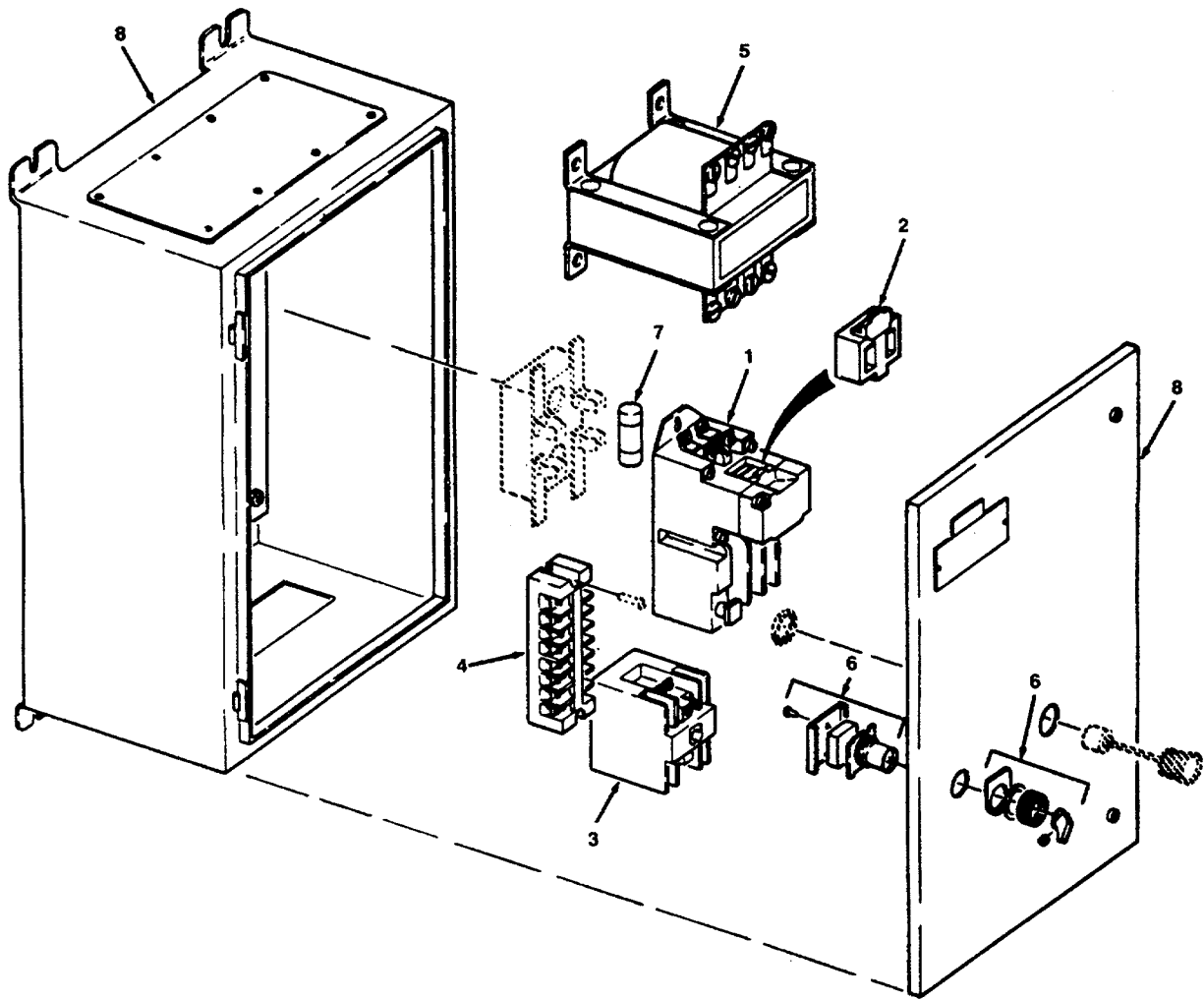


Figure 330. Motor Controller

SECTION II

TM 55-1905-220-20P

(1) ITEM NO	(2) SMR CODE	(3) CAGEC	(4) PART NUMBER	(5) DESCRIPTION AND USABLE ON CODES(UOC)	(6) QTY
				GROUP 09 PUMP SETS	
				FIG. 330 MOTOR CONTROLLER	
1	XDCHH	27192	6862SP1928	CONTROLLER MAGNETIC	1
	XDCZZ	27192	A10BNO	STARTER 3 POLE 3 PH MAGNETIC 965 SIZE O (IDENTICAL TO STARTER IN FIGURE 311 EXCEPT FOR SHUNT COIL)	1
2	PACZZ	27192	9-1887-17	COIL, ELECTRICAL	1
3	XDCZZ	27192	D26MR40	RELAY, ELECTROMAGNET TYPE M IDENTICAL TO MULTIPOLE TYPE M RELAY IN FIG 324	1
4	XDCZZ	27192	10987H18A	BLOCK TERMINAL 30 AMPERE 8 TERMINAL	1
5	XDCZZ	27192	C340DNG	TRANSFORMER CONTROL	1
6	XDCZZ	27192	10250T3023-2M51	SWITCH SELECTOR (HAND-OFF-AUTO)	1
7	XDCZZ	71400	NON6	FUSE CAMP 250VOLTS	1
8	XDCZZ	27192	D39-34321	ENCLOSURE WALL TYPE MARINE DRIPPROOF W/O LOUVERS - NOT SERVICED SEPARATELY	1

END OF FIGURE

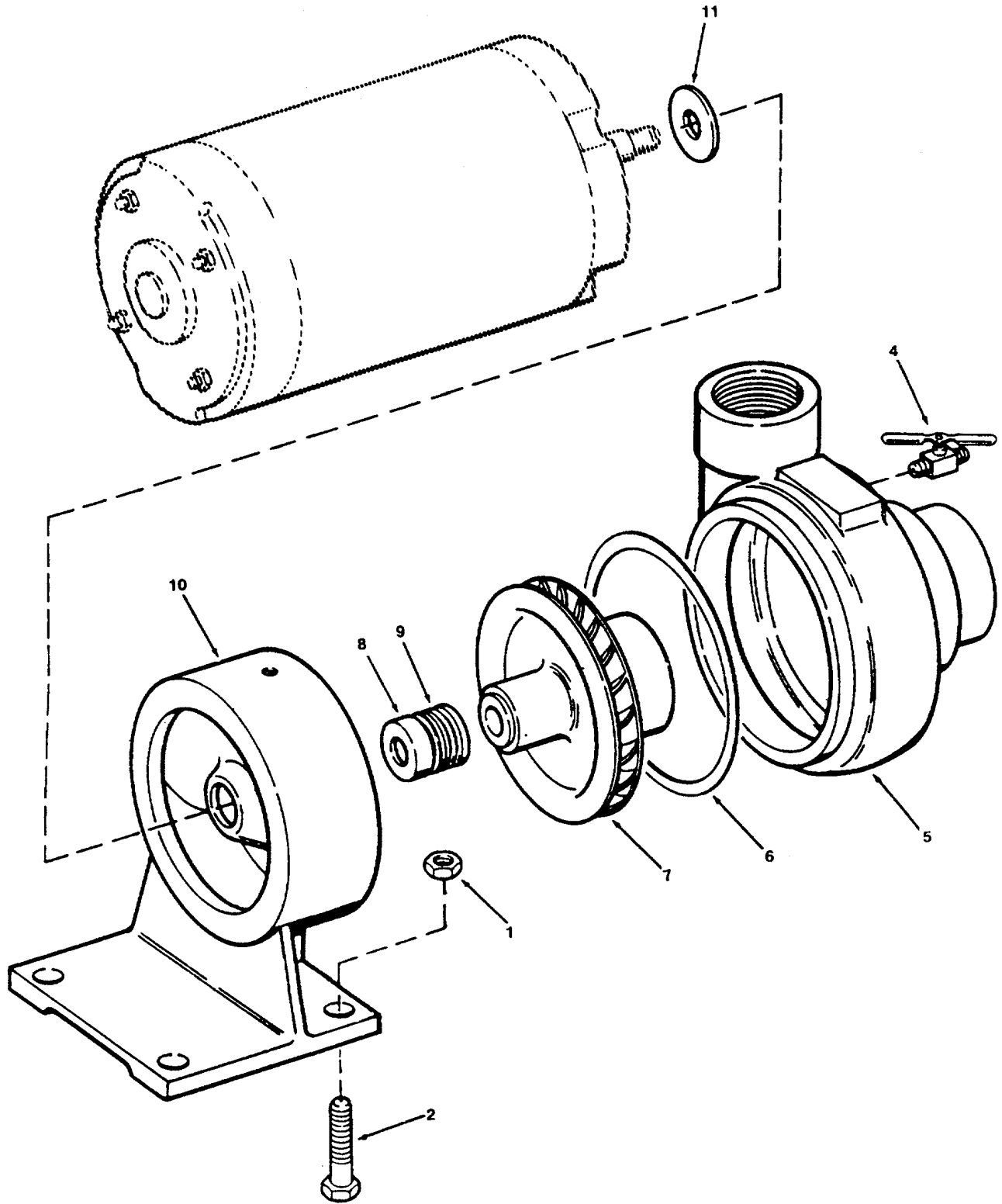


Figure 331. Flush Water Pump

SECTION II

TM 55-1905-220-20P

(1) ITEM NO	(2) SMR CODE	(3) CAGEC	(4) PART NUMBER	(5) DESCRIPTION AND USABLE ON CODES(UOC)	(6) QTY
				GROUP 09 PUMP SETS	
				FIG. 331 FLUSH WATER PUMP	
1	PACZZ	96906	MS17829-5C	NUT, SELF-LOCKING.HE 5/16-18	4
2	XDCZZ	96906	MS90725-38	BOLT, MACHINE	4
3	PACHH	45396	10-12501-700062	PUMP CENTRIFUGAL FLUSHING WATER SYSTEM CAPACITY 10 GALLONS PER MINUTE AT HEAD GALLONS PER MINUTE AT HEAD OF 92 FEET	9
4	XDCZZ	45396	NPN	DRAINCOCK 1/8 IN	2
5	XDCZZ	45396	01012256B	VOLUTE SEA WATER CIRCULATING PUMP.	1
6	PACZZ	45396	1005688X006	GASKET	1
7	XDCZZ	45396	03012723B	IMPELLER, PUMP CENTRIFUGAL PUMP	1
8	XDCZZ	45396	14008631	SEAL, PLAIN ENCASED CARBON/CERAMIC.	1
9	XDCZZ	45396	14009931	HEAD SEAL STAINLESS	1
10	XDCZZ	45396	21007381B	BRACKET PUMP MOUNTING	1
11	XDCZZ	45396	13008680B	DEFLECTOR, DIRT AND BRONZE	1

END OF FIGURE

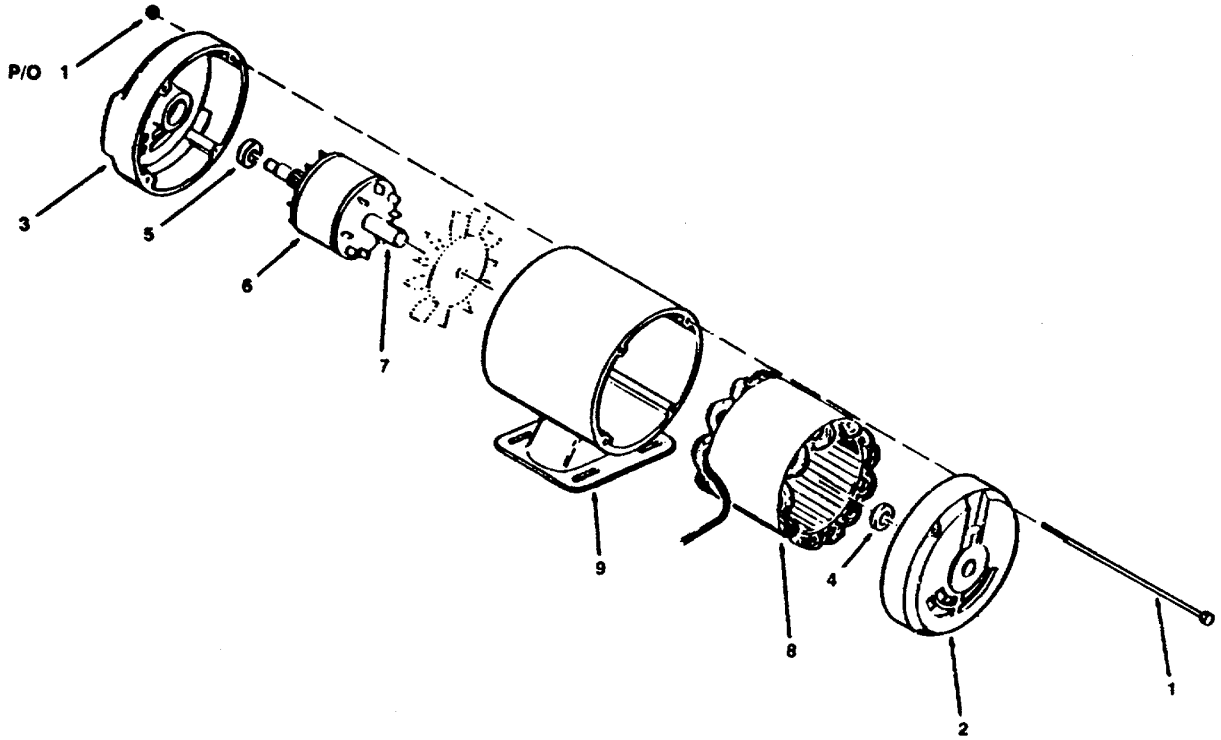


Figure 332. Pump Motor

SECTION II

TM 55-1905-220-20P

(1) ITEM NO	(2) SMR CODE	(3) CAGEC	(4) PART NUMBER	(5) DESCRIPTION AND USABLE ON CODES(UOC)	(6) QTY
				GROUP 09 PUMP SETS	
				FIG. 332 PUMP MOTOR	
	PACHH	50380	706 521-704	MOTOR, ALTERNATING C 60 HZ 3 PHASE 3600 RPM 1-1/2 HP DRIP-PROOF BALL BEARING TYPE CLASS B INSULATION FRAME R56J 50 DEGREE C AMBIENT	1
1	XDCZZ	50380	58949	THRU BOLTS STEEL	4
2	XDCZZ	50380	174807	BRACKET BE DIE CAST	1
3	XDCZZ	50380	943840	BRACKET FE DIE CAST	1
4	PACZZ	50380	416821-52F	BEARING, BALL, ANNULA	1
5	PACZZ	50380	416821-52D	BEARING, BALL, ANNULA	1

END OF FIGURE

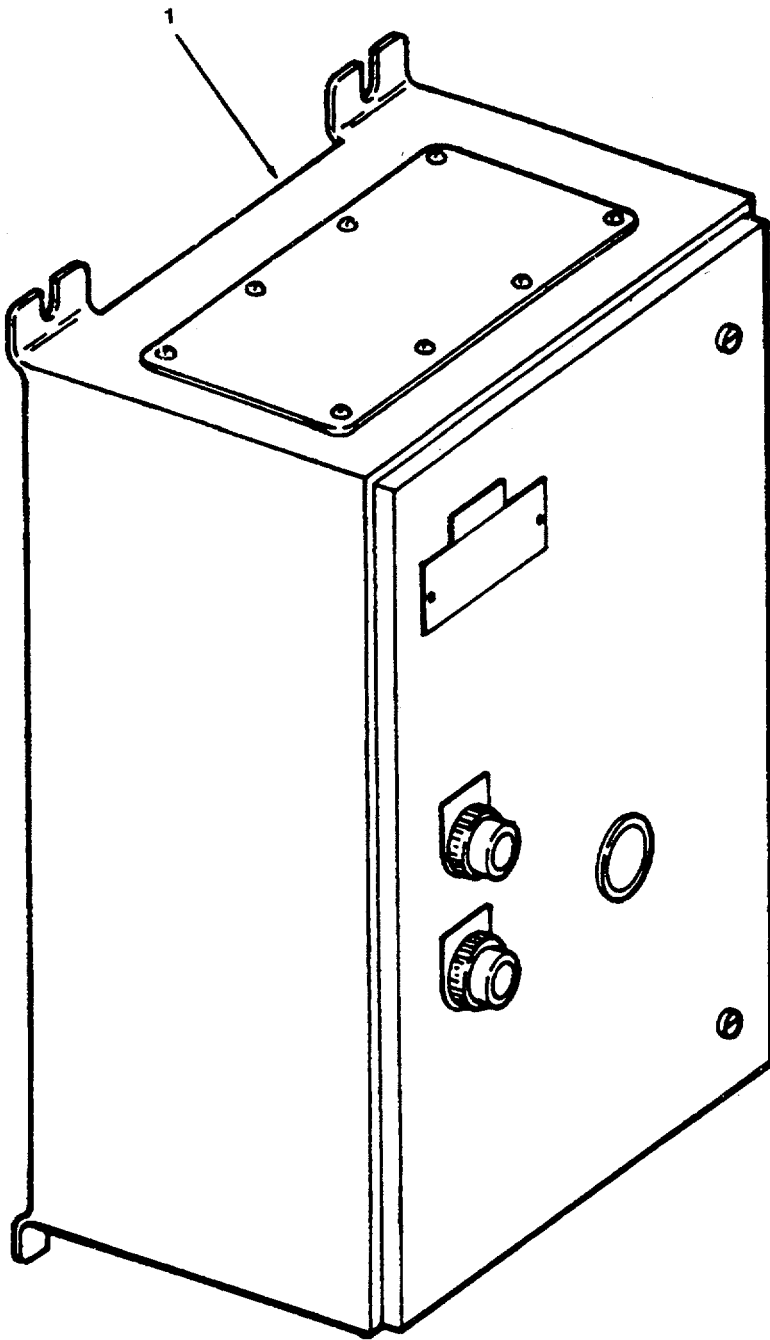


Figure 333. Controller

SECTION II

TM 55-1905-220-20P

(1) ITEM NO	(2) SMR CODE	(3) CAGEC	(4) PART NUMBER	(5) DESCRIPTION AND USABLE ON CODES(UOC)	(6) QTY
				GROUP 09 PUMP SETS	
				FIG. 333 CONTROLLER	
1	XDCHZ	27192	6862ED1846	CONTROLLER.MOTOR CONTROLLER AC MAGNETIC 440VAC 3 PH 60 HZ SEA WATER FLUSHING PUMP (IDENTICAL TO CONTROLLER IN FIG 314)	1

END OF FIGURE

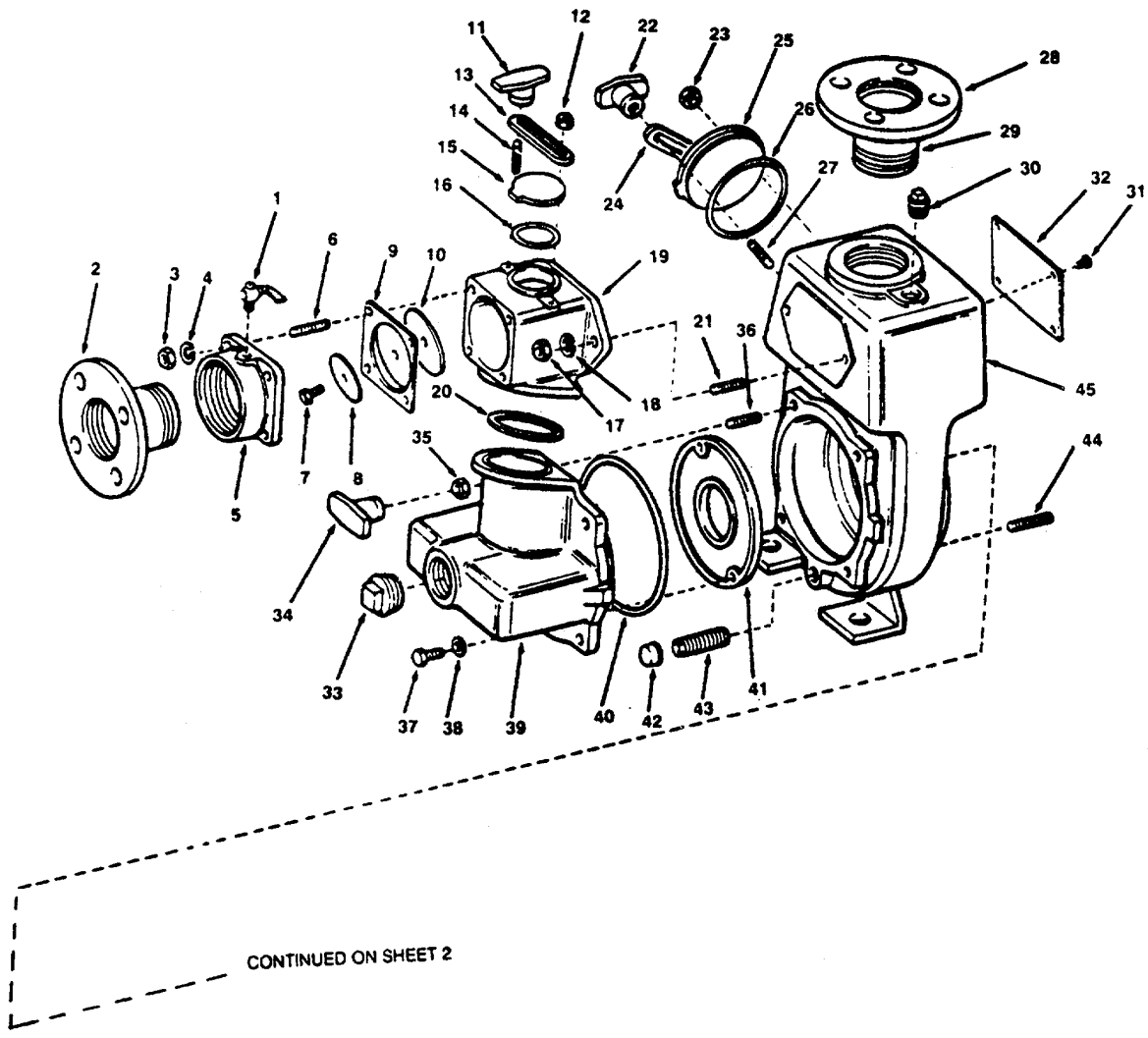


Figure 334. Sewage Discharge Pump (Sheet 1 of 2)

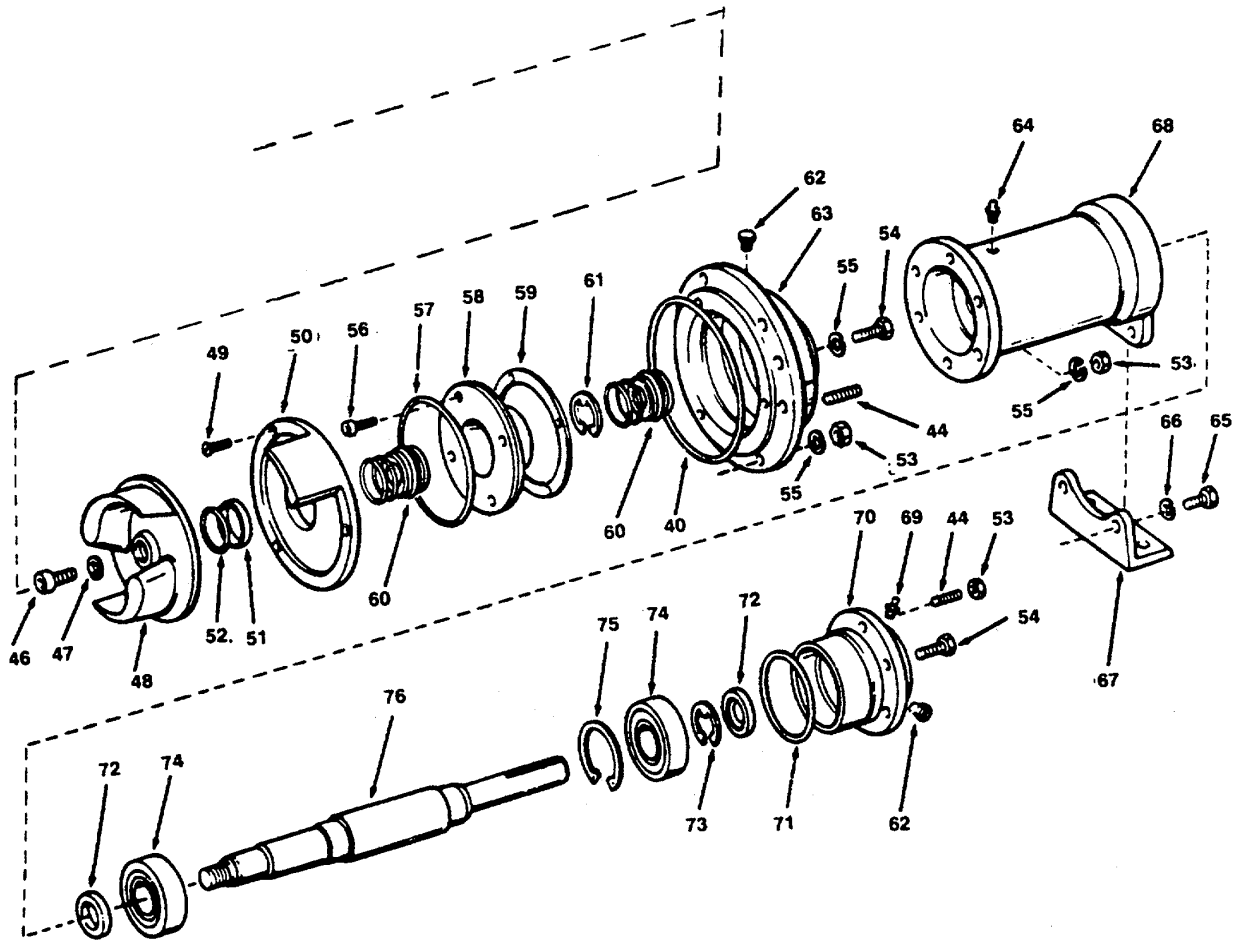


Figure 334. Sewage Discharge Pump (Sheet 2 of 2)

SECTION II

TM 55-1905-220-20P

(1) ITEM NO	(2) SMR CODE	(3) CAGEC	(4) PART NUMBER	(5) DESCRIPTION AND USABLE ON CODES(UOC)	(6) QTY
				GROUP 09	PUMP SETS
				FIG. 334	SEWAGE DISCHARGE PUMP
	XDCHH	31015	30MP	PUMP-DISCHARGE-SELF	1
1	XDCZZ	96906	MS35784-2	COCK-DRAIN BRASS	1
2	XDCZZ	80652	1342	ADAPTER SUCTION FLANGE 3X3	1
3	PACZZ	96906	MS35690-704	NUT-PLAIN-HEXAGON	4
4	PACZZ	96906	MS35338-47	WASHER, LOCK	4
5	XDCZZ	80652	1077	FLANGE SUCTION THREADED	1
6	XDCZZ	80652	1079-2	STUD 7/16-14X1-3/4 STEEL	4
7	PACZZ	96906	MS35307-332	BOLT-MACHINE	1
8	XDCZZ	80652	1076	WASHER FLAP VALVE	1
9	XDCZZ	80652	1074-1	VALVE FLAP	1
10	XDCZZ	80652	1075	WEIGHT FLAP VALVE	1
11	XDCZZ	80652	905-1	HANDLE CLAMP PLATE 3/8-16 THREAD..	1
12	PACZZ	96906	MS35691-17	NUT-PLAIN-HEXAGON	1
13	XDCZZ	80652	1071	ARM PRIMING COVER CLAMP	1
14	XDCZZ	80652	1027-3	STUD 3/8-16X2 STEEL	2
15	XDCZZ	80652	896	COVER PRIMING	1
16	XDCZZ	80652	150-8	PACKING, PREFORMED INCH PRIMING	1
				COVER	
17	PACZZ	96906	MS51967-20	NUT-PLAIN-HEXAGON	2
18	XDCZZ	96906	MS35338-50	WASHER, LOCK	4
19	XDCZZ	80652	1058	MOUSING FLAP VALVE	1
20	XDCZZ	80652	241-4	PACKING-PREFORMED	1
21	XDCZZ	80652	1030-1	STUD 5/8-11X2	2
22	XDCZZ	80652	905-2	HANDLE CLAMP PLATE 7/16-14 THREAD.	1
23	PACZZ	96906	MS35690-704	NUT-PLAIN-HEXAGON	1
24	XDCZZ	80652	1070	ARM CASE COVER CLAMP	2
25	XDCZZ	80652	068	COVER CASE INSPECTION	1
26	XDCZZ	80652	241-7	PACKING, PREFORMED	
27	XDCZZ	80652	1079-3	STUD 7/16-14 X 2 STEEL	2
28	XDCZZ	80652	1595	FLANGE DISCHARGE 3X3 INCH	1
29	XDCZZ	80652	1596-2	NIPPLE PIPE 3X5 INCH BLACK-	1
30	XDCZZ	80652	120-1	PLUG PIPE 3/4 SQUARE HEAD GALV	1
				STEEL	
31	PACZZ	96906	MS51957-26	SCREW-MACHINE HEAD	4
32	XDCZZ	80652	1101-1	PLATE IDENTIFICATION STAINLESS	1
				STEEL-	
33	XDCZZ	80652	2583-1	PLUG SQUARE HEAD 2 INCH NPT IRON	1
34	XDCZZ	80652	905	HANDLE CLAMP PLATE 1/2-13 THRD	4
35	PACZZ	96906	MS51967-14	NUT-PLAIN-HEXAGON	4
36	XDCZZ	80652	1024-1	STUD 1/2-13X1-3/4 STEEL	4
37	XDCZZ	96906	MS90725-64	SCREW-CAP-HEXAGON H	2
38	XDCZZ	80652	1037	STAT-O-SEAL 7100-3/8 STEEL CADPLTD	2
39	XDCZZ	80652	1059-2	ELBOW INLET SEWAGE PUMP	1
40	XDCZZ	80652	150-23	PACKING, PREFORMED	1
41	XDCZZ	80652	1060	PLATE SUCTION WEAR	1
42	XDCZZ	80652	1035-1	CAP PIPE 1/4 INCH GALV STEEL-	1
43	XDCZZ	80652	1154-2	NIPPLE PIPE 1/4X2-1/2 GALV STEELE.	1
64	XDCZZ	31015	5218	FITTING, LUBRICATION GREASE	1

SECTION II

TM 55-1905-220-20P

(1) ITEM NO	(2) SMR CODE	(3) CAGEC	(4) PART NUMBER	(5) DESCRIPTION AND USABLE ON CODES(UOC)	(6) QTY
65	PACZZ	80204	B1821BH050C150N	STRAIGHT	
66	XDCZZ	96906	MS35338-48	SCREW.CAP.HEXAGON H	2
67	XDCZZ	80652	1065	WASHER, LOCK	4
69	XDCZZ	80652	6205	SUPPORT FOOT MOUNTED	1
				FITTING ALEMITE G REASE 45 DEGREE	1

END OF FIGURE

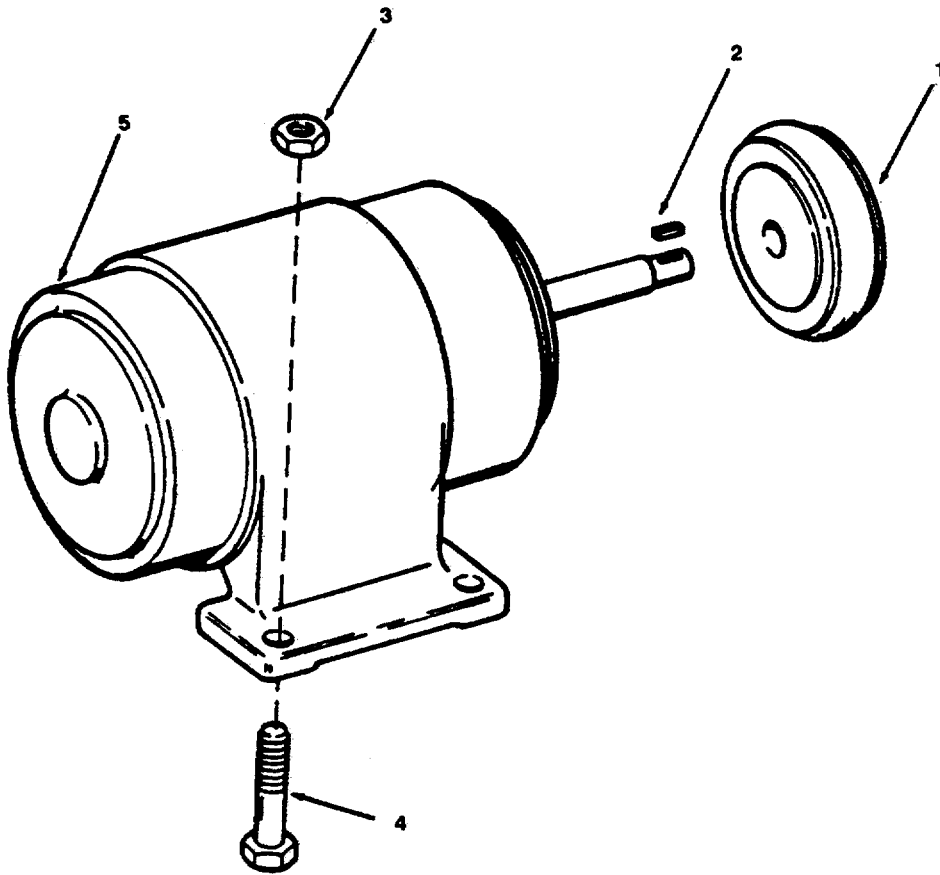


Figure 335. Pump Motor and Coupling

SECTION II						
(1)	(2)	(3)	(4)	(5)	(6)	
ITEM	SMR		PART			
NO	CODE	CAGEC	NUMBER	DESCRIPTION AND USABLE ON CODES(UOC)		QTY

GROUP 09 PUMP SETS
 FIG. 335 PUMP MOTOR AND COUPLING

1	XDCZZ	98523	NPN	COUPLING SHAFT SEWAGE DISCHARG E.....		1
				PUMP TO MOTOR		
2	XDCZZ	98523	PZ100250200	KEY MACHINE SQUARE		1
3	PACZZ	96906	MS51922-17	NUT,SELF-LOCKING,HE		4
4	PACZZ	96906	MS90725-66	SCREW,CAP,HEXAGON H		4
5	XDCHF	98523	Z149B088	MOTOR,ALTERNATING C 440VOLT 60HZ		1
				3PHASE 1800RPM DRIP-PROOF FRAME		
				184T MARINE STANDARD		

END OF FIGURE

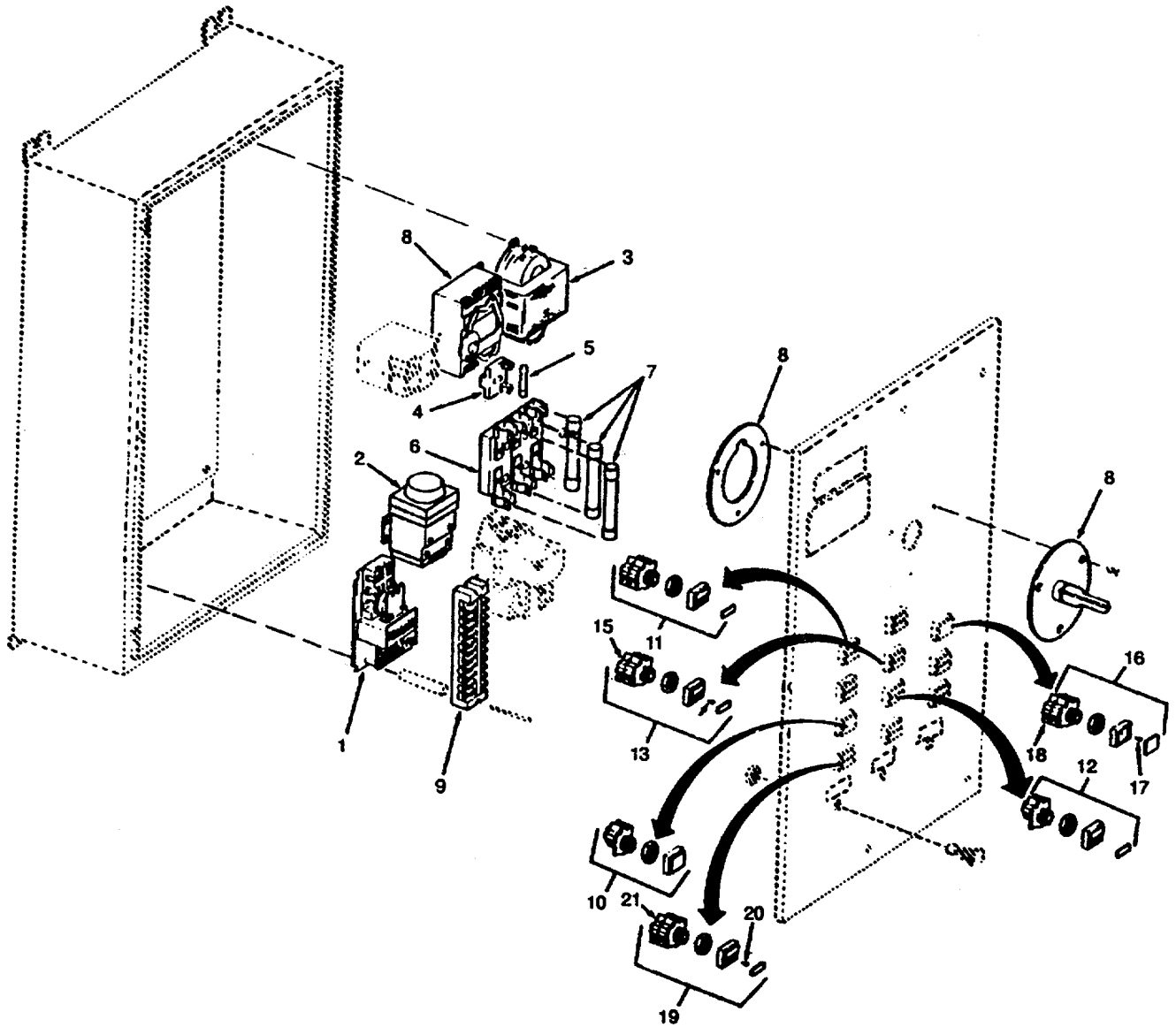


Figure 336. Motor Controller.

SECTION II					
(1)	(2)	(3)	(4)	(5)	(6)
ITEM NO	SMR CODE	CAGEC	PART NUMBER	DESCRIPTION AND USABLE ON CODES(UOC) QTY	
GROUP 09 PUMP SETS					
FIG, 336 MOTOR CONTROLLER					
	XDCHH	27192	6866ED306	CONTROLLER AC MAGNETIC 440YAC 3PH 60 HERTZ	1
1	XDCZZ	27192	1353H111-1	RELAY TRANSISTOR	2
2	XDCZZ	27192	7012LH	TIMER AGASTAT	1
3	PACZZ	27192	C340GG	TRANSFORMER,POWER 350VA	1
4	XDCZZ	27192	10982H4-3	BLOCK FUSE 30 AMPERE 600 VOLT	2
5	PACZZ	27192	611-562	FUSE,CARTRIDGE VOLT	2
6	XDCZZ	27192	10982H1	BLOCK FUSE 30 AMPERE 250 VOLT	2
7	PACZZ	27192	611-564	FUSE,CARTRIDGE	6
8	XDCZZ	27192	45-612	SWITCH DISCOUNT SIZE 0 WITH FB	1
				NON AUTO CIRCUIT BREAKER	
10	XDCZZ	27192	E30AA	PUSHBUTTON ASSEMBLY	1
11	XDCZZ	27192	E30AB	PUSHBUTTON ASSEMBLY	1
12	XDCZZ	27192	E30AD	SWITCH SUBASSEMBLY	2
13	XDCZZ	27192	E300A	PUSHBUTTON AND INDICATING LIGHT	1
				ASSEMBLY	
14	PACZZ	08806	259	LAMP INCANDESCENT 6	1
15	XDCZZ	27192	42-2663	TRANSFORMER ASSEMBLY	1
16	XDCZZ	27192	E30BA	LIGHT ASSEMBLY INDICATING SINGLE	1
17	PACZZ	15605	28-949	LAMP,INCANDESCENT	1
18	XDCZZ	27192	42-2672	TRANSFORMER ASSEMBLY	1
19	XDCZZ	27192	E30CA	LIGHT ASSEMBLY INDICATING DUAL	5
20	PACZZ	27192	28-1022	LAMP,INCANDESCENT	2
21	XDCZZ	27192	42-2663	TRANSFORMER ASSEMBLY	2

END OF FIGURE

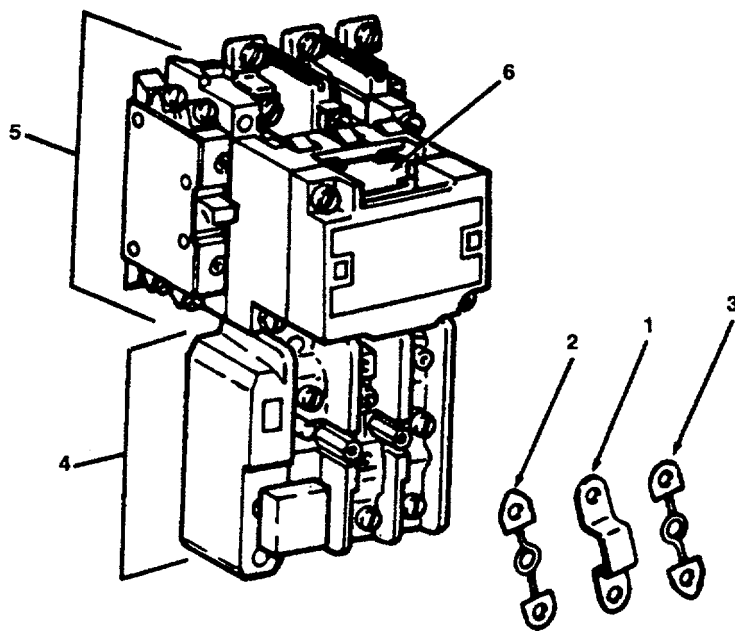


Figure 337. Starter

SECTION II					
(1)	(2)	(3)	(4)	(5)	(6)
ITEM	SMR		PART		
NO	CODE	CAGEC	NUMBER	DESCRIPTION AND USABLE ON CODES(UOC) QTY	

GROUP 09 PUMP SETS

FIG. 337 STARTER

	XDCZZ	27192	A10BNLOX	STARTER 3 POLE 3 PHASE NON-	3
				REVERSING AC MAGNETIC 965 SIZE 0	
1	XDCZZ	27192	25-2217	CONNECTOR OVERLOAD RELAY	1
2	PACZZ	27192	H1021	HEATER.THERMAL RELE	1
3	PACZZ	27192	H1034	HEATER,THERMAL RELE	1
4	XDCZZ	27192	10-3523-5	RELAY OVERLOAD	1
5	XDCZZ	27192	C10BX	POWER UNIT STARTER	1
6	PACZZ	27192	9-1887-17	COIL,ELECTRICAL	1

END OF FIGURE

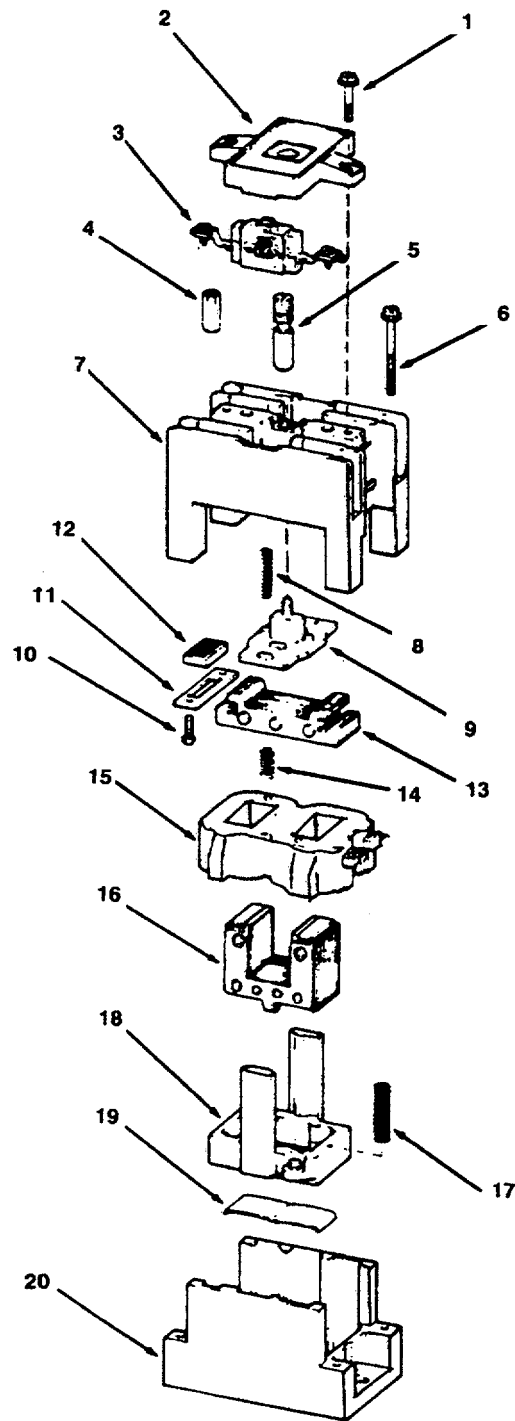


Figure 338. M Type Relay

SECTION II
 (1) (2) (3) (4) (5) (6)
 ITEM SMR
 NO CODE CAGEC PART
 NUMBER DESCRIPTION AND USABLE ON CODES(UOC) QTY

GROUP 09 PUMP SETS

FIG. 338 M TYPE RELAY

	XDCZZ	27192	65-684-4F	RELAY 4 POLE TYPE M	5
1	XDCZZ	27192	11-2494	SCREW,MACHINE	2
2	XDCZZ	27192	99-849	PLATE COVER	1
3	PACZZ	27192	D26MPR	SWITCH SUBASSEMBLY	4
4	XDCZZ	27192	61-1728	CONNECTOR,RECEPTACL	1
5	XDCZZ	27192	61-1897	MANUAL OPERATOR	1
6	XDCZZ	27192	11-2619	SCREW,MACHINE	4
7	XDCZZ	27192	99-849-3	DECK REAR	1
8	PACZZ	27192	69-2741	SPRING,HELICAL,COMP	2
9	XDCZZ	27192	61-1721	BAR,ACTUATOR,ELECTR	1
10	XDCZZ	96906	MS35206-229	SCREW,MACHINE HEAD	4
11	XDCZZ	27192	55-1855	CLAMP MAGNET RETAINING	2
12	XDCZZ	27192	18-1775	RELAY,ELECTROMAGNET	2
13	XDCZZ	27192	48-1155	MAGNET,PERMANENT	1
14	PACZZ	27192	69-2740	SPRING,HELICAL,COMP RETAINING	2
15	PACZZ	27192	9-1989-18	COIL,ELECTRICAL	1
16	XDCZZ	27192	17-9958	RELAY	1
17	XDCZZ	27192	69-2760	SPRING ARMATURE RETURN	2
18	XDCZZ	27192	99-926	CARRIER ARMATURE MAGNET	1
19	XDCZZ	27192	69-27s9	CLIP RETAINER	1
20	XDCZZ	27192	17-9959	BASE MOLDED	1

END OF FIGURE

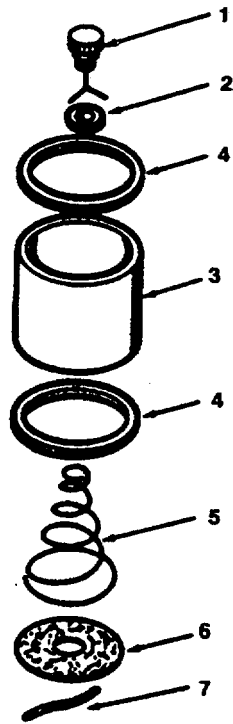


Figure 339. Vacuum Pump Oil Reservoir

SECTION II					
(1)	(2)	(3)	(4)	(5)	(6)
ITEM	SMR		PART		
NO	CODE	CAGEC	NUMBER	DESCRIPTION AND USABLE ON CODES(UOC)	QTY

GROUP 09 PUMP SETS

FIG. 339 VACUUM PUMP OIL RESERVOIR

	XDCZZ	24123	AA960-1	RESERVOIR ASSEMBLYO VACUUM PUMP	1
1	XDCZZ	24123	AA269	PLUG FILLER AND RETAINER KEY	1
2	XDCZZ	24123	AA265	GASKET FILLER PLUG	1
3	XDCZZ	24123	AA967	CYLINDER RESERVOIR	1
4	XDCZZ	24132	AA968A	CYLINDER GASKET	2
5	XDCZZ	24123	AA274	SPRING OIL RESERVOIR	1
6	PACZZ	24123	AA56B	STRAINER,OIL	1
7	KFCZZ	24123	AA973	WICK FEED OIL RESERVOIR PART OF	1
				KIT P/N K295	

END OF FIGURE

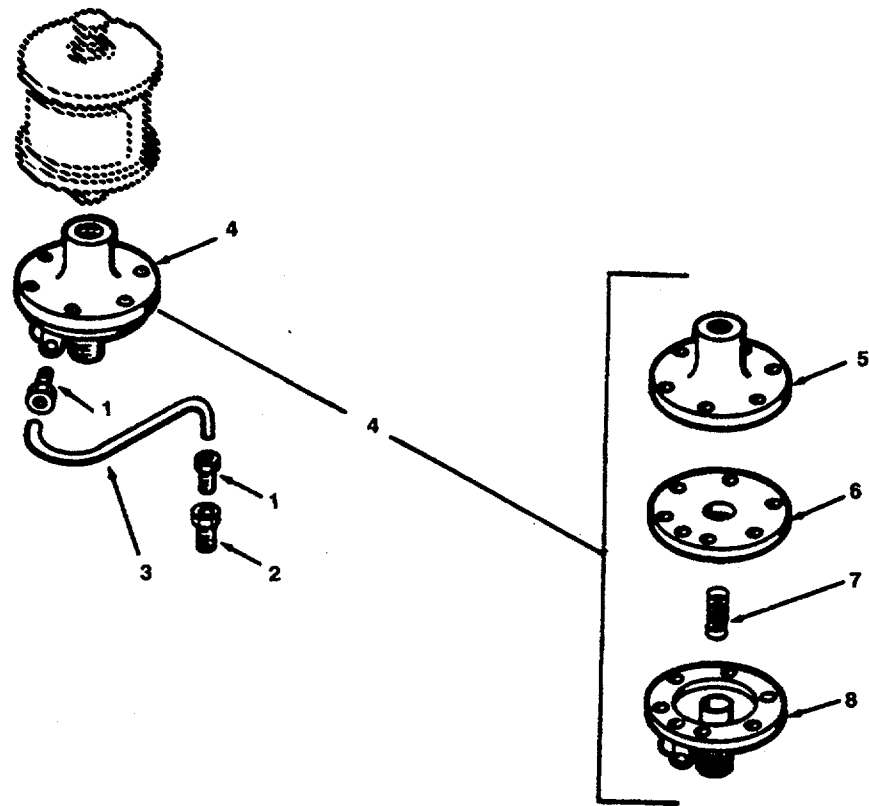


Figure 340. Vacuum Pump Lubricator

SECTION II					
(1)	(2)	(3)	(4)	(5)	(6)
ITEM NO	SMR CODE	CAGEC	PART NUMBER	DESCRIPTION AND USABLE ON CODES(UOC) QTY	
GROUP 09 PUMP SETS					
FIG. 340 VACUUM PUMP LUBRICATOR					
1	KFCZZ	24123	V31	FITTING COMPRESSION PART OF KIT P/N V41C	4
2	KFCZZ	24123	V32A	CONNECTOR TUBE PART OF KIT P/N V41C	2
3	KFCZZ	24123	V59	TUBE OIL VACUUM PUMP PART OF KIT P/N V41C	2
4	KFCZZ	24123	V40C	LUBRICATOR VACUUM PUMP PART OF KIT P/N V41C	1
5	XACZZ	24123	V10A	BODY UPPER VACUUM PUMP LUBRICATOR	1
6	XDCZZ	24123	V33	DIAPHRAGM,ACTUATOR LUBRICATOR PLASTIC	1
7	XACZZ	24123	V34	SPRING DIAPHRAGM	1
8	XACZZ	24123	V11B	BODY LOWER VACUUM PUMP LUBRICATOR	1
	PACZZ	24123	V41C	PARTS KIT,LUBRICANT VACUUM PUMP	1
				CONNECTOR TUBE	(2) 340-2
				FITTING COMPRESSION	(4) 340-1
				LUBRICATOR VACUUM	(1) 340-4
				TUBE OIL VACUUM	(2) 340-3

END OF FIGURE

340-1

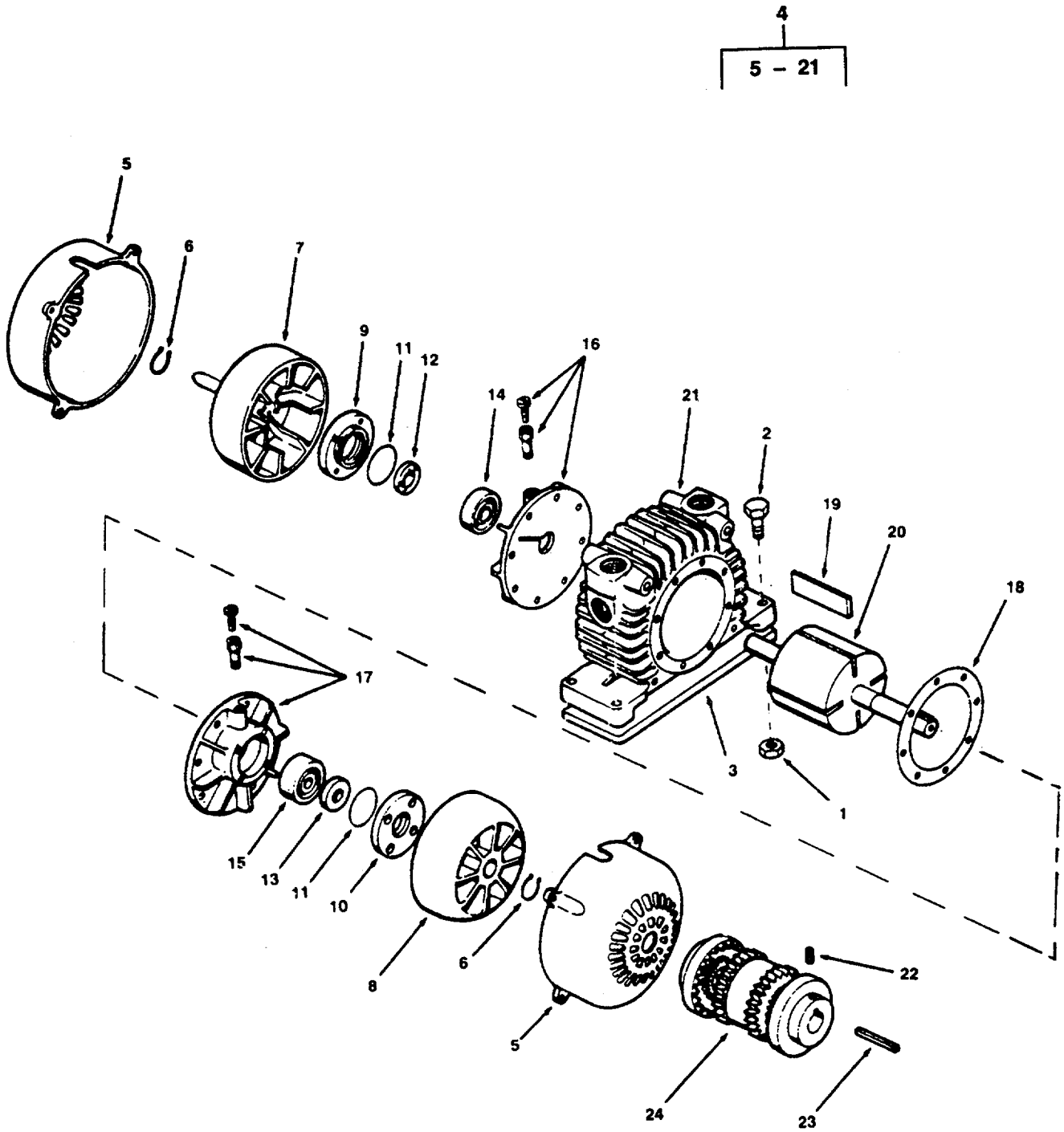


Figure 341. Sewage System Vacuum Pump

SECTION II					
(1)	(2)	(3)	(4)	(5)	(6)
ITEM NO	SMR CODE	CAGEC	PART NUMBER	DESCRIPTION AND USABLE ON CODES(UOC) QTY	
GROUP 09 PUMP SETS					
FIG. 341 SEWAGE SYSTEM VACUUM PUMP					
1	PACZZ	96906	MS51922-17	NUT,SELF-LOCKING,HE	8
2	PACZZ	96906	MS90725-66	SCREW,CAP,HEXAGON H	8
3	XDCZZ	98523	A149B030	LINER PUMP MOUNTING	4
4	XDCHH	24123	2065-V2	PUMP VACUUM ROTARY VANE	2
5	XDCZZ	24123	AC102B	GUARD FAN VACUUM PUMP	2
6	XDCZZ	24123	AC448	RING RETAINING COOLINGFAN.....	2
7	XDCZZ	24123	AC326B	FAN COOLING DEAD END VACUUM PUMP	1
8	XDCZZ	24123	AC326C	FAN COOLING DRIVE END	1
9	XDCZZ	24123	AA857	CAP END DEAD END VACUUM PUMP	1
10	XDCZZ	24123	AA856	CAP END DRIVE END	1
22	XDCZZ	98523	E240025C038	SETSCREW HEX SOCKET	4
23	XDCZZ	98523	P2100180125	KEY MACHINE VACUUM PUMP COUPLING	2
24	XDCZZ	71041	11754	COUPLING SHAFT 7/8 BORE TO 3/4 BORE	2

END OF FIGURE

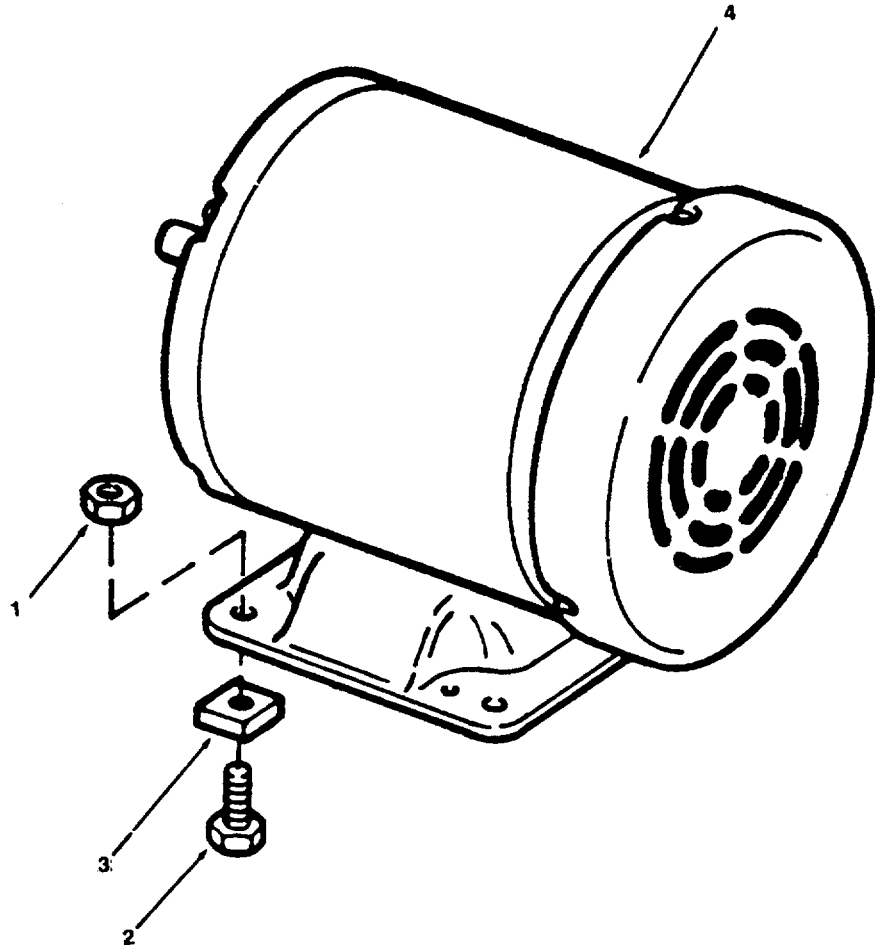


Figure 342. Pump Motor

SECTION II				(5)	(6)
(1)	(2)	(3)	(4)		
ITEM	SMR		PART		
NO	CODE	CAGEC	NUMBER	DESCRIPTION AND USABLE ON CODE S(UOC) QTY	
GROUP 09 PUMP SETS					
FIG. 342 PUMP MOTOR					
1	PACZZ	96906	MS51922-9	NUT,SELF-LOCKING,HE	8
2	PACZZ	96906	MS90725-40	BOLT,MACHINE	8
3	XDCZZ	98523	A149B033	LINER MOTOR MOUNT STEEL	1

END OF FIGURE

342-1

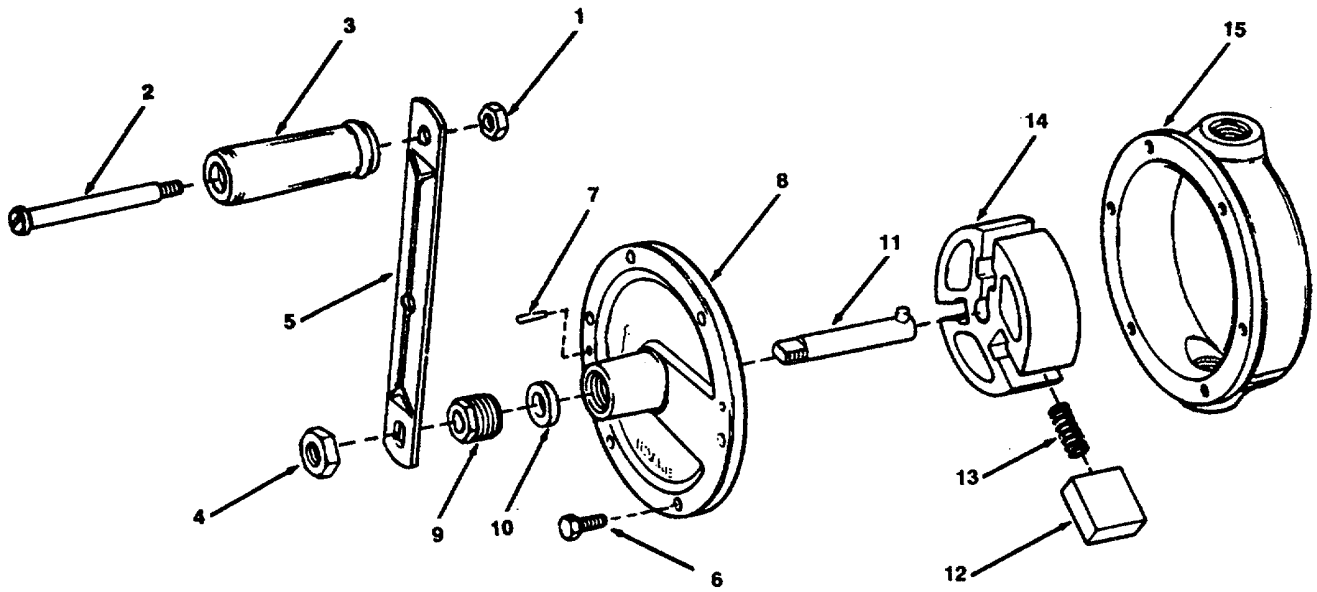


Figure 343. Lube Oil Transfer Pump

SECTION II
 (1) (2) (3) (4) (5) (6)
 ITEM SMR CAGEC PART
 NO CODE CAGEC NUMBER DESCRIPTION AND USABLE ON CODES(UOC) QTY

GROUP 09 PUMP SETS

FIG. 343 LUBE OIL TRANSFER PUMP

	XDCZZ	07524	BR-414	DISPENSING PUMP,HAN LUBE OIL	1
				TRANSFER	
1	XDCZZ	07524	922946	NUT LOCK PUMP GRIP	1
2	XDCZZ	07524	700898	PIN GRIP PUMP	1
3	XDCZZ	07524	700119	GRIP,HANDLE	1
4	XDCZZ	07524	922426	NUT SHAFT	1
5	XDCZZ	07524	700466	CRANK STEEL PUMP	1
6	XDCZZ	07524	920151	SCREW CAP PUMP HEAD	8
7	XDCZZ	07524	930058	PIN GROOVE	2
8	XDCZZ	07524	030415	HEAD,PUMP TRANSFER	1
9	XDCZZ	07524	140107	NUT PACKING STEEL	1
10	PACZZ	07524	300105	PACKING,PREFORMED TEFLON/ASBESTOS	1
				PUMP SHAFT	
11	XDCZZ	07524	210109	SHAFT AND PIN HAND PUMP	1
12	PACZZ	07524	090405	VANE,PUMP,ROTARY HAND PUMP	3
13	PACZZ	07524	110401	SPRING,HELICAL	3
14	PACZZ	07524	200421	ROTOR	1
15	XDCZZ	07524	020405	CYLINDER PUMP LUBE OIL	1

END OF FIGURE

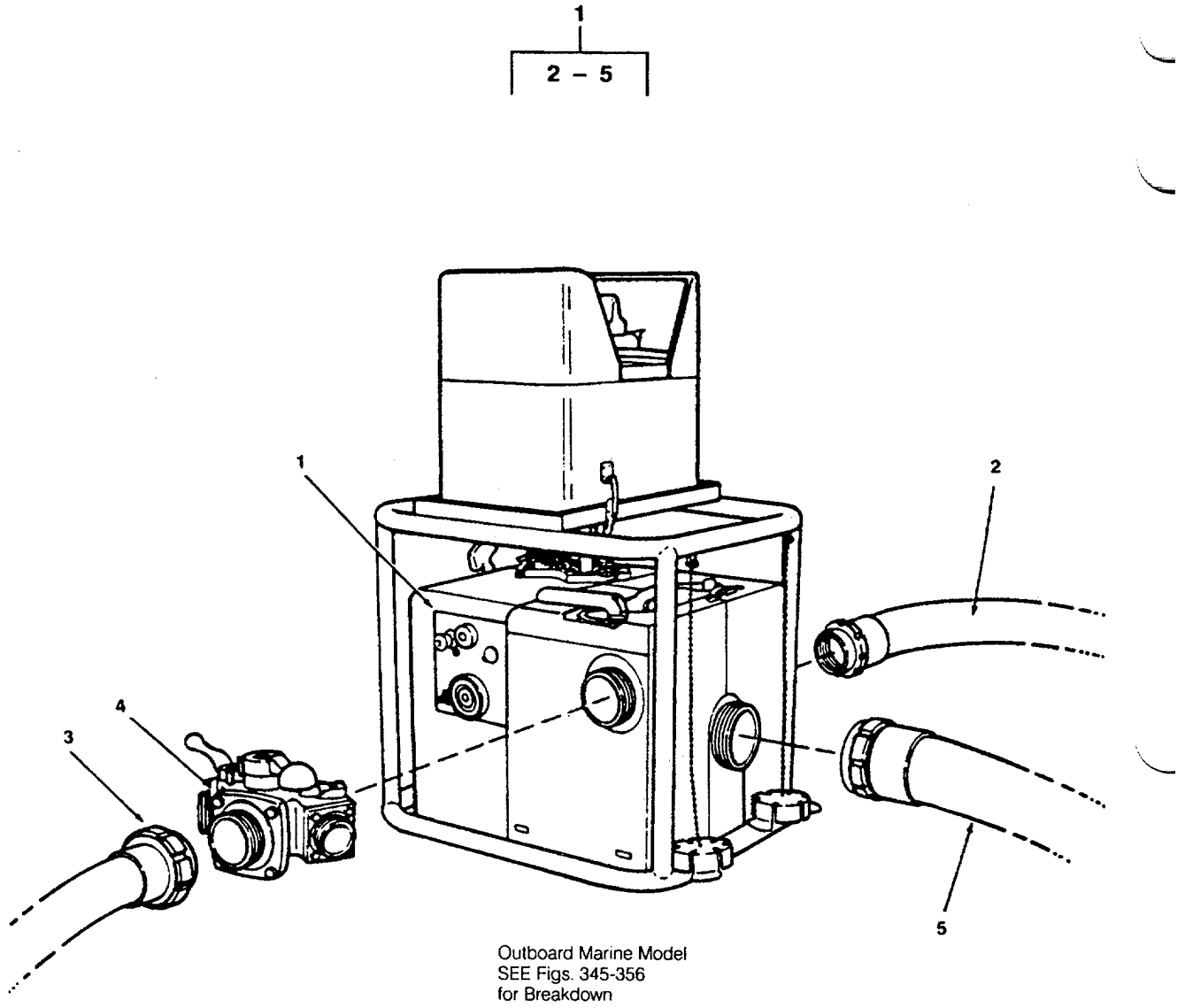


Figure 344. Portable Fire Pump Outboard Marine Model

SECTION II				(5)	(6)
(1)	(2)	(3)	(4)		
ITEM	SMR		PART		
NO	CODE	CAGEC	NUMBER	DESCRIPTION AND USABLE ON CODES(UOC) QTY	
GROUP 09 PUMP SETS					
FIG. 344 PORTABLE FIRE PUMP					
OUTBOARD MARINE MODEL					
1	XDCFF	80256	592150	PUMP UNIT,CENTRIFUG 250 GPM, WHEN	1
:				UNECONOMICAL TO REPAIR REPLACE WITH	
				PUMPON FIGURE 357	
2	PACZZ	80256	592224	HOSE ASSEMBLY,NONME DISCHARGE	1
3	PACZZ	80256	592230	REDUCER,HOSE FEMALE TO 1 1/2 IN.	1
				MALE	
4	PACZZ	80256	592238	VALVE,PLUG	1
5	XACZZ	96400	592223	HOSE ASSEMBLY,NONME SUCTION, ITEM	3
				NOT PROCUREABLE	

END OF FIGURE

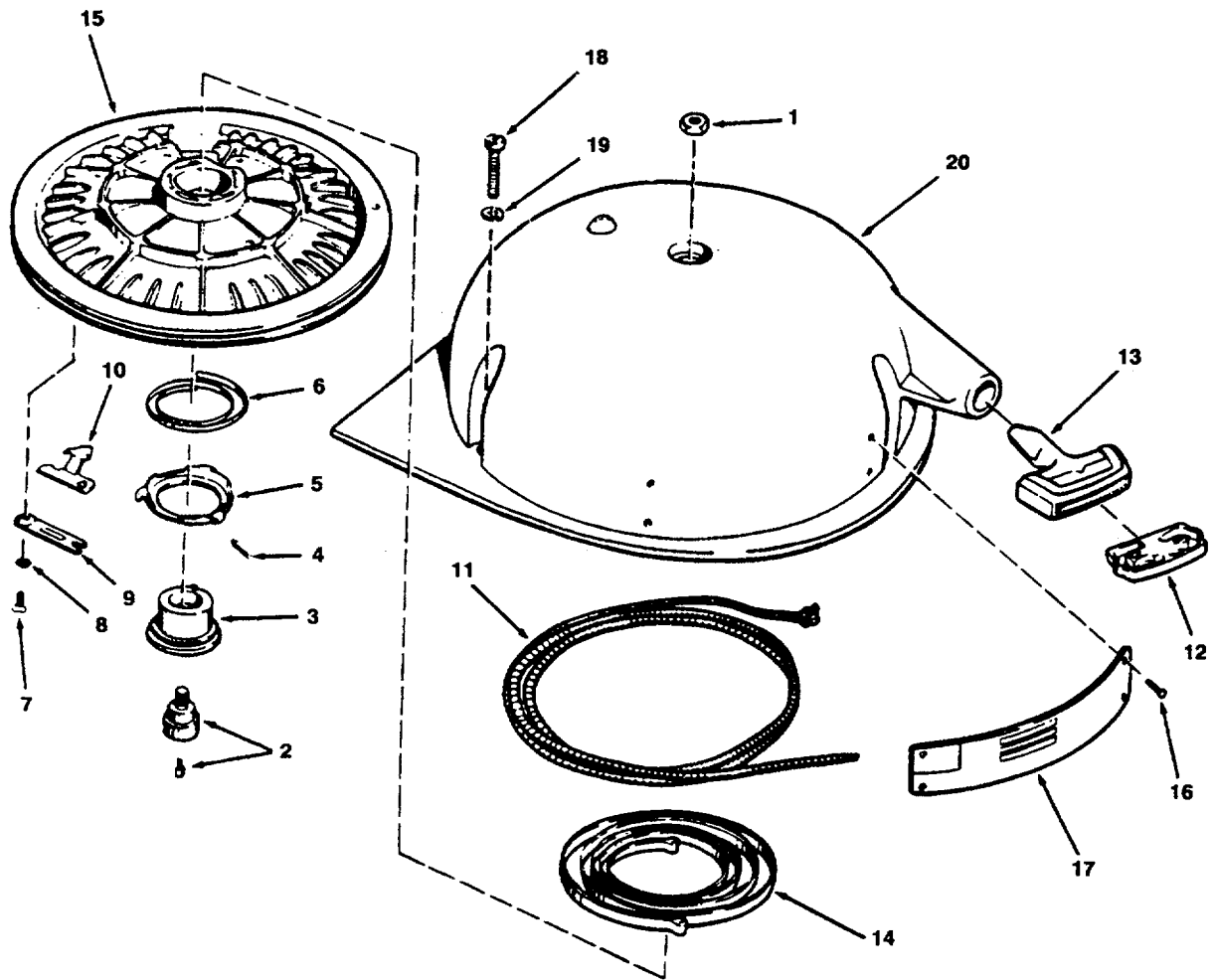


Figure 345. Starter Assembly

SECTION II
 (1) (2) (3) (4) (5) (6)
 ITEM SMR CAGEC PART
 NO CODE CAGEC NUMBER DESCRIPTION AND USABLE ON CODES(UOC) QTY

GROUP 09 PUMP SETS

FIG. 345 STARTER ASSEMBLY

1	XDCZZ	80256	552962	NUT SPINDLE SCREW	1
2	PACZZ	80256	375898	HOLDER,ELECTRICAL C	1
3	PACZZ	80256	276643	SPINDLE AND PIN ASS	1
4	XDCZZ	80256	202155	SPRING EQUALIZER	3
5	XDCZZ	80256	202114	CUP EQUALIZER	1
6	XDCZZ	80256	302222	SPRING, SPIRAL, TORSI	1
7	XDCZZ	80256	306532	SCREW RETAINER	3
8	XDCZZ	80256	306528	WASHER LOCK	3
9	XDCZZ	80256	202317	RETAINER STARTER	1
10	XDCZZ	80256	202470	PAWL STARTER	1
11	XDCZZ	80256	304096	ROPE STARTER	1
12	PACZZ	80256	304325	ANCHOR,HANDLE	1
13	XDCZZ	80256	304361	HANDLE,STARTER ROPE	1
14	PACZZ	80256	375836	SPRING, SPIRAL, TORSI	1
15	XACZZ	80256	376434	PULLEY,ENGINE START ITEM NOT PROCUREABLE	1
11	XDCZZ	80256	553053	RIVET	4
17	XDCZZ	80256	553100	NAMEPLATE	1
18	XDCZZ	80256	306446	SCREW	3
19	PACZZ	96906	MS35338-139	WASHER,LOCK	3
20	XDCZZ	80256	592135	HOUSING STARTER	1

END OF FIGURE

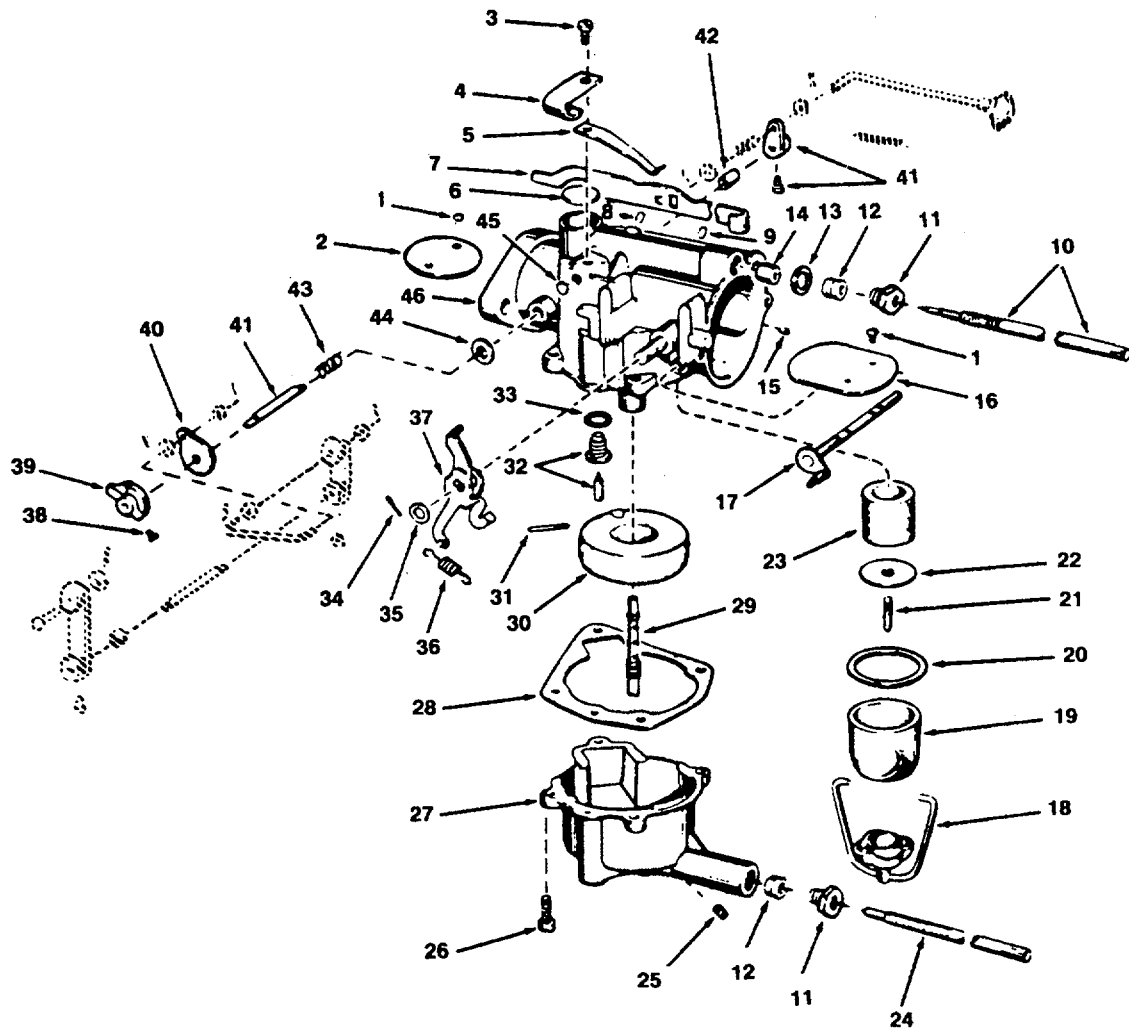


Figure 346. Carburetor Assembly

SECTION II					
(1)	(2)	(3)	(4)	(5)	(6)
ITEM NO	SMR CODE	CAGEC	PART NUMBER	DESCRIPTION AND USABLE ON CODES(UOC) QTY	
GROUP 09 PUMP SETS					
FIG. 346 CARBURETOR ASSEMBLY					
	XDCZZ	32195	592147	CARBURETOR,FLOAT	1
1	XDCZZ	80256	303760	SCREW,THROTTLE	4
2	XDCZZ	80256	302828	PLATE,THROTTLE,CARB	1
3	XDCZZ	80256	306479	SCREW CHOKE CONTROL	1
4	XACZZ	80256	302792	SPRING,CHOKE CONTROL ITEM NOT PROCUREABLE.....	1
5	PBCZZ	80256	302722	SPRING CHOKE ROD	1
6	XDCZZ	80256	306392	PLUG CARBURETOR	1
7	XDCZZ	80256	302726	CONTROL ROD	1
8	XDCZZ	80256	301732	PLUG CARBURETOR	1
9	XDCZZ	80256	304105	PLUG CARBURETOR	2
10	PACZZ	80256	552922	NEEDLE VALVE,CARBUR	1
11	XDCZZ	21119	300179	BUSHING,MACHINE THR LOW SPEED	2
12	PBCZZ	80256	307583	NEEDLE VALVE.....	
13	XDCZZ	80256	30602	PACKING,PREFORMED	6
14	PACZZ	80256	30393	WASHER.....	1
15	XDCZZ	80256	307548	BUSHING NEEDLE VALVE	1
16	XDCZZ	80256	302674	PLUG CARBURETOR BODY	2
17	XACZZ	80256	376256	PLATE,THROTTLE,CARB	1
				ARM,THROTTLE PLATE CHOKE SHAFT,	1
				CARBURETOR, ITEM NOT PROCUREABLE....	
18	XDCZZ	80256	377600	BAIL,SEDIMENT BOWL AND SWIVEL	1
19	PBCZZ	32195	303967	BOWL,SEDIMENT SEDIMENT	1
20	PBCZZ	32195	302675	GASKET.....	1
21	PBCZZ	80256	304522	STUD,PLAIN CARBURETOR	1
22	XDCZZ	80256	304523	NUT,PLAIN,KNURLED CARBURETOR	1
23	PBCZZ	32195	302062	FILTER ELEMENT,FLUI	1
24	XDCZZ	80256	552921	NEEDLE,VALVE SPEED ADJUSTING	1
25	XDCZZ	80256	303041	SCREW FLOAT CHAMBER	1
26	XDCZZ	80256	306357	SCREW CARBURETOR BODY TO	4
				FLOATCHAMBER.....	
27	XDCZZ	80256	304032	CHAMBER,CARBURETOR CARBURETOR	1
28	PACZZ	80256	303750	GASKET BODY TO BOWL	2
29	XDCZZ	80256	304212	NOZZLE,CARBURETOR	1
30	PBCZZ	80256	375792	FLOAT AND ARM ASSEM	1
31	XDCZZ	80256	302661	PIN HINGE	2
32	PBCZZ	80256	378895	FLOAT VALVE AND SEA SEAT ASSEMBLY	1
33	XDCZZ	80256	301996	WASHER NONMETTALIC	1
34	XDCZZ	80256	306463	PIN COTTER.....	1
35	XDCZZ	80256	307596	WASHER BELL CRANK	1
36	PACZZ	80256	304111	SPRING,HELICAL,EXTE	1
37	PACZZ	80256	376258	ARM,CHOKE,FAST-IDLE	1
38	PACZZ	80256	552919	SETSCREW	1
39	XDCZZ	80256	552917	FRICITION COLLAR,CAR	1
40	XDCZZ	80256	553529	PLATE,DRIVE THROTTLE SHAFT	1
41	PBCZZ	80256	592148	CONTROL ROD CARBURETOR	1
42	XDCZZ	80256	552918	SPACER,SLEEVE THROTTLESHAFT	1
43	XDOZZ	80256	552920	SPRING,HELICAL COMPRESSION	1

SECTION II				(5)	(6)
(1)	(2)	(3)	(4)		
ITEM	SMR		PART	DESCRIPTION AND USABLE ON CODES(UOC) OT Y	
NO	CODE	CAGEC	NUMBER		
				THROTTLE SHAFT	
44	XDCZZ 80256	552783	WASHER THROTTLESHAFT	CARBURETOR	2
45	XDCZZ 80256	303962	PLUG CORE	CARBURETOR	1
46	XACZZ 80256	592133	BODY,CARBURETOR SHAFT	ASSY.	1
				CARBURETOR, ITEM NOT PROCUREABLE	

END OF FIGURE

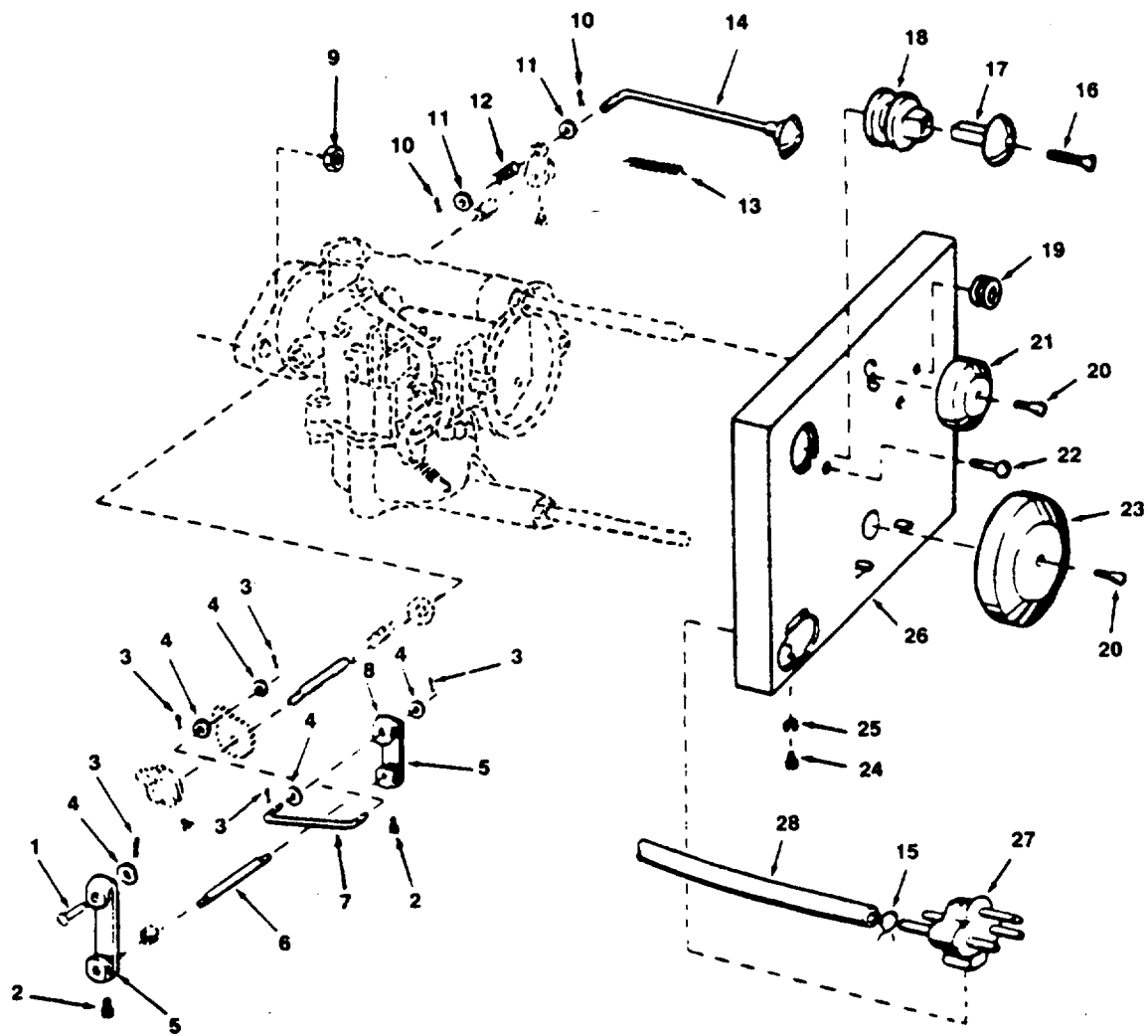


Figure 347. Carburetor Linkage, Control Panel and Manifold Assembly (Sheet 1 of 2)

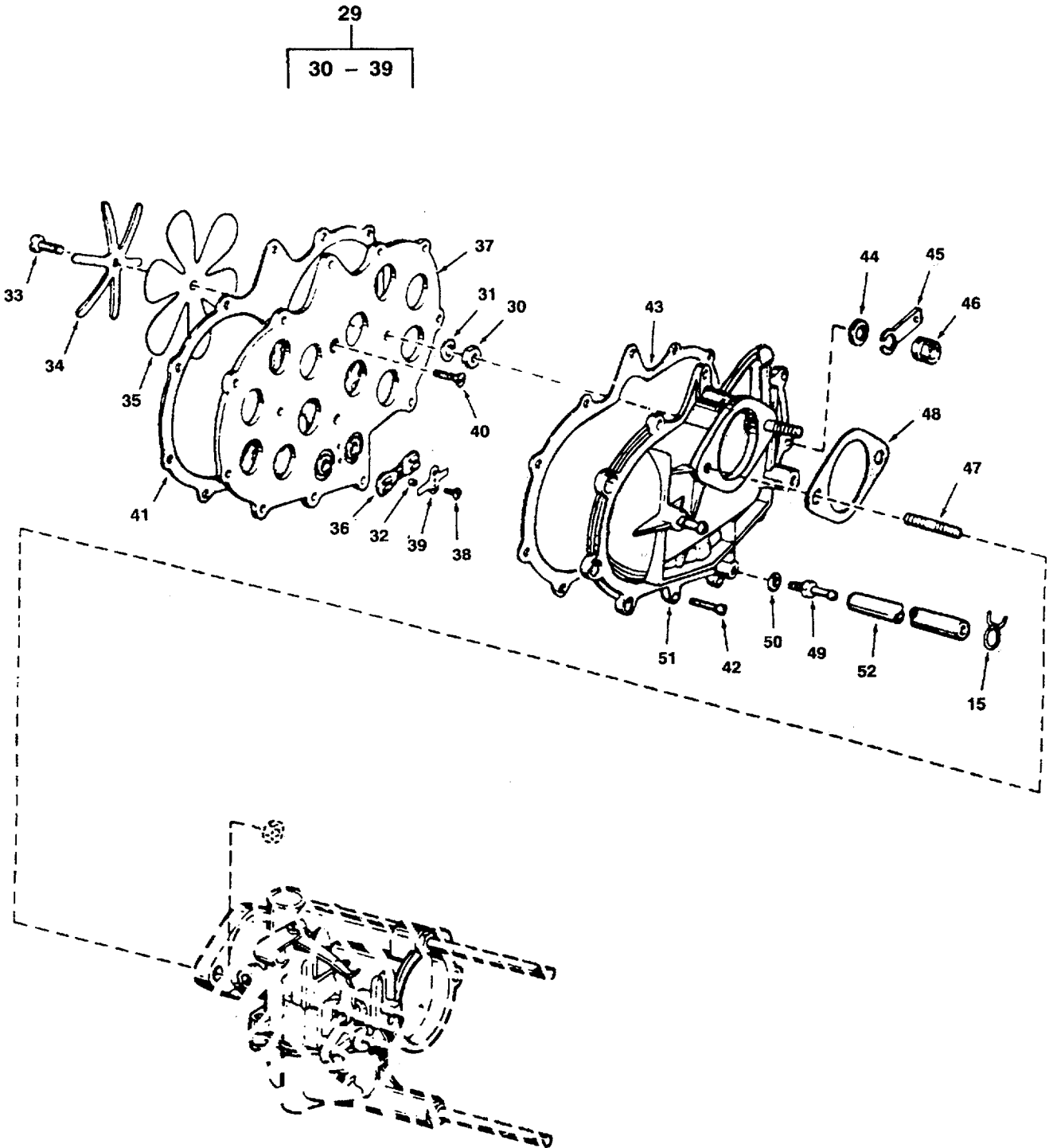


Figure 347. Carburetor Linkage, Control Panel and Manifold Assembly (Sheet 2 of 2)

SECTION II					
(1)	(2)	(3)	(4)	(5)	(6)
ITEM	SMR		PART		
NO	CODE	CAGEC	NUMBER	DESCRIPTION AND USABLE ON CODES(UOC) QTY	
GROUP 09 PUMP SETS					
FIG. 347 CARBURETOR LINKAGE, CONTROL PANEL AND MANIFOLD ASSEMBLY					
1	PACZZ	80256	302038	PIN,STRAIGHT,HEADED CARBURETOR	1
2	XDCZZ	80256	316070	SCREW,LEVER CROSS	2
3	XDCZZ	80256	301912	PIN,COTTER ROD & LIND TO THROTTLE	5
				SHAFT	
4	XDCZZ	80256	306554	WASHER FLAT	5
5	XDCZZ	80256	552983	LEVER,PLATE ROD TO ARMATURE PLATE	1
				ROD	
6	PACZZ	80256	552961	CONTROL ROD	1
7	XACZZ	80256	552985	CONNECTING LINK,RIG ITEM NOT	1
				PROCUREABLE	
8	XDCZZ	80256	552982	LEVER,REMOTE CONTRO TO THROTTLE	1
				SHAFT LINK	
9	XDCZZ	80256	306422	NUT TO CARBURETOR STUD	2
10	XDCZZ	80256	306387	PIN,COTTER STOPBUTTON ROD	2
11	XDCZZ	80256	553541	WASHER,FLAT STOP BUTTON ASSY	2
12	XDCZZ	80256	552964	SPRING STOP BUTTON	1
13	XDCZZ	80256	301898	SPRING THROTTLE RETURN	1
14	XDCZZ	80256	592156	CONTROL ROD STOP	1
16	XDCZZ	80256	552986	SCREW,MACHINE CHOKE CONTROL	1
17	XDCZZ	80256	552967	KNOB CHOKE CONTROL	1
18	PACZZ	80256	302759	GROMMET,NONMETALLIC	1
19	XDCZZ	80256	552966	GROMMET STOP BUTTON	1
20	XDCZZ	80256	551517	SCREW ADJUSTING KNOB	2
21	XDCZZ	80256	302766	KNOB ADJUSTING SLOW	1
22	XDCZZ	80256	551705	SCREW CONTROL PANEL	2
23	XDCZZ	80256	302767	KNOB	1
24	XDCZZ	80256	302416	SCREW PANEL TO FUEL	1
Z5	PACZZ	96906	MS35338-139	WASHER,LOCK	1
26	XDCZZ	80256	552965	PANEL CONTROL	1
27	PACZZ	80256	375788	BODY ASSEMBLY,FUEL	1
28	XDCZZ	80256	302657	HOSE FUEL AIR CONNECTOR TO	2
				CARBURETOR	
29	XDCZZ	80256	376488	PLATE ASSY LEAF CARBURETOR	1
30	XDCZZ	80256	306566 .	NUT PLATE SCREW,CARBURETOR	2
31	PBCZZ	32195	306546 ..	WASHER,LOCK	2
32	XDCZZ	80256	302046 ..	SPACER,SLEEVE	2
33	XDCZZ	80256	301858 ..	SCREW LEAF ATTACHING CARBURETOR	2
34	XDCZZ	80256	303732 ..	STOP LEAF CARBURETOR	2
35	XDCZZ	32195	303731 ..	LEAF VALVE,INTAKE	2
36	XDCZZ	80256	302042 .	VALVE CHECK CARBURETOR AIRLINE	1
37	XDCZZ	80256	304234 ..	LEAF PLATE CARBURETOR	1
38	XDCZZ	80256	306402	WASHER LOCK	2
39	XDCZZ	80256	302048 ..	SPRING CHECK VALVE	1
40	XDCZZ	80256	302104	SCREW,MACHINE	1
41	PCCZZ	80256	304262	GASKET	1

SECTION II					
(1)	(2)	(3)	(4)	(5)	(6)
ITEM	SMR		PART		
NO	CODE	CAGEC	NUMBER	DESCRIPTION AND USABLE ON CODES(UOC) QTY	
42	XDCZZ	80256	302342	SCREW MANIFOID	12
43	PCCZZ	80256	304261	GASKET	1
44	XDCZZ	80256	303701	WASHER LOCK	1
45	XDCZZ	80256	553747	SUPPORT	1
46	XDCZZ	80256	553075	GROMMET	1
47	XDCZZ	80256	302822	STUD MANIFOLD CARBURETOR	2
48	XDCZZ	80256	302598	GASKET,MANIFOLD CARBURETOR	1
49	XDCZZ	80256	301820	ADAPTER,STRAIGHT,TU	1
50	XDCZZ	80256	301819	WASHER,FLAT	1
51	XDCZZ	80256	592222	MANIFOLD AND SHAFT ASSEMBLY	1
52	XDCZZ	80256	203286	HOSE CONNECTOR TO MANIFOLD	1

END OF FIGURE

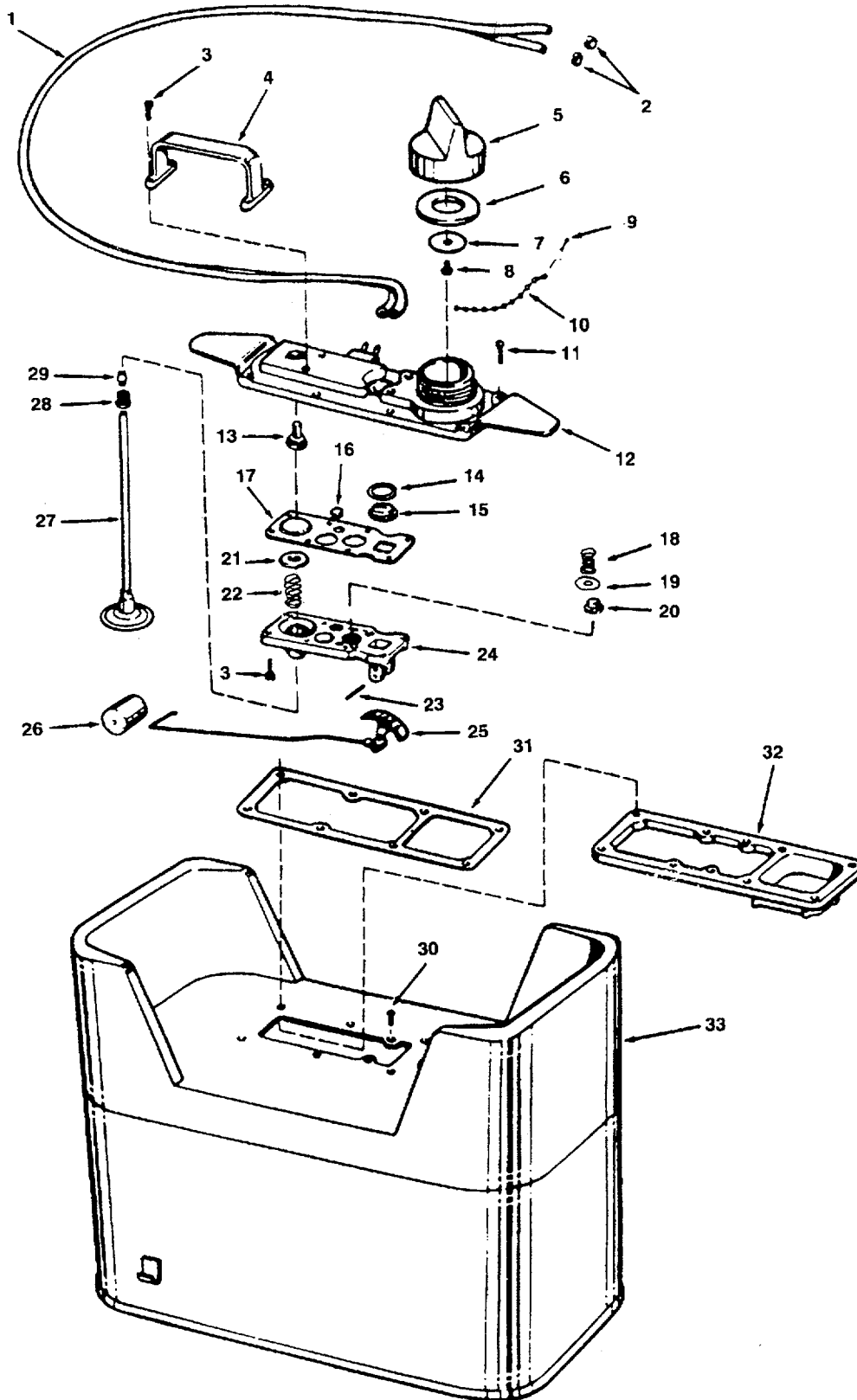


Figure 348. Fuel Tank Assembly

SECTION II

(1) ITEM NO	(2) SMR CODE	(3) CAGEC	(4) PART NUMBER	(5) DESCRIPTION AND USABLE ON CODES(UOC)	(6) QTY
				GROUP 09 PUMP SETS	
				FIGURE 348 FUEL TANK ASSEMBLY	
		PACFF 80256 592220	.TANK ASSY,GASOLINE	1
1	XDCZZ	80256	553098	HOSE TANK TO ENGINE	1
2	XDCZZ	80256	301822	CLAMP,HOSE '	
3	XDCZZ	80256	306357	SCREW LOWER UPPER HOUSING &	12
				HANDLE.....	
4	XDCZZ	80256	302570	HANDLE,FUEL TANK	1
5	XDCZZ	80256	301834	CAP FILLER	1
6	PCCZZ	80256	301835	WASHER,FLAT	1
7	XDCZZ	80256	302560	PLATE FILLER CAP	1
8	XDCZZ	80256	301827	SCREW FILLER CAP	1
9	XDCZZ	80256	306372	PIN COTTER CAP	1
10	XDCZZ	80256	301838	CHAIN FILLER CAP	1
11	XDCZZ	80256	304137	SCREW,ASSEMBLED WAS	
12	XDCZZ	80256	375587	HOUSING ASSEMBLY UPPER	1
13	XDCZZ	80256	305713	BUTTON PUSH FUEL PUMP	1
14	PCCZZ	80256	302571	WASHER,FLAT	1
15	XDCZZ	80256	302568	GLASS,GAS TANK	1
16	XDCZZ	80256	301802	VALVE DISC	1
17	PACZZ	80256	305715	DIAPHRAGM,PUMP	1
18	XDCZZ	80256	302135	SPRING PRESSURE RELIEF	1
19	XDCZZ	80256	302137	WASHER,PRESSURE RELIEF	1
20	PACZZ	80256	302136	DISK,VALVE RELIEF	1
21	XDCZZ	80256	305714	SUPPORT	1
22	XDCZZ	80256	301803	SPRING HELICAL COMPRESSION FUEL	1
				PUMP.....	
23	XDCZZ	80256	305821	PIN INDICATOR LOWER HOUSING	1
24	XDCZZ	80256	302555	HOUSING,FUEL TANK LOWER	1
25	XDCZZ	80256	375778	INDICATOR ASSY	1
26	XDCZZ	80256	302559	FLOAT,INDICATOR	1
27	XDCZZ	80256	375776	VALVE ASSY FOOT GAS TANK	2
28	XDCZZ	80256	132691	NUT GAS LINE	1
29	XDCZZ	80256	306344	SLEEVE,COMPRESSION,	1
30	XDCZZ	80256	306492	SCREW,MACHINE	2
31	PACZZ	80256	302557	GASKET GAS TANK	1
32	XDCZZ	80256	305356	PLATE,SUPPORT,GAS T	1
33	XDCZZ	80256	592219	TANK,GASOLINE	1

END OF FIGURE

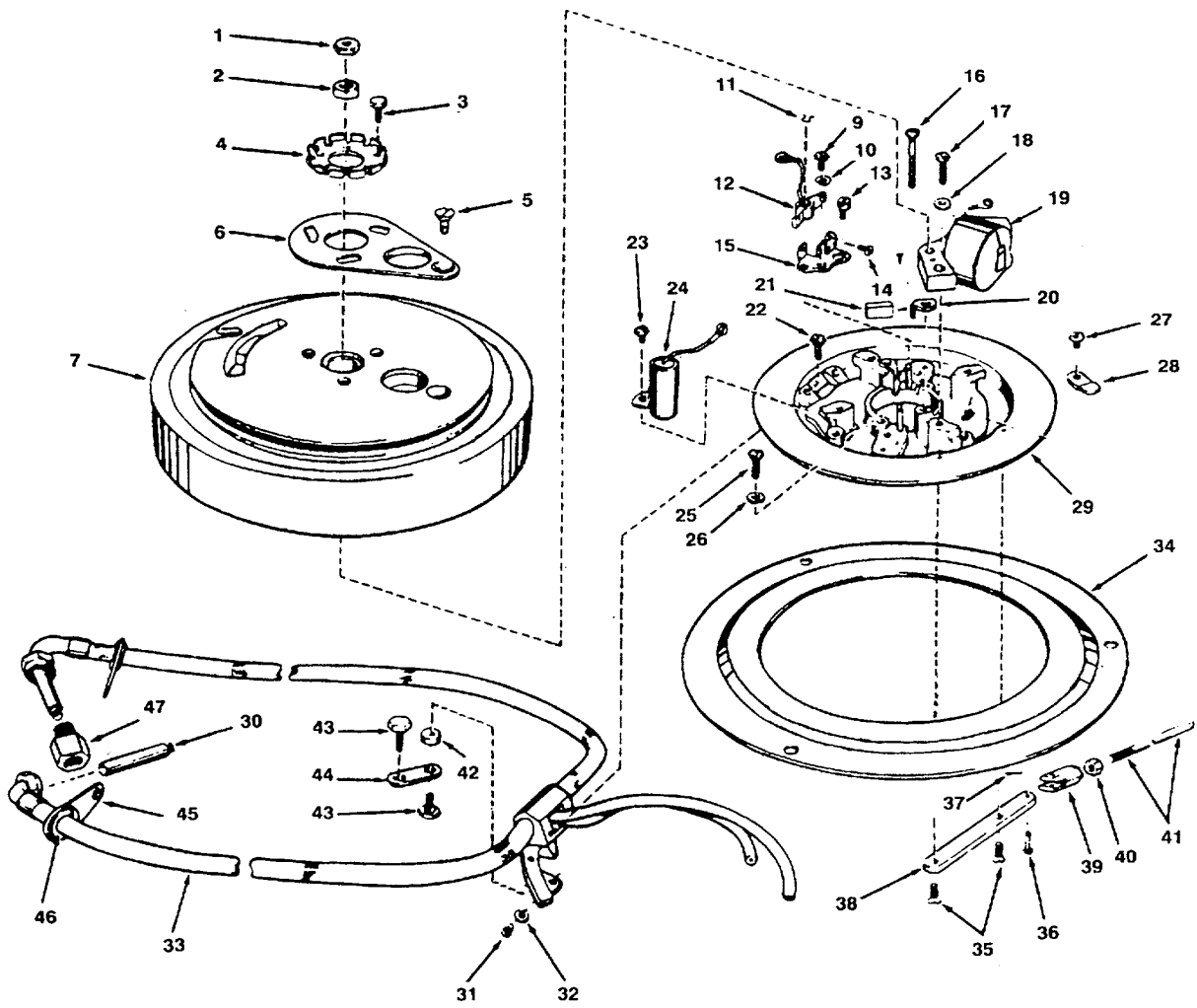


Figure 349. Magneto Assembly

SECTION II

(1) ITEM NO	(2) SMR CODE	(3) CAGEC	(4) PART NUMBER	(5) DESCRIPTION AND USABLE ON CODES(UOC)	(6) QTY
				GROUP 09	PUMP SETS
				FIGURE 349	MAGNETO ASSEMBLY
1	XDCZZ	80256	375907	.NUT AND CAP ASSY BONDING	1
2	PACZZ	80256	553080	CRANKSHAFT TO BRUSH	1
3	XDCZZ	80256	302468	NUT CRANKSHAFT	1
4	PACZZ	80256	202111	.SCREW RATCHET FLYWHEEL	3
5	XDCZZ	80256	510293	.RATCHET WHEEL	1
6	XDCZZ	80256	510292	.SCREW COVER.....	1
7	XDCZZ	80256	580239	.COVER,ACCESS,FLYWHE INSPECTION	1
8	XDCZZ	80256	580236	HOLE	1
9	XDCZZ	80256	303212	.FLYWHEEL ASSY.....	1
10	XDCZZ	80256	510208	.PLATE ASSEMBLY ARMATURE	1
11	XDCZZ	80256	307594	SCREW	2
12	XDCZZ	80256	580157	WASHER FLAT MOUNTING BOW	2
13	PACZZ	80256	510185	CLIP SPRING	1
14	XDCZZ	80256	510194	ARM ASSEMBLY	2
15	XDCZZ	80256	580154	SCREW,MACHINE ECCENTRIC,BREAKER	2
16	PACZZ	32195	510404	SCREW,MACHINE TERMINAL	2
17	XDCZZ	80256	309483	BASE ASSEMBLY BREAKER	2
18	XDCZZ	80256	306547	SCREW,MACHINE ARMATURE PLATE	2
19	PACZZ	80256	580197	MOUNTING.....	4
20	XDCZZ	80256	302951	SCREW MOUNTING	2
21	XDCZZ	80256	510189	WASHER FLAT	2
22	XDCZZ	80256	3029.48	COIL,MAGNETO	2
23	PACZZ	80256	307019	CLIP,OILER WICK,MAG	1
24	XDCZZ	80256	580487	WICK OILER	1
25	XDCZZ	80256	310350	SCREW	2
26	XDCZZ	80256	306311	SCREW,ASSEMBLED WAS	4
27	XDCZZ	80256	303737	SCREW,ASSEMBLED WAS	4
28	XDCZZ	80256	302952	CAPACITOR,FIXED,PAP CONDENSER	2
29	PACZZ	80256	580237	SCREW ARMATURE PLATE MOUNTING	2
30	XDCZZ	80256	375901	WASHER LOCK	2
31	PACZZ	80256	302812	SCREW,ASSEMBLED WAS	1
32	XDCZZ	80256	301736	CLAMP LEAD	3
33	PACZZ	80256	580238	ARMATURE PLATE AND POST ASSEMBLY	1
34	XDCZZ	80256	552984	RESISTOR LEAD TO SPARK PLUG	2
35	XDCZZ	80256	302104	SCREW,MACHINE	1
36	XDCZZ	80256	302038	WASHER,LOCK	2
37	XDCZZ	80256	301912	WIRING HARNESS ASS EMBLY,H.T.	1
38	XDCZZ	80256	552890	LEADS	1
39	XDCZZ	80256	302039	SHIELD FLYWHEEL BOTTOM	1
40	XDCZZ	80256	306338	CREW,ARMATURE PLATE ARM	2
41	XDCZZ	80256	552960	PIN,STRAIGHT,HEADED	1
42	XDCZZ	80256	552974	PIN COTTER.....	1
43	PACZZ	80256	552973	ARM ARMATURE PLATE TO CLEVIS	1
				CLEVIS,ROD END	1
				NUT CLEVIS LOCK	1
				PIN,STRAIGHT,THREAD ARM TO CROSS	1
				SHAFT LEVER	1
				SPACER.....	1
				BOLT,SHOULDER.....	1

SECTION II

(1) ITEM NO	(2) SMR CODE	(3) CAGE	(4) PART NUMBER	(5) DESCRIPTION AND USABLE ON CODES(UOC)	(6) QTY
44	XDCZZ	80256	552976	.LINK	1
45	XDCZZ	80256	553040	ANCHOR LEAD ITEM NOT PROCUREABLE..	- 2'
46	XDCZZ	80256	553553	GROMMET	2
47	XDCZZ	80256	302940	COUPLING SPARKPLUG.....	2

END OF FIGURE

349-2

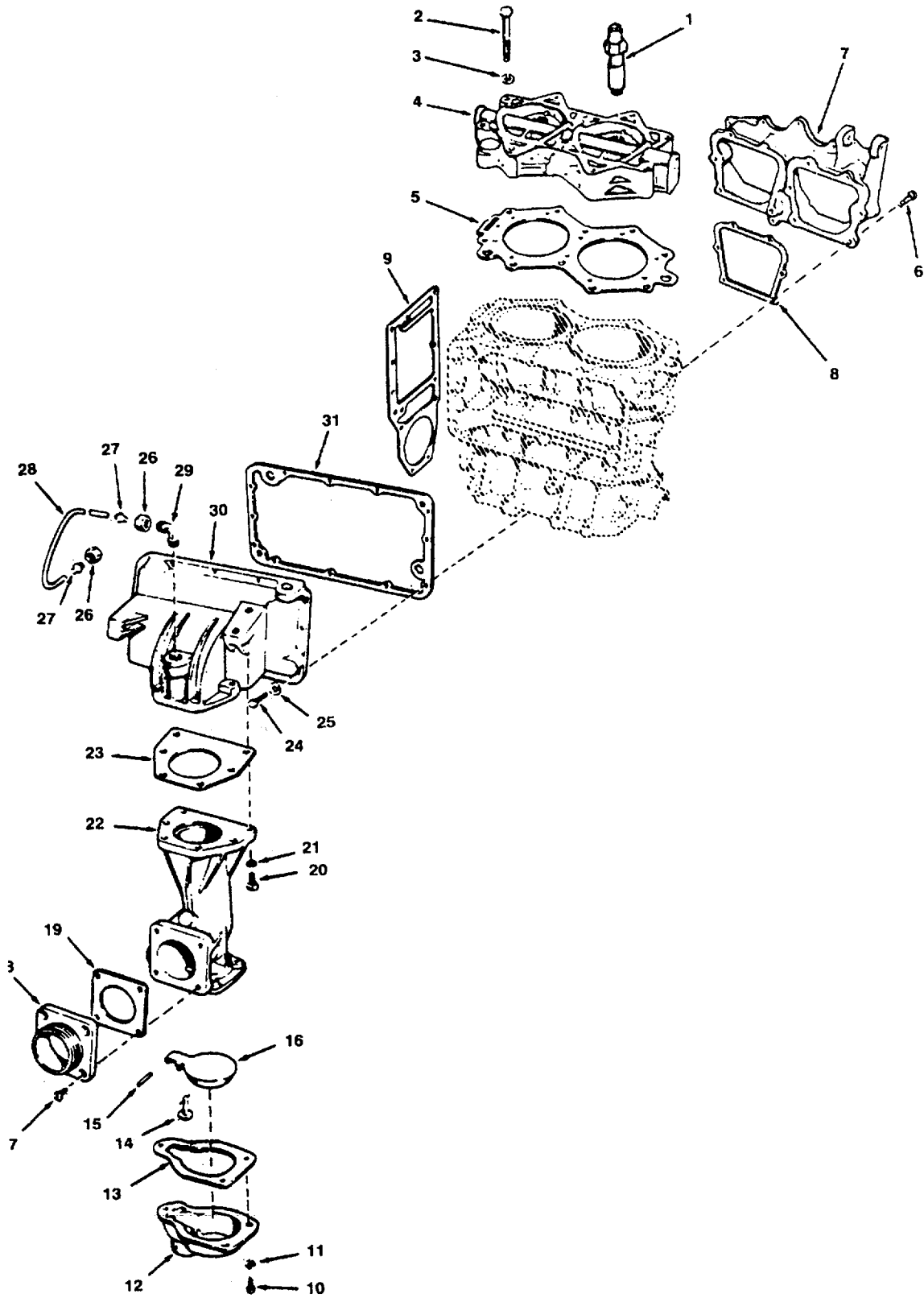


Figure 350. Power Head and Receiver Assembly (Sheet 1 of 2)

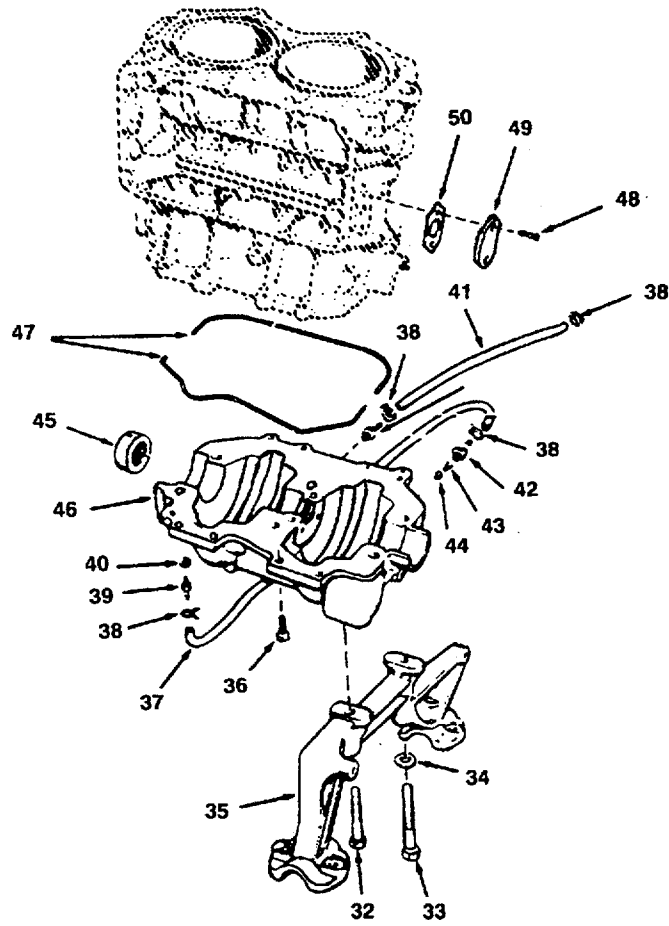


Figure 350. Power Head and Receiver Assembly (Sheet 2 of 2)

SECTION II

(1) ITEM NO	(2) SMR CODE	(3) CAGEC	(4) PART NUMBER	(5) DESCRIPTION AND USABLE ON CODES(UOC)	(6) QTY
				GROUP 09	PUMP SETS
				FIGURE 350	POWER HEAD AND RECEIVER ASSEMBLY
1	XDCZZ	26377	A4SX	.SPARK PLUG	2
2	XDCZZ	80256	552959	.BOLT,MACHINE	10
3	XDCZZ	80256	301250	.WASHER FLAT	8
4	XDCZZ	80256	592196	.CYLINDER HEAD,GASOL AND PLUG	1
				ASSEMBLY	
5	XDCZZ	80256	302583	.GASKET CYLINDER HEAD	1
6	XDCZZ	80256	553180	.SCREW ADAPTER TO CYLINDER	9
7	XACZZ	80256	592139	.ADAPTER AND BUSHING ASSEMBLY,	1
				ITEM NOT PROCUREABLE	
8	XDCZZ	80256	302586	.GASKET ADAPTER	1
9	PACZZ	80256	552937	.GASKET	1
10	PACZZ	80256	300630	.SCREW,CAP,HEXAGON H	3
11	PACZZ	96906	MS35338-139	.WASHER,LOCK	3
12	XACZZ	80256	592134	.DRAIN BOWL,PUMP	1
13	PACZZ	80256	552943	.GASKET	1
14	XDCZZ	80256	592154	.VALVE AND PIN ASSY	1
15	XDCZZ	80256	552948	.PIN,RECEIVER FLOAT ARM PIVOT	1
16	XDCZZ	80256	592153	.FLOAT ASSEMBLY	1
17	PACZZ	80256	302974	.SCREW,MACHINE HOSE FLANGE	4
18	XDCZZ	80256	552947	.ADAPTER,STRAIGH-T,FL	1
19	PCCZZ	80256	552944	.GASKET	1
20	XDCZZ	80256	552940	.SCREW	6
21	XDCZZ	80256	306470	.WASHER LOCK	6
22	XACZZ	80256	552889	.BODY,RECEIVER ITEM NOT PROCUREABLE	1
23	XDCZZ	80256	552945	.GASKET	- 1
24	XDCZZ	80256	314714	.SCREW	12
25	PACZZ	96906	MS35338-138	.WASHER,LOCK	12
26	XDCZZ	80256	306345	.NUT TO CONNECT TUBING	2
27	XDCZZ	80256	306344	.SLEEVE FOR TUBING	2
28	XDCZZ	80256	553124	.TUBE.....	2
29	XDCZZ	80256	306350	.ELBOW	1
30	XACZZ	80256	592138 BODY,RECEIVER,UPPER CORE ASSEMBLY, ITEM NOT PROCUREABLE	1
31	PACZZ	80256	302607	.GASKET BODY	1
32	XDCZZ	80256	552899	.SCREW	1
33	XDCZZ	80256	553104	.SCREW	1
34	XDCZZ	80256	301161	.WASHER,FLAT	2
35	XACZZ	80256	552884	.MOUNT,ENGINE FRONT, ITEM NOT PROCUREABLE	1
36	PACZZ	80256	300630	.SCREW,CAP,HEXAGON H	8
37	XDCZZ	80256	302657	.LINE,OIL	1
38	PACZZ	80256	302647	.CLAMP,HOSE OIL LINE	4
39	PACZZ	80256	303638	.ADAPTER,STRAIGHT,TU OIL LINE	1
40	XDCZZ	80256	303630	.WASHER FLAT	1
41	XDCZZ	80256	203286	.LINE,OIL	1
42	XDCZZ	80256	553123	.ADAPTER,STRAIGHT,TU	2
43	XDCZZ	80256	303642	.SPRING VALVE	2

SECTION II

TM55-1905-220-20P

(1) ITEM NO	(2) SMR CODE	(3) CAGEC	(4) PART NUMBER	(5) DESCRIPTION AND USABLE ON CODES(UOC)	(6) QTY
44	XACZZ	80256	553099	.DISK,VALVE CRANKCASE OIL BLEED,	2 4_
			ITEM NOT PROCUREABLE		
45	PACZZ	80256	553087	.BEARING,SLEEVE	1
46	XACZH	80256	592232	.CRANKCASE ASSEMBLY, ITEM NOT	1
			PROCUREABLE.....		
47	XDCZZ	80256	302622	.SEAL,CRANKCASE	2
48	XDCZZ	80256	306558	.SCREW	-2
49	XDCZZ	80256	302939	.COVER WATER PASSAGE	1
50	PCCZZ	80256	302581	.GASKET..... PASSAGE COVER	1

END OF FIGURE

350-2

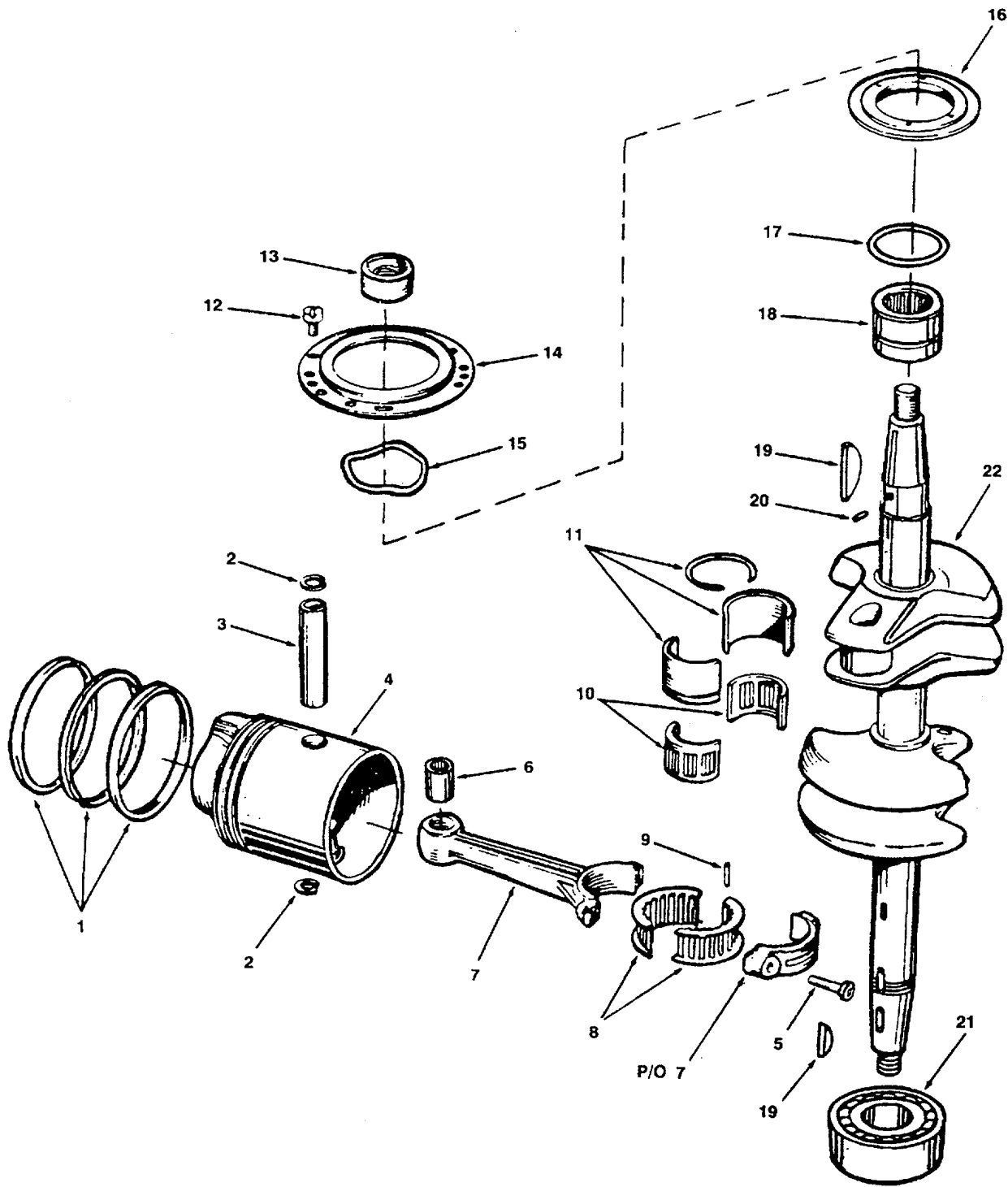


Figure 351. Crankshaft and Piston Assembly

SECTION II

TM55-1905-220-20P

(1) ITEM NO	(2) SMR CODE	(3) CAGEC	(4) PART NUMBER	(5) DESCRIPTION AND USABLE ON CODES(UOC)	(6) QTY
				GROUP 09 PUMP SETS	
				FIGURE 351 CRANKSHAFT AND PISTON ASSEMBLY	
	XDCZZ	80256	377028	.PARTS KIT,PISTON AS ING ROD	2
				ASSEMBLY	
1	PACZZ	80256	378421	RING SET,PISTON	1
2	XDCZZ	80256	302577	RING,WRIST PIN, RETAINING	2
3	XDCZZ	80256	304319	PIN,WRIST	1
4	XACZZ	80256	377027	PISTON,INTERNAL COM COMBUSTION,	1
				ITEM NOT PROCUREABLE.....	
5	XDCZZ	80256	202967	SCREW,CONNECTING ROD BEARING CAP	2
6	XDCZZ	80256	377260	BEARING,NEEDLE, FOR PISTON WRIST	4
				PIN.....	
7	PACZZ	80256	377269	CONNECTING ROD,PIST	1
8	PACZZ	80256	302603	.RETAINER,ROLLER,BEA BEARING FOR	2
				CONNECTING ROD	
9	XDCZZ	80256	378152	.BEARING NEEDLE	2
10	PACZZ	32195	378838	.RETAINER AND ROLLER BEARING	1
				ASSEMBLY	
11	PACZZ	32195	309010	.BEARING,SLEEVE	1
12	XDCZZ	80256	306469	.SCREW	4
13	PACZZ	80256	510169	.CAM,MAGNETO	1
14	XDCZZ	32195	302442	.RING,RETAINING	1
15	PACZZ	80256	302580	.WASHER,SPRING TENSI ARMATURE	1
				PLATE MOUNTING	
16	XDCZZ	80256	302599	.SUPPORT	1
17	PACZZ	80256	302537	.PACKING,PREFORMED	1
18	PACZZ	32195	377528	.BEARING,ROLLER,CYLI	1
19	XDCZZ	80256	553033	.KEY WOODRUFF	2
20	XDCZZ	80256	302578	.PIN	1
21	PACZZ	80256	553041	.BEARING,BALL	1
22	XACHH	80256	592228	.CRANKSHAFT,ENGINE ITEM NOT	1
				PROCUREABLE.....	

END OF FIGURE

351-1

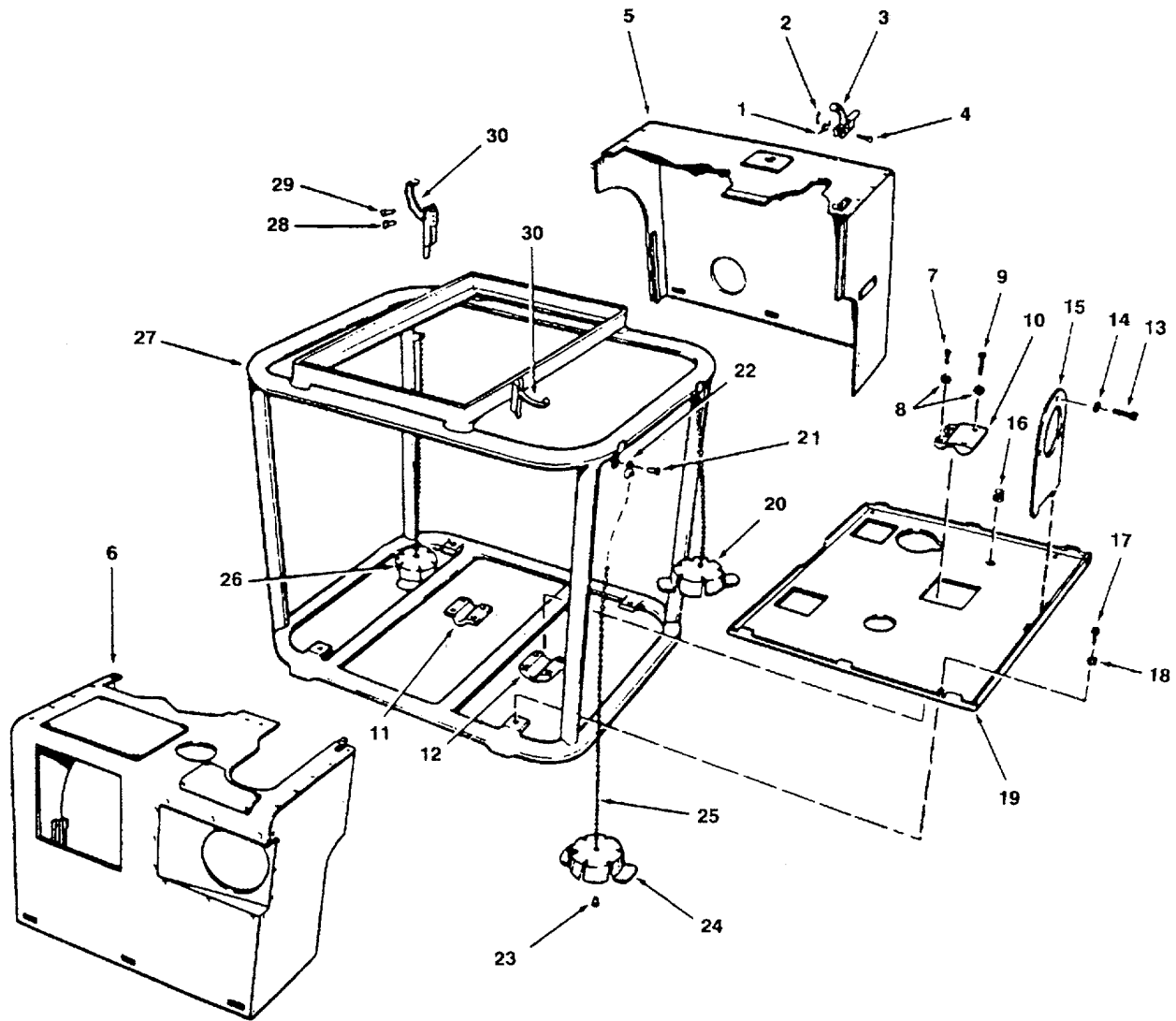


Figure 352. Frame and Corners Assembly

SECTION II					
(1)	(2)	(3)	(4)	(5)	(6)
ITEM	SMR		PART		
NO	CODE	CAGEC	NUMBER	DESCRIPTION AND USABLE ON CODES(UOC)	QTY
				GROUP 09 ANCHOR HANDLING SYSTEM	
				FIGURE 352 FRAME AND CORNERS ASSEMBLY	
1	XDCZZ	80256	303590	.PIN,COTTER	2
2	XDCZZ	80256	303519	.SPRING,HELICAL,TORS	2
3	XACZZ	80256	376129	.CLAMP,LEVER ASSEMBLY GAS TANK	2
-				LATCH, ITEM NOT PROCUREABLE	
4	XDCZZ	80256	303522	.PIN LATCH	2
5	XDCZZ	80256	592218	.COVER ASSEMBLY EXHAUST SIDE	1
6	XDCZZ	80256	592208	.COVER ASSEMBLY CARBURETOR SIDE	1
7	XDCZZ	80256	552940	.SCREW	6
8	XDCZZ	80256	552914	.WASHER,FLAT	8
9	XDCZZ	80256	553114	.BOLT,MACHINE	2
10	XDCZZ	80256	552901	.CAP REAR UPPER	1
11	XDCZZ	80256	552885	.CAP FRONT	2
12	XDCZZ	80256	552902	.CAP,REAR,LOWER	1
13	PACZZ	80256	30401Z	.SCREW HOUSING TO END PLATE	3
14	XDCZZ	80256	303701	.WASHER LOCK	3
15	XDCZZ	80256	553084	.PLATE IMPELLER	1
16	XDCZZ	80256	553128	.GROMMET,PAN	1
17	XDCZZ	80256	302416	.SCREW	4
18	PACZZ	96906	MS35338-139	.WASHER,LOCK	4
19	XDCZZ	80256	553113	.PAN BOTTOM	1
20	XDCZZ	80256	553111	.CAP PROTECTOR	1
21	XDCZZ	80256	160059	.RIVET	3
22	XDCZZ	80256	553117	.COUPLING CHAIN	3
23	XDCZZ	80256	301091	.PENDANT CHAIN	3
24	XDCZZ	80256	301122	.CAP,PROTECTIVE,DUST	3
25	XDCZZ	80256	553116	.CHAIN CAP	3
26	XDCZZ	80256	553112	.CAP PROTECTOR	1
27	XDCZZ	80256	592202	.FRAME ASSEMBLY	1
28	XDCZZ	80256	306554	RIVET SHORT	2
29	XDCZZ	80256	553109	RIVET LONG	2
30	XDCZZ	80256	277284	LATCH ASSEMBLY	2

END OF FIGURE

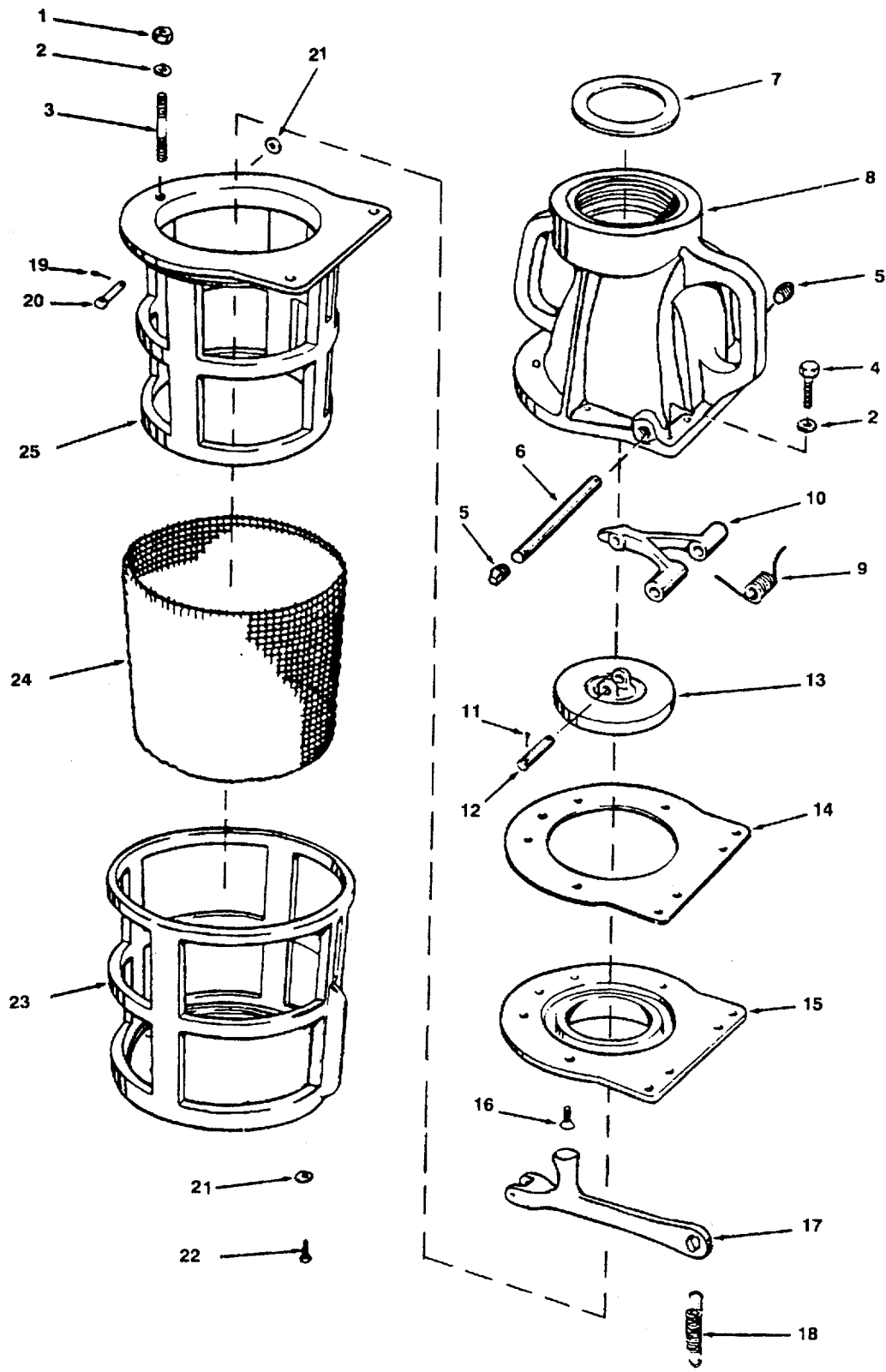


Figure 353. Foot Valve Assembly

SECTION II

(1) ITEM NO	(2) SMR CODE	(3) CAGEC	(4) PART NUMBER	(5) DESCRIPTION AND USABLE ON CODES(UOC)	(6) QTY
				GROUP 09 PUMP SETS	
				FIGURE 353 FOOT VALVE ASSEMBLY	
	PACZZ	80256	592143	. VALVE,FOOT	1
1	PACZZ	80256	306422	NUT.....	1
2	PACZZ	80256	552914	WASHER,FLAT	3
3	XDCZZ	80256	552913	STUD	1
4	XDCZZ	80256	306503	SCREW.....	2
5	XDCZZ	80256	552909	PLUG,PIPE,S4UARE	2
6	PACZZ	80256	552907	PIN,STRAIGHT,HEADLE	1
7	XDCZZ	80256	552904	GASKET	1
8	XDCZZ	80256	592141	HOUSING ASSEMBLY	1
9	XDCZZ	80256	552908	SPRING,VALVE	1
10	XDCZZ	80256	552894	ARM,VALVE HINGE	1
11	XDCZZ	80256	552906	PIN,COTTER.....	2
12	XDCZZ	80256	552905	PIN,PIVOT	1
13	PACZZ	80256	592140	DISK,VALVE.....	1
14	PACZZ	96400	552910	GASKET	1
15	PACZZ	96400	552892	SEAT,VALVE	1
16	XDCZZ	80256	552911	SCREW	6
17	XDCZZ	80256	552893	ARM,VALVE RELEASE	1
18	XDCZZ	80256	552916	SPRING,RELEASE ARM	1
19	PACZZ	80256	306387	PIN,COTTER	1
20	XDCZZ	80256	552915	PIN,VALVE RELEASE	1
21	XDCZZ	80256	300721	WASHER FLAT	5
22	PACZZ	80256	300630	SCREW,CAP,HEXAGON H	4
23	XDCZZ	80256	552886	RETAINER,SCREEN	1
24	PACZZ	96400	552912	STRAINER ELEMENT,SE	1
25	XDCZZ	80256	552891	RETAINER,SCREEN	1

END OF FIGURE

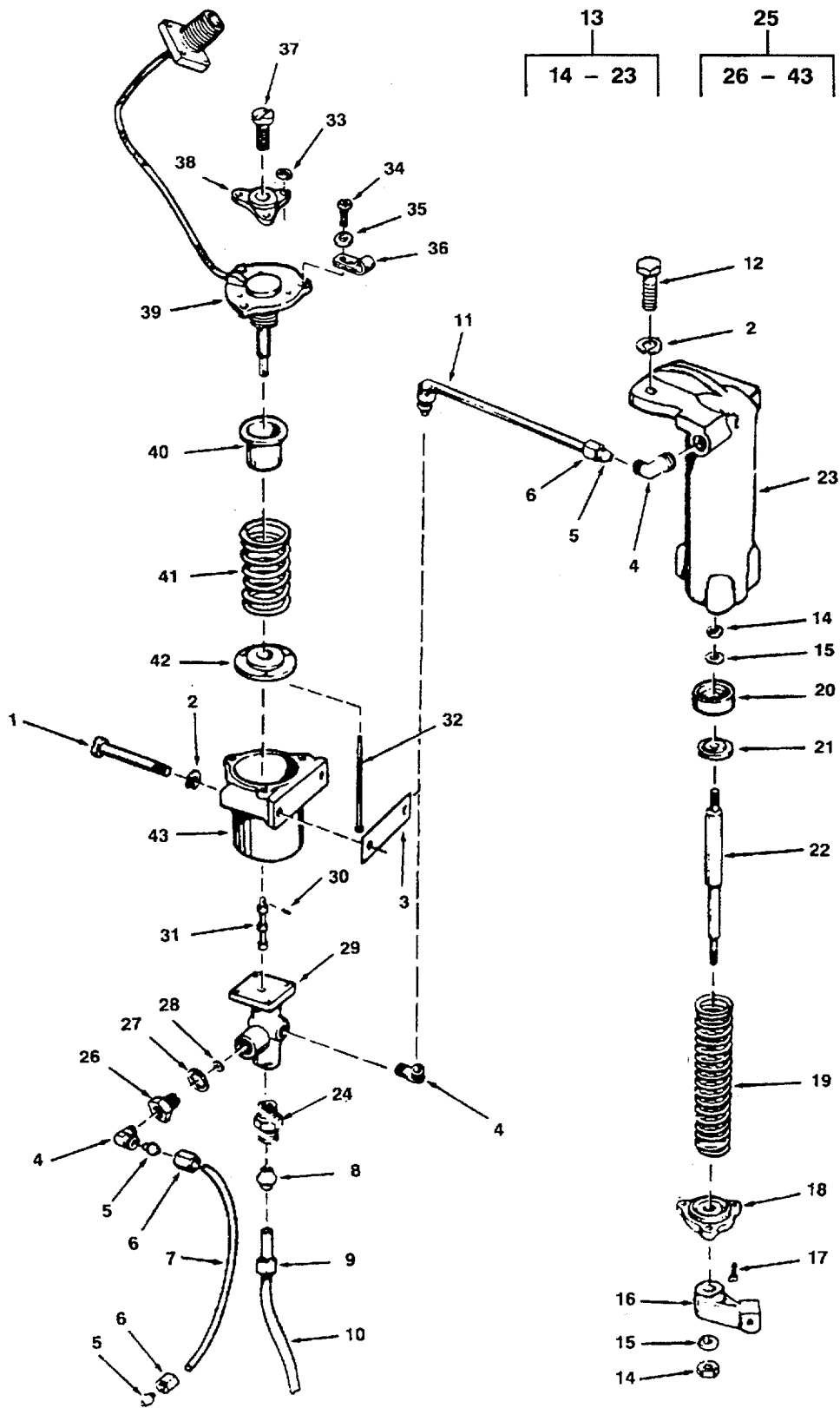


Figure 354. Pressure Regulator and Operating Cylinder

SECTION II

TM55-1905-220-20P-1

(1) ITEM NO	(2) SMR CODE	(3) CAGEC	(4) PART NUMBER	(5) DESCRIPTION AND USABLE ON CODES(UOC)	(6) QTY
				GROUP 09 PUMP SET	
				FIGURE 354 PRESSURE REGULATOR AND OPERATING CYLINDER	
1	PACZZ	80256	552957	.BOLT,MACHINE	2
2	XDCZZ	80256	306470	.WASHER LOCK	2
3	PACZZ	80256	552958	.GASKET	1
4	XDCZZ	80256	306350	.ELBOW CYLINDER	3
5	XDCZZ	80256	306344	.SLEEVE BALL	4
6	XDCZZ	80256	306345	.NUT SLEEVE	4
7	XDCZZ	80256	553120	.TUBE.....	1
8	XDCZZ	80256	306327	.SLEEVE BALL	1
9	XDCZZ	80256	306383	.NUT,PLAIN,HEXAGON	1
10	XDCZZ	80256	553119	.TUBE,WATER OUTLET	1
11	XDCZZ	80256	553118	.TUBE.....	1
12	XDCZZ	32195	552952	.SCREW.....	2
13	XACZZ	80256	592214	.CYLINDER ASSEMBLY,A ITEM NOT	1
				PROCUREABLE	
14	XDCZZ	80256	301465	NUT,SHAFT	2
15	XDCZZ	80256	301250	WASHER,SHAFT	2
16	XDCZZ	80256	552989	ARM,SHAFT	1
17	XDCZZ	80256	304012	SCREW	3
18	XDCZZ	80256	553039	BASE,CYLINDER.....	1
19	XDCZZ	80256	552975	SPRING,CYLINDER.....	1
20	XDCZZ	80256	592193	CUP,CYLINDER	1
21	XDCZZ	80256	553032	SUPPORT,CYLINDER.....	1
22	XACZZ	80256	552949	SHAFT,SHOULDERED OPERATING	1
				CYLINDER, ITEM NOT PROCUREABLE....	
23	XDCZZ	80256	553050	HOUSING CYLINDER.....	1
24	XDCZZ	80256	202456	CONNECTOR,REGULATOR.....	1
25	PACZZ	80256	592216	REGULATOR ASSEMBLY,.....	1
26	XDCZZ	80256	552980	ADAPTER STRAIGHT PI.....	1
27	XDCZZ	80256	553070	GASKET PRESSURE REGULATOR CHECK	1
				VALVE.....	
28	XDCZZ	80256	553069	ORIFICE,DISC PRESSURE REGULATOR.....	1
				ASSY.....	
29	XACZZ	80256	592155	CYLINDER,PRESSURE R REGULATOR,.....	1
				ITEM NOT PROCUREABLE.....	
30	XDCZZ	80256	553068	PIN,PISTON	1
31	XACZZ	80256	553067	PISTON,PRESSURE REG ITEM NOT	1
				PROCUREABLE.....	
32	XDCZZ	80256	553066	PIN PISTON GUIDE	3
33	XDCZZ	80256	553575	RING RETAINING.....	3
34	XDCZZ	80256	304012	SCREW	7
35	XDCZZ	80256	303715	WASHER,FLAT	3
36	XDCZZ	80256	510267	CLAMP,TUBE.....	3
37	XDCZZ	80256	552979	SCREW,ADJUSTING REGULATING VALVE.....	1
38	XDCZZ	80256	592157	YOKE AND PLUG ASSEMBLY	1
39	PACZZ	80256	592215	BELLOWS ASSEMBLY PRESSURE	1
				REGULATING VALVE.....	
40	XACZZ	80256	553051	CUP REGULATOR VALVE, ITEM NOT	1

CODES(UOC) QTY
SECTION II

TM55-1905-220-20P-1

(1) ITEM NO	(2) SMR CODE	(3) CAGEC	(4) PART NUMBER	(5) DESCRIPTION AND USABLE ON CODES(UOC)	(6) QTY
41	XDCZZ	80256	552953	PROCUREABLE	1
42	XDCZZ	80256	553065	SPRING,BELLOWS	1
43	XDCZZ	80256	592981	PLATE,BACKING	1
				HOUSING,REGULATOR VALVE	1

END OF FIGURE

354-2

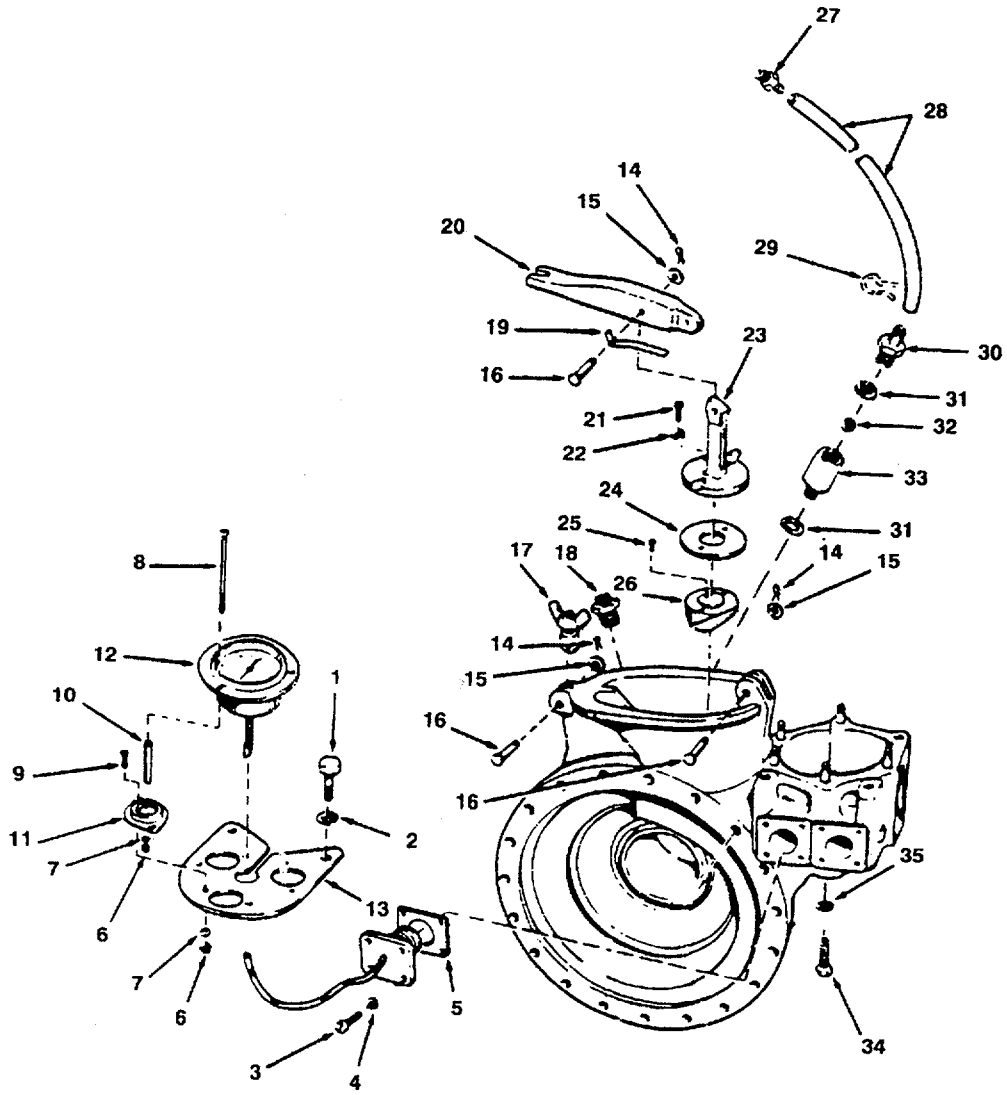


Figure 355. Pump and Water Outlet Valve (Sheet 1 of 3)

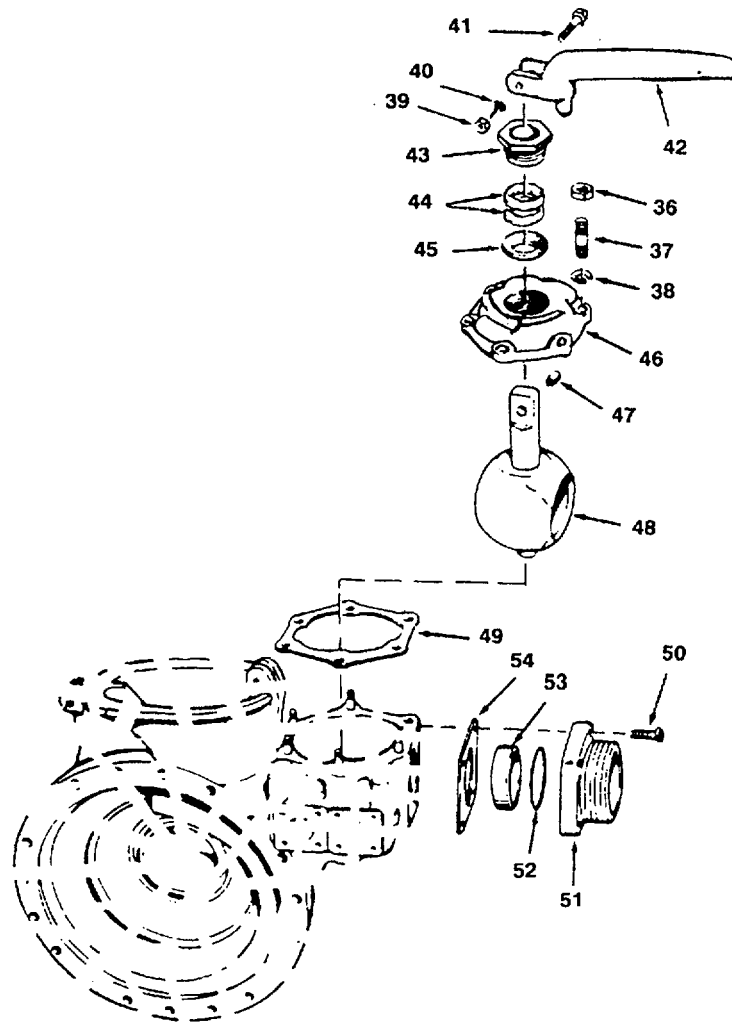


Figure 355. Pump and Water Outlet Valve (Sheet 2 of 3)

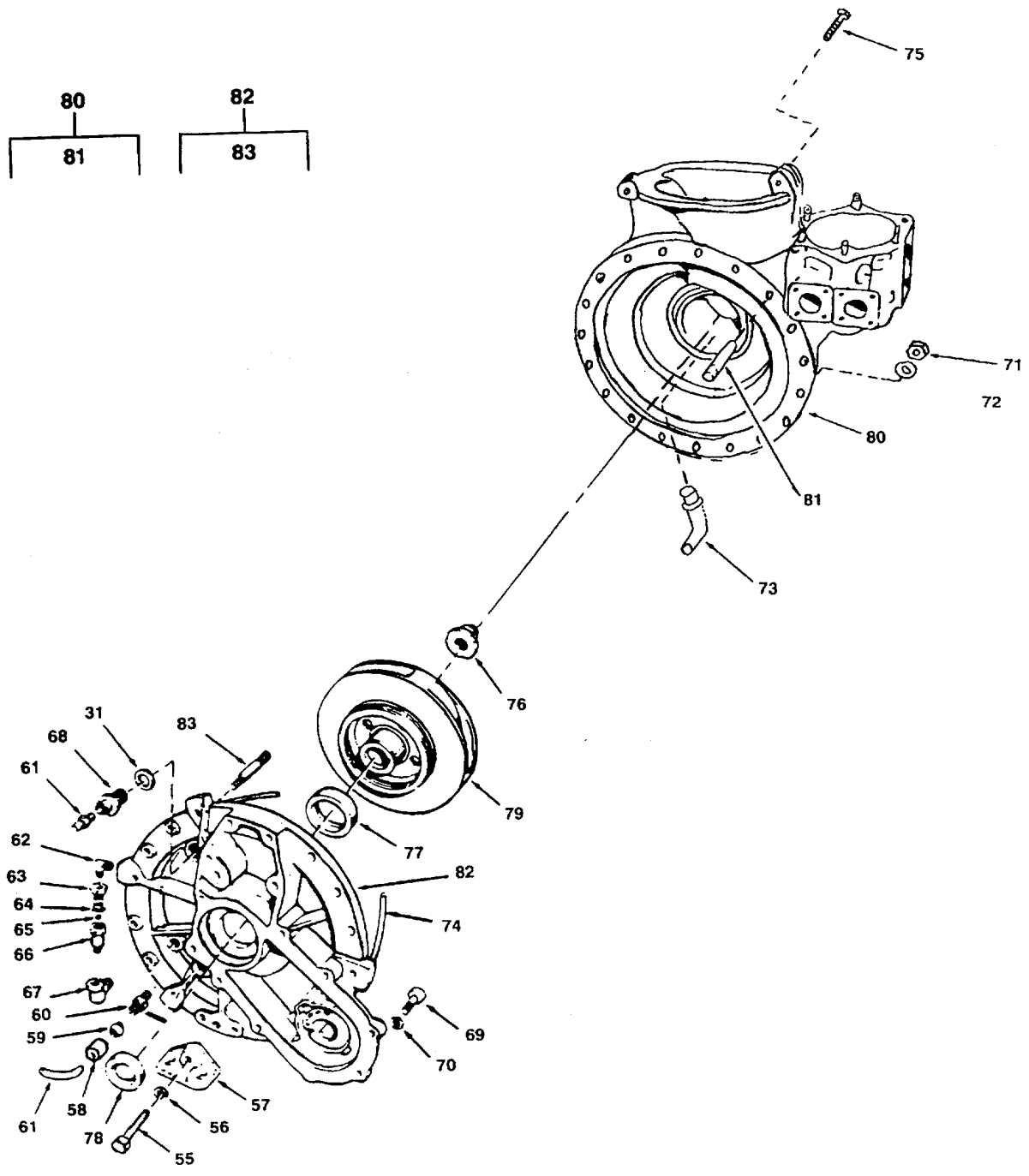


Figure 355. Pump and Water Outlet Valve (Sheet 3 of 3)

SECTION II

TM55-1905-220-20P-1

(1) ITEM NO	(2) SMR CODE	(3) CAGEC	(4) PART NUMBER	(5) DESCRIPTION AND USABLE ON CODES(UOC)	(6) QTY
				GROUP 09 PUMP SET	
				FIGURE 355 PUMP AND WATER OUTLET VALVE	
1	PACZZ	80256	300630	.SCREW,CAP,HEXAGON H	2
3	XDCZZ	80256	302342	.SCREW,MOUNTING	8
4	PACZZ	96906	MS35333-73	.WASHER,LOCK	8
5	XDCZZ	80256	553079	.GASKET	2
6	XDCZZ	80256	306510	.NUT,MOUNTING	9
7	XDCZZ	80256	306525	.WASHER,LOCK	9
8	PACZZ	80256	553071	.SCREW,EXTERNALLY RE	3
9	XDCZZ	80256	306507	.SCREW,MOUNTING	6
10	XDCZZ	80256	553072	.SPACER,GAGE RUBBER MOUNTING	3
11	PACZZ	76005	102PD3	.MOUNT,RESILIENT	3
12	PACZZ	5E756	DSP8-900	.GAGE,PRESSURE,DIAL	1
13	XDCZZ	80256	553074	.PANEL,GAGE,MOUNTING	1
14	PACZZ	80256	306387	.PIN,COTTER	3
15	XDCZZ	80256	300721	.WASHER,FLAT	3
16	PACZZ	80256	552971	.PIN,STRAIGHT,HEADED	3
17	XDCZZ	80256	592589	.SCREW AND WING NUT ASSEMBLY	1
18	XDCZZ	80256	202456	.ADAPTER,STRAIGHT PI	1
19	XDCZZ	80256	552969	.SPRING,LEVER	1
20	XDCZZ	80256	552880	.LEVER	1
21	XDCZZ	80256	302342	.SCREW	2
22	PACZZ	96906	MS35338-138	.WASHER,LOCK FILLER PLUG	2
23	XDCZZ	80256	552881	.ARM FILLER PLUG	1
24	PACZZ	80256	552933	.GASKET	1
25	XDCZZ	80256	303203	.PIN,FILLER PLUG	1
2G	XDCZZ	80256	552903	.PLUG,FILLER	1
27	XDCZZ	80256	553121	.ADAPTER,STRAIGHT,PI INTAKE	1
28	XDCZZ	80256	553130	.HOSE,PRIMER INTAKE	1
29	XDCZZ	80256	553129	.CLAMP,HOSE	2
30	XDCZZ	80256	553103	.NIPPLE BALL CHECK	1
31	XDCZZ	80256	553101	.GASKET,CHECK VALVE	3
32	XDCZZ	80256	553110	.BALL,CHECK VALVE	1
33	XDCZZ	80256	553105	.BODY,CHECK VALVE	1
34	XDCZZ	80256	301108	.SCREW,STOP	1
35	XDCZZ	80256	553542	.WASHER,STOP SCREW	1
36	PACZZ	80256	306422	.NUT	6
37	PACZZ	80256	301185	.STUD,PLAIN	6
38	PACZZ	80256	552914	.WASHER,FLAT	6
39	XDCZZ	80256	306338	.NUT,VALVE HANDLE	1
40	PACZZ	96906	MS35333-74	.WASHER,LOCK	1
41	XDCZZ	80256	306476	.SCREW,CAP,HEXAGON H	1
42	XDCZZ	80256	552879	.HANDLE,BALL VALVE	1
43	XDCZZ	80256	301111	.NUT,PACKING	1
44	XDCZZ	80256	301153	.PACKING,BALL VALVE STEM	2
45	XDCZZ	80256	301110	.BUSHING,BALL VALVE,STEM,UPPER	1
46	XDCZZ	80256	301103	.CAP,BALL VALVE	1
47	XDCZZ	80256	301165	.BUSHING,BALL VALVE HANDLE TO VALVE STEM	1

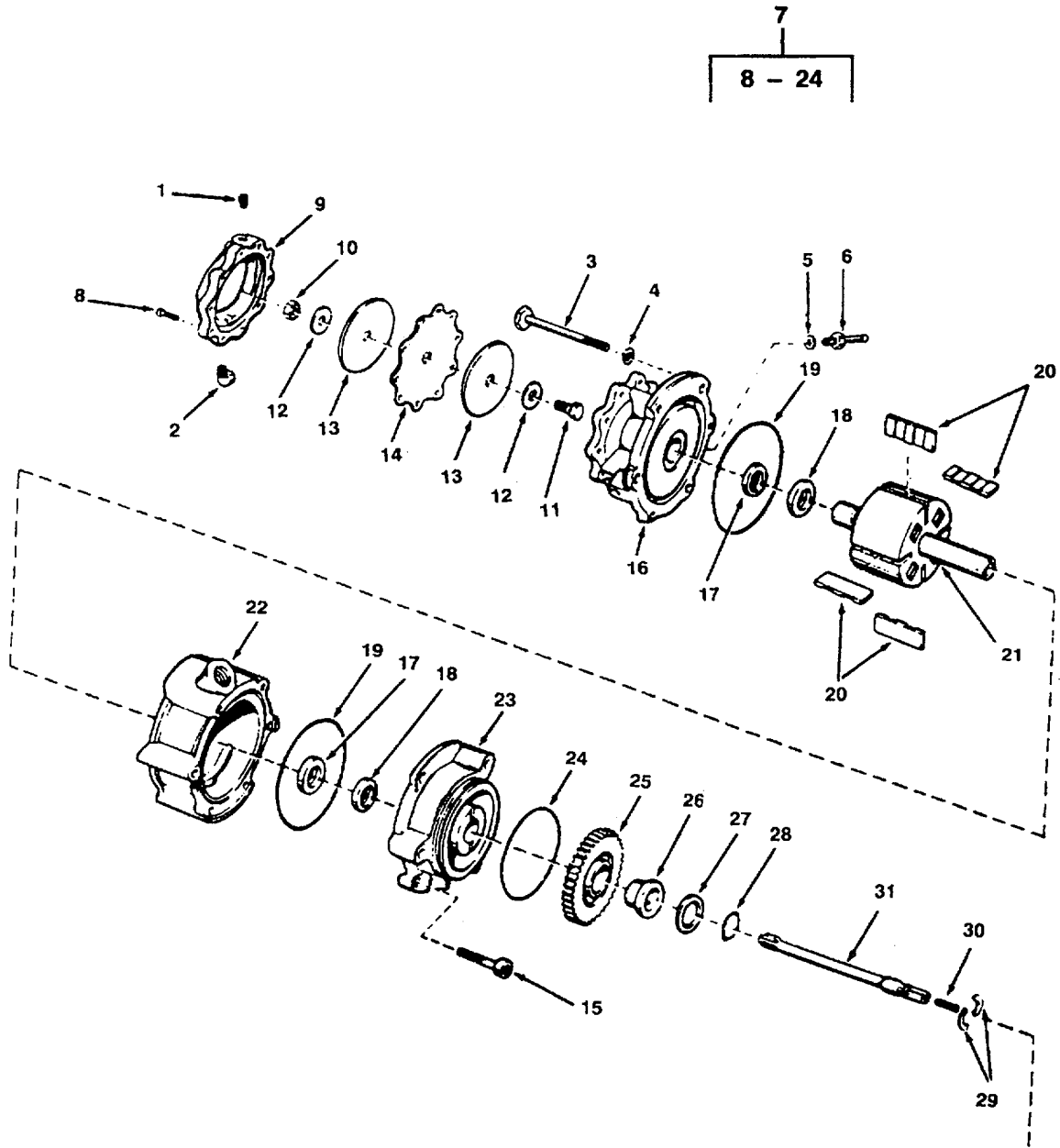
SECTION II

TM55-1905-220-20P-1

(1) ITEM NO	(2) SMR CODE	(3) CAGEC	(4) PART NUMBER	(5) DESCRIPTION AND USABLE ON CODES(UOC)	(6) QTY
48	XDCZZ	80256	301102	.VALVE BALL	1
49	PACZZ	80256	301164	.GASKET CAP	1
50	XDCZZ	80256	301184	.SCREW,MACHINE	4
51	XDCZZ	80256	301106	.FLANGE,OUTLET HOSE	1
52	XDCZZ	80256	301105	.RING,OUTLET SEAL HOSE FLANGE	1
53	XDCZZ	80256	301104	.SLEEVE OUTLET SEAL	1
54	PCCZZ	80256	301163	.GASKET FLANGE TO HOUSING	1
55	XDCZZ	80256	552968	.SCREW	1
56	PACZZ	80256	302865	.WASHER,LOCK	1
57	XDCZZ	80256	552900	.MOUNT,PUMP	1
5B	XDCZZ	80256	306345	.NUT,BALL SLEEVE	2
59	XDCZZ	80256	306344	.SLEEVE BALL	2
60	XDCZZ	80256	306351	.CONNECTOR,TUBE	2
61	XDCZZ	80256	553135	.TUBE.....	1
62	XDCZZ	80256	306350	.ELBOW,90 DEGREE	1
63	XDCZZ	80256	552980	.ADAPTER STRAIGHT PI	1
64	XDCZZ	80256	553070	.GASKET	1
65	PACZZ	51663	RA17337	.BALL,BEARING FOR CHECK VALVE	1
66	XDCZZ	80256	553132	.SEAT,BALL FOR CHECK VAL VE	1
67	XDCZZ	80256	301301	.ELBOW 90 DEGREE	1
68	XDCZZ	80256	592226	.ADAPTER,STRAIGHT,PI ASSEMBLY	1
69	XDCZZ	80250	552940	.SCREW	13
70	XDCZZ	80256	552914	.WASHER,FLAT	13
71	XDCZZ	80256	552938	.NUT	17
72	XDCZZ	80256	301161	.WASHER,FLAT	18
73	XDCZZ	80256	553102	.ELBOW,TUBE	1
74	XACZZ	96400	552939	.SEAL HOUSING,PUMP INNER TO OUTER	1
				HALF OF IMPELLER HOUSING, ITEM NOT	
				PROCUREABLE	
75	XDCZZ	80256	552934	.SCREW	1
76	XDCZZ	80256	553044	.NUT,PLAIN,CAP IMPELLER	1
77	PACZZ	96400	553022	.SEAL,PLAIN ENCASED	1
78	PACZZ	80256	553083	.SEAL,PLAIN ENCASED HOUSING OIL	1
				SEAL	
79	XDCZZ	80256	553043	.IMPELLER,PUMP	1
80	XDCZZ	80256	592151	.CASING,PUMP OUTER HALF	1
81	PACZZ	80256	552932	.STUD,PLAIN 3	3
82	XDCZZ	80256	592137	.CASING,PUMP INNER HALF	1
83	PACZZ	80256	552887	.STUD,PLAIN	14

END OF FIGURE

355-2



CONTINUED ON SHEET 2

Figure 356. Printing Pump and Gear Housing (Sheet 1 of 2)

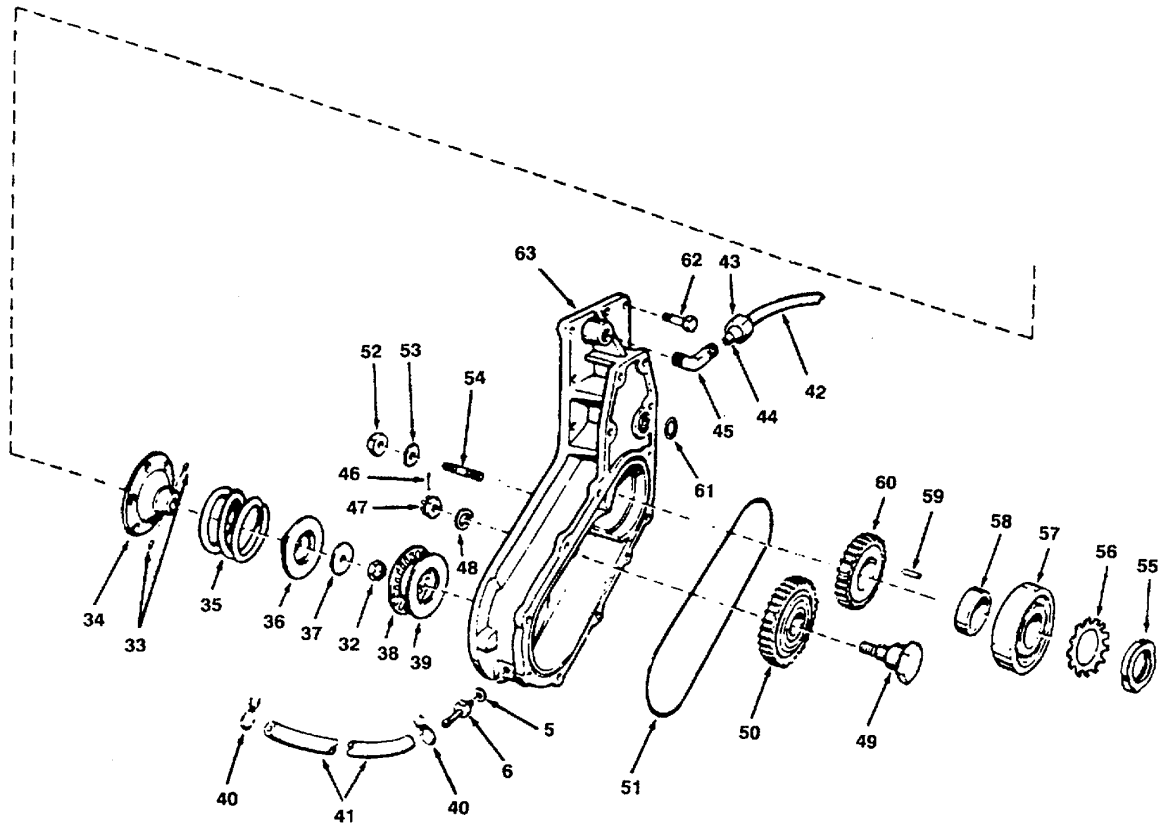


Figure 356. Priming Pump and Gear Housing (Sheet 2 of 2)

SECTION II

TM55-1905-220-20P-1

(1) ITEM NO	(2) SMR CODE	(3) CAGEC	(4) PART NUMBER	(5) DESCRIPTION AND USABLE ON CODES(UOC)	(6) QTY
				GROUP 09 PUMP SET	
				FIGURE 356 PRIMING PUMP AND GEAR HOUSING	
1	XDCZZ	80256	307544	.PLUG,DIAPHRAGM PUMP	1
2	XDCZZ	80256	306350	.ELBOW 90 DEGREE	1
3	XDCZZ	80256	553122	.SCREW	3
4	XDCZZ	80256	301250	.WASHER,FLAT	3
5	XDCZZ	80256	303630	.WASHER,NIPPLE	2
6	XDCZZ	80256	303638	.ADAPTER,STRAIGHT,TU OIL LINE	2
7	PACHH	07524	E-2549	.PUMP,ROTARY PRIMER	1
8	PACZZ	80256	553158	SCREW,MACHINE	10
9	XDCZZ	80256	553152	COYER,PUMP PRIMER	1
10	PACZZ	80256	553157	NUT	1
11	XDCZZ	80256	553156	SCREW	1
12	XDCZZ	80256	553155	WASHER,DIAPHRAGM	2
13	XDCZZ	80256	553154	FOLLOWER,DIAPHRAGM	2
14	PACZZ	80256	553137	DIAPHRAGM,VALVE,FLA	1
15	PACZZ	80256	553159	SCREW,CAP,SOCKET HE HEXAGON	3
16	XDCZZ	80256	553149	HEAD,OUTBOARD	1
17	PACZZ	80256	553143	SEAL OIL INNER IMPELLER SHAFT	2
18	XDCZZ	80256	301991	PACKING,PREFORMED SHAFT	2
19	PACZZ	96400	553160	PACKING,PREFORMED	1
20	PACZZ	80256	553153	VANE,PUMP,ROTARY ROTARY PUMP	4
21	PACZZ	80256	592239	IMPELLER AND SHAFT ASSEMBLY	1
22	XDCZZ	80256	553151	CYLINDER	1
23	XDCZZ	80256	553150	HEAD,INBOARD,PUMP	1
24	PACZZ	96400	553126	PACKING,PREFORMED	1
25	XDCZZ	80256	553028	.GEAR,SHAFT,PUMP	1
26	XDCZZ	80256	553027	.BUSHING,GEAR	1
27	PACZZ	80256	553085	.WASHER,KEY	1
28	XDCZZ	80256	553048	.RING,RETAINING PRIMER PUMP SHAFT	1
29	PACZZ	96906	MS90708-1046	.RING,RETAINING DRIVESHAFT	1
30	PACZZ	80256	553077	.STUD,PLAIN DRIVESHAFT	1
31	XDCZZ	80256	553031	.SHAFT,SHOULDERED PUMP DRIVESHAFT	1
32	XDCZZ	80256	553078	.NUT,SELF-LOCKING,HE HEXAGON,	1
				DRIVESHAFT	
33	PACZZ	80256	553049	.PIN,STRAIGHT,HEADLE	2
34	XDCZZ	80256	592194	.DISK,CLUTCH	1
35	XDCZZ	80256	552972	.SPRING,CLUTCH PRIMER PUMP	1
36	XDCZZ	80256	553030	.DOG,SHAFT	1
37	XDCZZ	80256	553038	.WASHER,FLAT DRIVESHAFT	1
38	XDCZZ	80256	553580	.RETAINER AND ROLLER PRIMER PUMP	1
				CLUTCH	
39	XDCZZ	96400	553029	.BEARING,WASHER,THRU THRUST	1
40	PACZZ	80256	302647	.CLAMP,HOSE OIL LINE	2
41	XDCZZ	80256	553534	.HOSE.OIL RETURN LINE	1
42	XDCZZ	80256	553125	.TUBE OUTER IMPELLER HOUSING	1
43	PACZZ	80256	306383	.NUT,PLAIN,HEXAGON	2
44	XDCZZ	80256	306327	.SLEEVE,BALL	2
45	XDCZZ	80256	306382	.ELBOW,PIPE TO TUBE	1

SECTION II

TM55-1905-220-20P-1

(1) ITEM NO	(2) SMR CODE	(3) CAGEC	(4) PART NUMBER	(5) DESCRIPTION AND USABLE ON CODES(UOC)	(6) QTY
46	XDCZZ	80256	302804	.PIN,COTTER	1
47	XDCZZ	80256	553024	.NUT,PLAIN,CASTELLAT 1
48	XDCZZ	80256	552993	. WASHER,FLAT	1
49	PACZZ	80256	553023	.SHAFT,SHOULDERED IDLER GEAR	1
50	PACZZ	80256	592192	.GEAR,SPUR BEARING ASSEMBLY	1
51	PACZZ	96400	552936	,SEAL,HOUSING IMPELLER HOUSING SEAL	1
52	PACZZ	80256	306422	. NUT	4
53	PACZZ	80256	55Z914	.WASHER,FLAT	4
54	XDCZZ	80256	301185	.STUD,PLAIN	2
55	PACZZ	80256	553082	.NUT,PLAIN,ROUND CRANKSHAFT	1
56	PACZZ	80256	553081	.WASHER,KEY CRANKSHAFT	1
57	PACZZ	96400	553045	.BEARING,BALL,ANNULA IMPELLER	1
				CRANKSHAFT	
58	PACZZ	80256	553076	.SPACER,SLEEVE	1
59	XDCZZ	80256	553046	.KEY,WOODRUFF PINION GEAR	1
60	XDCZZ	80256	553035	.GEAR,PINION	1
61	XDCZZ	80256	326649	.PACKING,PREFORMED COOLING WATER	1
				INLET	
62	XDCZZ	80256	302510	.SCREW	7
63	XDCZZ	80256	552935	.HOUSING GEAR	1

END OF FIGURE

356-2

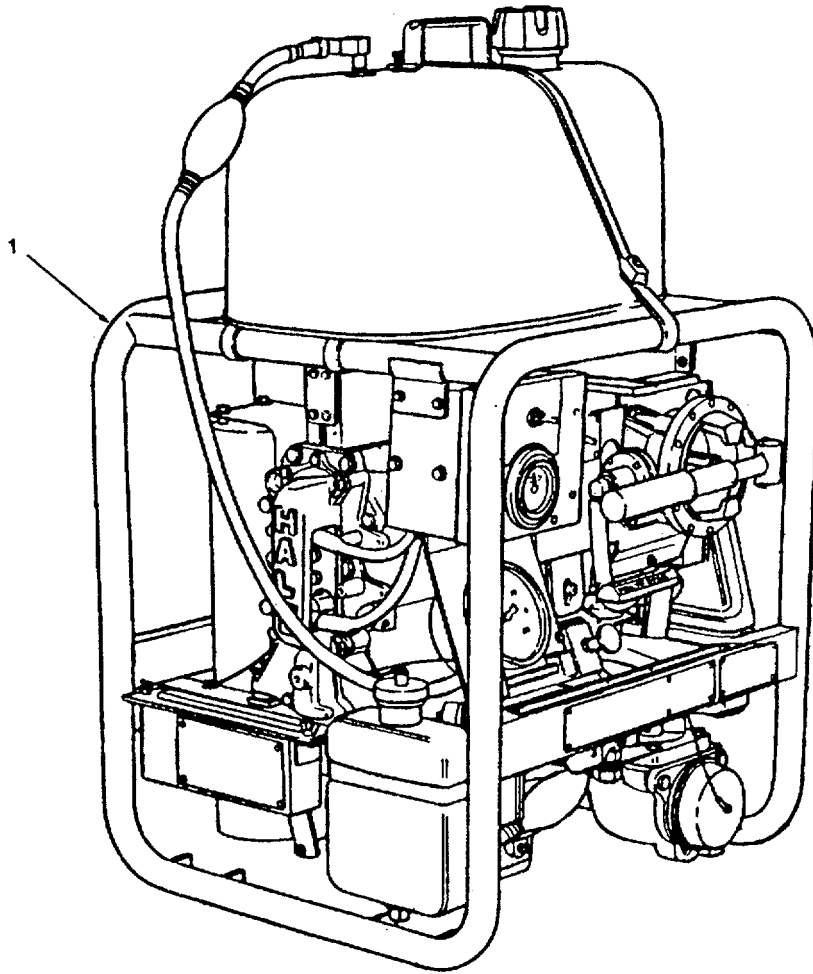


Figure 357. Portable Fire Pump - Hale Model

SECTION II

TM 55-1905-220-20P

(1) ITEM NO	(2) SMR CODE	(3) CAGEC	(4) PART NUMBER	(5) DESCRIPTION AND USABLE ON CODES(UOC)	(6) QTY
				GROUP 09 PUMP SETS	
				FIG. 357 PORTABLE FIRE PUMP-HALE MODEL	
1	XDCFH	26840	545-2150-00-0	PUMP UNIT. CENTRIFUG	1
				END OF FIGURE	

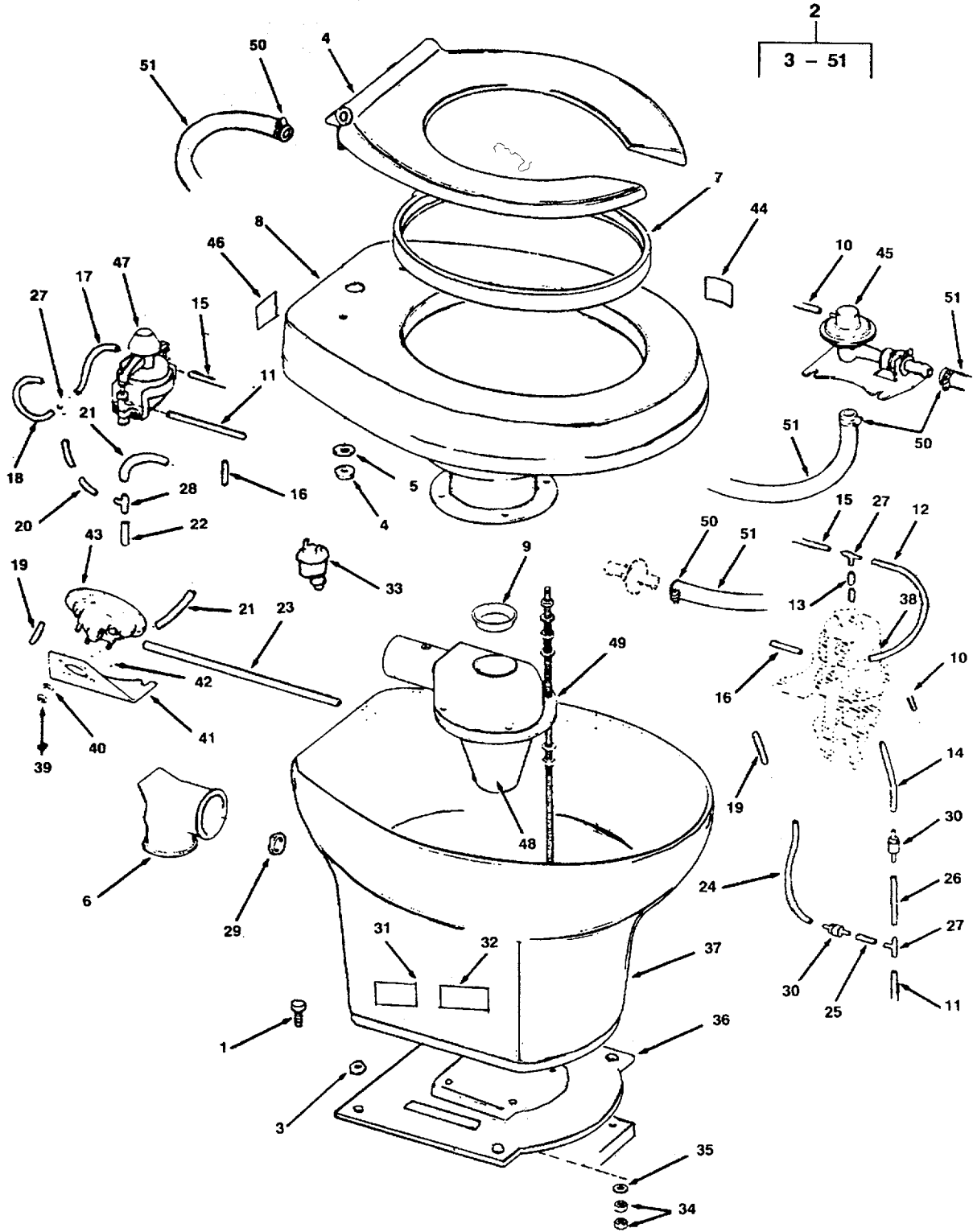


Figure 358. Water Closet

(1) ITEM NO	(2) SMR CODE	(3) CAGEC	(4) PART NUMBER	(5) DESCRIPTION AND USABLE ON CODES(UOC)	(6) QTY
GROUP 10 SEWAGE SYSTEM					
FIG. 358 WATER CLOSET					
1	XDCZZ	96906	MS90725-58	SCREW, CAP, HEXAGON H	8
2	XDCHH	98523	AYT-200-M-A-43	CLOSET ASSEMBLY WATER	2
3	XDCZZ	98523	A90050F068	BUSHING INSULATING	4
4	PACZZ	98523	Z90077A054	SEAT, WATER CLOSET	1
5	XDCZZ	34897	FW425	HINGE ASSEMBLY SPACER	2
6	XDCZZ	98523	B90050F006	ELBOW DISCHARGE 90 DEGREE NYLON	1
7	XDCZZ	98523	B90050F016	RING SPRAY	1
8	XDCZZ	98523	F90050FF001	PAN ASSEMBLY	1
9	XDCZZ	98523	A90050F010	SEAL BOWL NECK	1
10	XDCZZ	98523	A90050F039	TUBING VACUUM LINE VINYL 1/8 X 16 INCHES.....	1
11	XDCZZ	98523	A90050F042	TUBING VACUUM LINE VINYL 1/8 X 16 INCHES.....	1
12	XDCZZ	98523	A90050F043	TUBING VACUUM LINE VINYL 1/8 X 8 INCHES.....	1
13	XDCZZ	98523	A90050F044	TUBING VACUUM LINE VINYL 1/8 X 6 INCHES.....	1
14	XDCZZ	98523	A90050F045	TUBING VACUUM LINE VINYL 1/8 X 3- 1/2 INCHES	1
15	XDCZZ	98523	A90050F046	TUBING VACUUM LINE VINYL 1/8 X 16 INCHES.....	1
16	XDCZZ	98523	A90050F047	TUBING VACUUM LINE VINYL 1/8 X 16 INCHES.....	1
17	XDCZZ	98523	A90050F049	TUBING VACUUM LINE VINYL 1/8 X 9 INCHES.....	1
18	XDCZZ	98523	A90050F050	TUBING VACUUM LINE VINYL 1/8 X 8 INCHES.....	1
19	XDCZZ	98523	A90050F051	TUBING VACUUM LINE VINYL 1/8 X 11 INCHES.....	1
20	XDCZZ	98523	A90050F052	TUBING VACUUM LINE VINYL 1/8 X 2 INCHES.....	1
21	XDCZZ	98523	A90050F054	TUBING VACUUM LINE VINYL 3/16 X 6 INCHES.....	1
22	XDCZZ	98523	A90050F056	TUBING VACUUM LINE VINYL 3/16 X 3 INCHES.....	1
23	XDCZZ	98523	A90050F057	TUBING VACUUM LINE VINYL 1/8 X 11 INCHES.....	1
24	XDCZZ	98523	A90050F038	TUBING VACUUM LINE VINYL 1/8 X 6 INCHES.....	1
25	XDCZZ	98523	A90050F040	TUBING VACUUM LINE VINYL 1/8 X 1 INCH	1
26	XDCZZ	98523	A90050F041	TUBING VACUUM LINE	1
27	XDCZZ	60703	87223-5	TEE NYLON 1/8 X 1/8 X 1/8 INCH	3
28	XDCZZ	60703	87223-3	TEE NYLON 1/8X 3/16X 3/16 INCH	1
29	XDCZZ	98523	Z90050F061	NUT LOCK CONDUIT 1/2 INCH	1
30	XDCZZ	98523	B90050F058	VALVE, CHECK.....	2
31	XDCZZ	98523	A20118F069	PLATE IDENTIFICATION WATER CLOSET	1
32	XDCZZ	98523	A90050F030	PLATE IDENTIFICATION WATER CLOSET	1

SECTION II

TM 55-1905-220-20P

(1) ITEM NO	(2) SMR CODE	(3) CAGEC	(4) PART NUMBER	(5) DESCRIPTION AND USABLE ON CODES(UOC)	(6) QTY
33	PACZZ	98523	B90050FD001	VALVE, CHECK.....	1
34	PACZZ	96906	MS35691-3	NUT, PLAIN, HEXAGON	8
35	XDCZZ	98523	Z20118F013	WASHER FLAT CRES 9/32 ID X 5/8 OD X 1/16 INCH	4
36	XDCZZ	98523	D90050F004	PLATE TIE DOWN	1
37	XDCZZ	98523	H90050F008	SHROUD WATER CLOSET	1
38	XDCZZ	98523	Z20118F064	PLATE IDENTIFICATION WC TIMER	1
39	PACZZ	96906	MS35649-264	NUT, PLAIN, HEXAGON	4
40	PACZZ	96906	MS35338-136	WASHER, LOCK	4
41	XDCZZ	98523	C90050FE015	BRACKET VACUUM VALVE	1
42	XDCZZ	98523	Z20118F066	PLATE IDENTIFICATION VACUUM DISPENSING	1
43	PACZZ	98523	D90050FE001	VALVE, VACUUM ,DISPENSING	1
44	XDCZZ	98523	Z20118F067	PLATE IDENTIFICATION WATER VALVE	1
45	XDCZZ	98523	C90050FG001	VALVE ASSEMBLY, WATE DISPENSING	1
46	XDCZZ	98523	Z20118F065	PLATE IDENTIFICATION ACTIVATION VALVE.....	1
47	PACZZ	98523	Z90050FK001	NOZZLE, WINDSHIELD W	1
48	XDCZZ	98523	Z20118F063	PLATE IDENTIFICATION SEWAGE DISCHARGE	1
4P	PACZZ	98523	D90050FA001	VALVE SEWAGE DISCHARGE	1
50	PACZZ	96906	MS35842-10	CLAMP, HOSE	4
51	XDCZZ	24161	HOSE-1/2	HOSE RUBBER 1/2 INCH	3

END OF FIGURE

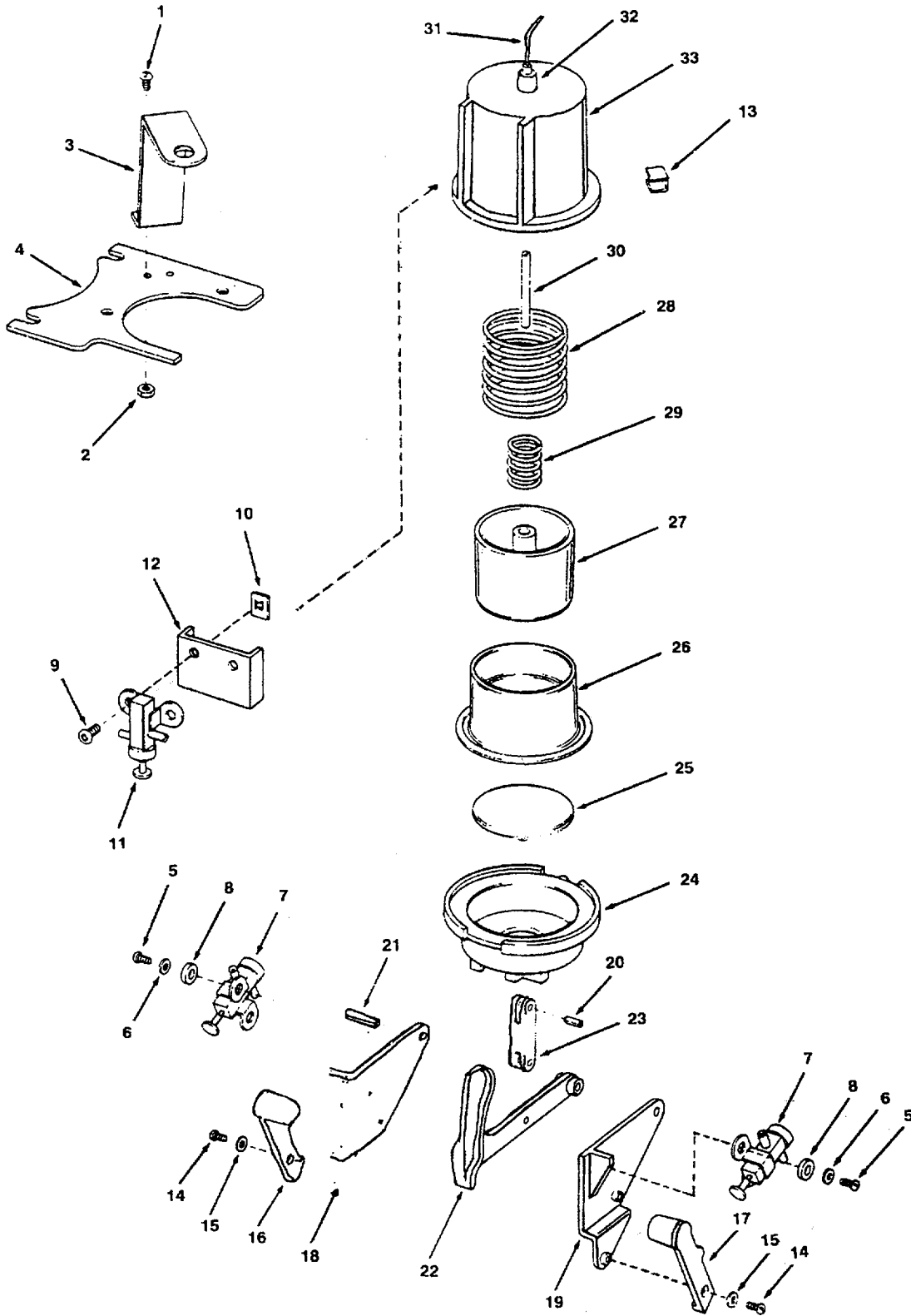


Figure 359. Water Closet Timer

(1) ITEM NO	(2) SMR CODE	(3) CAGEC	(4) PART NUMBER	(5) DESCRIPTION AND USABLE ON CODES(UOC)	(6) QTY
GROUP 10 SEWAGE SYSTEM FIG. 359 WATER CLOSET TIMER					
	PACZZ	98523	D90077AA001	GRAVITY TIMER WATER CLOSET	1
1	XDCZZ	98523	90050FC044	SCREW MACHINE ROUND	2
2	PACZZ	96906	MS35649-284	NUT, PLAIN, HEXAGON	2
3	XDCZZ	98523	B90050F022	BRACKET HOLD DOWN	1
4	XDCZZ	98523	C90050F021	BRACKET MOUNTING	1
5	PACZZ	96906	MS24630-11	SCREW, TAPPING	4
6	XDCZZ	98523	Z90050FC038	WASHER FLAT LIGHT CRES	4
7	PACZZ	98523	C90050FB021	SWITCH, PRESSURE	2
8	XDCZZ	98523	A90050FC048	SPACER SWITCH MOUNTING	4
9	PACZZ	96906	MS35207-261	SCREW, MACHINE	2
10	XDCZZ	98523	C72501024-1	FASTENER SPEED NUT	2
11	XDCZZ	98523	C90050FB020	SWITCH, PRESSURE	1
12	XDCZZ	98523	B90050FC013	BRACKET VALVE	1
13	XDCZZ	98523	C45931-014-373	CLIP RETAINING	4
14	PACZZ	96906	MS24630-11	SCREW, TAPPING	2
15	XDCZZ	98523	Z90050FC038	WASHER FLAT LIGHT CRES	4
16	XDCZZ	98523	B90050FC012	ARM ROLLER LEFT HAND	1
17	XDCZZ	98523	B90050FC010	ARM ROLLER RIGHT HAND	1
18	XDCZZ	98523	C90050FC011	BRACKET PIVOT MOUNTING LEFT HAND	1
19	XDCZZ	98523	C90050FC009	BRACKET PIVOT MOUNTING RIGHT HAND	1
20	XDCZZ	98523	G5380120038	PIN ROLL CRES 1/8 DIAMETER X 3/8 INCH	2
21	XDCZZ	98523	G5380120075	PIN ROLL CRES 3/16 DIAMETER X 3/ 4 INCH	1
22	XDCZZ	98523	B90050FC017	ARM CAM	1
23	XDCZZ	98523	B90050FC018	LINKAGE CAM	1
24	XDCZZ	98523	D90050FC008	HOUSING LOWER	1
25	XDCZZ	98523	B90050FC021	DISC RETAINER	1
26	XDCZZ	98523	B90050FC020	DIAPHRAGM ROLLING	1
27	XDCZZ	98523	B90050FC022	CUP SPRING	1
28	XDCZZ	98523	A90050FC040	SPRING CRES	1
29	XDCZZ	98523	A90050FC039	SPRING CRES	1
30	XDCZZ	98523	A90050FC025	TUBE METER	1
31	XDCZZ	98523	A90050FC024	TUBE NYLON 3/160D X	1
32	XDCZZ	98523	A90050FC023	TUBE GUIDE BRASS 3/16 OD X 1/8 ID INCH	1
33	XDCZZ	98523	D90050FC007	HOUSING UPPER	1

END OF FIGURE

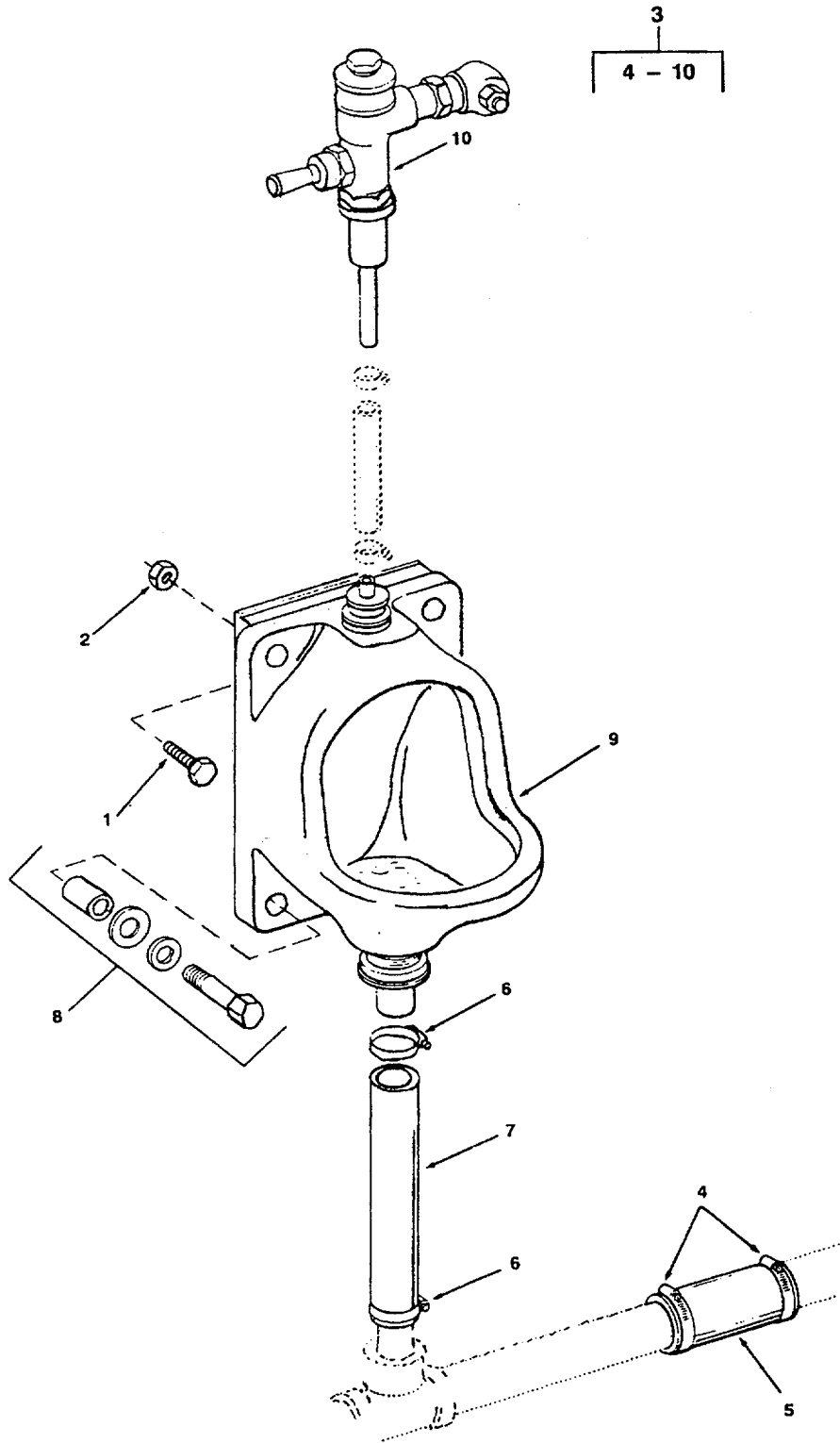


Figure 360. Urinal

SECTION II

TM 55-1905-220-20P

(1) ITEM NO	(2) SMR CODE	(3) CAGEC	(4) PART NUMBER	(5) DESCRIPTION AND USABLE ON CODES(UOC)	(6) QTY
GROUP 10 SEWAGE SYSTEM FIG. 360 URINAL					
1	PACZZ	96906	MS35307-364	SCREW, CAP, HEXAGON H	4
2	PAOZZ	96906	MS35649-2384	NUT, PLAIN, HEXAGON	4
3	XDCZZ	98523	H20118B001	URINAL, STATIONARY	1
4	PACZZ	96906	MS35842-13	CLAMP, HOSE	2
5	XDCZZ	98523	Z20118B008	HOSE VACUUM 1-7/8ID	1
6	PACZZ	96906	MS35842-12	CLAMP, HOSE	2
7	XDCZZ	98523	Z20118B007	HOSE VACUUM 1-1/2ID	1
8	XDCZZ	98523	Z20118B004	HARDWARE URINAL MOUNTING	1
9	XDCZZ	91475	6280-88	URINAL	1
10	XDCZZ	78330	17179:	VALVE ASSEMBLY	1

END OF FIGURE

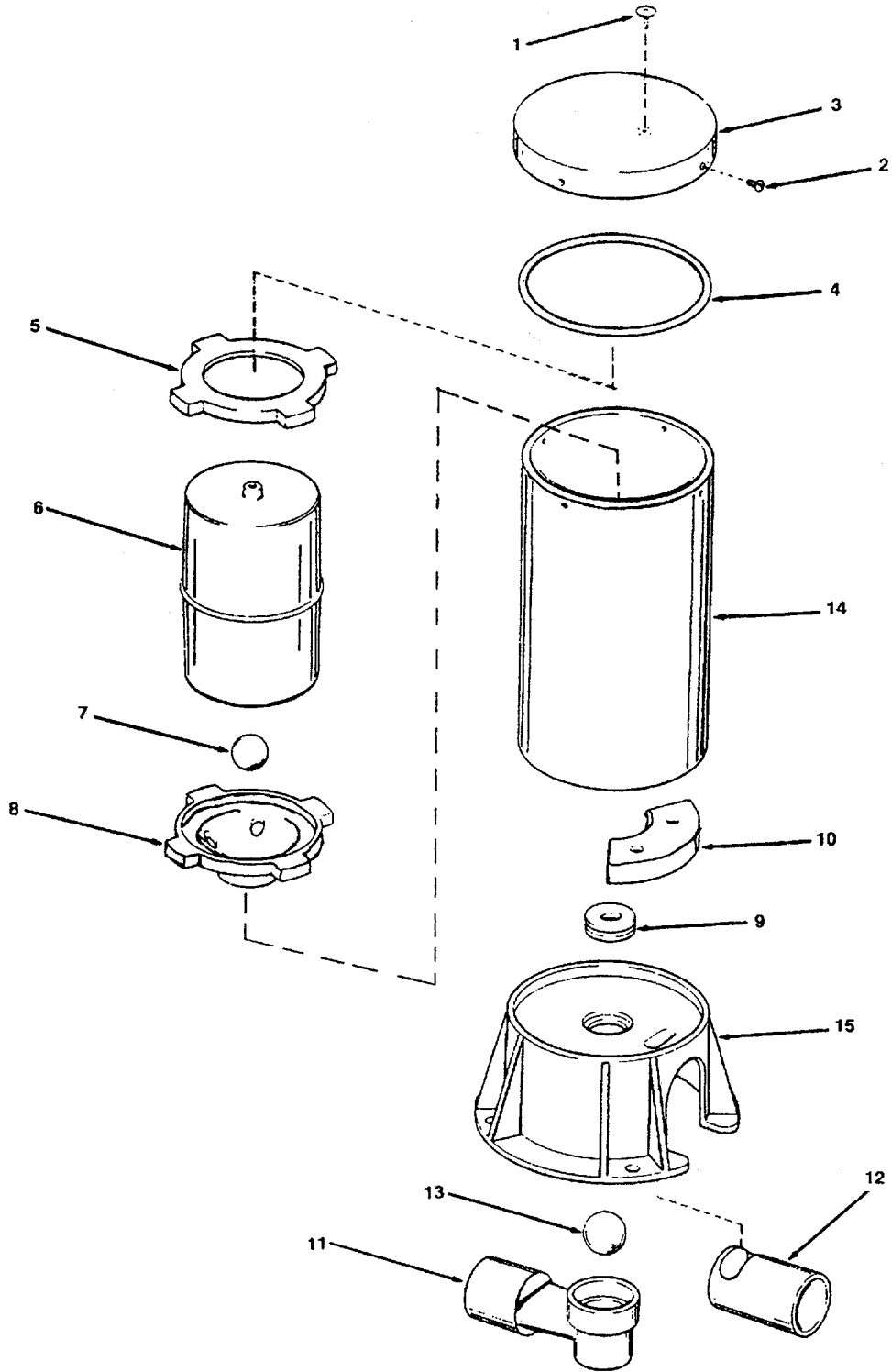


Figure 361. Discharge Valve

SECTION II

TM 55-1905-220-20P

(1) ITEM NO	(2) SMR CODE	(3) CAGEC	(4) PART NUMBER	(5) DESCRIPTION AND USABLE ON CODES(UOC)	(6) QTY
				GROUP 10 SEWAGE SYSTEM FIG. 361 DISCHARGE VALVE	
	PACZZ	98523	F90066C001	GARBAGE DISPOSAL MA URINAL DISCHARGE	1
1	PACZZ	29208	VA3123	UMBRELLA, CHECK VALVE, RUBBER	1
2	PACZZ	96906	MS24630-22	SCREW, TAPPING	4
3	XDCZZ	98523	C90057B008	COVER VALVE	1
4	PACZZ	02697	2-252N674-7	PACKING, PREFORMED	1
5	XDCZZ	98523	B90057B014	GUIDE FLOAT	1
6	PACZZ	77844	PF46	FLOAT, VALVE	1
7	XDCZZ	98523	Z90057B007	BALL POLYPROPYLENE 1 INCH DIA	1
8	XDCZZ	98523	B90057B006	GAGE BALL	1
9	XDCZZ	98523	B90057B015	SEAT, VALVE DUROMETER	1
10	XDCZZ	98523	B90057B005	DEFLECTOR	1
11	XDCZZ	98523	B90057B016	TUBE OUTLET	1
12	XDCZZ	98523	B90057B004	TUBE INLET	1
13	XDCZZ	98523	Z90057B003	BALL POLYPROPYLENE 1-1/4 INCH DIA.	1
14	XDCZZ	98523	C90057B012	BODY DISCHARGE VALVE	1
15	XDCZZ	98523	D90057B002	BASE DISCHARGE VALVE	1

END OF FIGURE

(1) ITEM NO	(2) SMR CODE	(3) CAGEC	(4) PART NUMBER	(5) DESCRIPTION AND USABLE ON CODES(UOC)	(6) QTY
GROUP 11 HEATING VENTILATION AND AIR CONDITIONING (HVAC) SYSTEM					
FIG. 362 RECIRCULATING FAN					
1	PACZZ	96906	MS51967-14	NUT, PLAIN, HEXAGON	32
2	PACZZ	96906	MS90725-109	SCREW, CAP, HEXAGON H	32
3	PACHH	09519	XAIA4W5	FAN, VANEAXIAL BUFFALO F ORGE ORDER NO.75T-1685	1
4	XDCZZ	09519	5W-33754-2	WHEEL ASSEMBLY AXIAL FAN 4 BLADE	1
5	XDCZZ	09519	E059172	SPACER FAN MOTOR SHAFT	1
6	XDCZZ	09519	5W-39654-1	CONDUIT BOX ASSEMBLY AXIAL FAN	1
7	XDCZZ	09519	5W-39654-36	FASTENER SEMS STEEL	12
8	XDCZZ	09195	5W-39654-9	COVER CONDUIT BOX	1
9	PACZZ	09519	5W-39654-10	GASKET RUBBER	1
10	PACZZ	96906	MS35206-241	SCREW, MACHINE HEAD	1
11	PACZZ	96906	MS35338-42	WASHER, LOCK	1
12	XDCZZ	09519	4W-34473-10	RIVET TINNERS 2 LB BRASS	1
13	XDCZZ	04618	33217	TERMINAL RING	1
14	XDCZZ	04618	33219	TERMINAL SPADE	1
15	XDCZZ	09519	5W-39654-39	PLUG PIPE 1 INCH STANDARD COUNTERSUNK	3
16	XDCZZ	09519	5W-39654-37	COUPLING PIPE SPECIAL STEEL	3
17	XDCZZ	09519	5W-39654-7	BOX CONDUIT	1
18	XDCZZ	09519	4W-58326-4	CONDUIT ASSEMBLY AXIAL FAN 9/16 ID	1
19	XDCZZ	09519	9W-58437-36	NUT HEXAGON 1/2 BRASS	2
20	XDCZZ	09519	4W-58331-1	WASHER COPPER 1/2 INCH CONDUIT PIPE	1
21	XDCZZ	09519	5V-8501-67-10	GASKET RUBBER	1
22	XDCZZ	09519	9W-58437-19	FITTING END 1/2 STRAIGHT PIPE THREAD BRASS	1
23	XDCZZ	09519	9W-58437-20	SHEATH BRAID BRONZE	1
24	XDCZZ	09519	9W-58437-22	SLEEVE RUBBER CONDUIT	1
25	XDCZZ	09519	9W-58437-21	NIPPLE WITH 1/2HEX NUT BRASS	1
26	PACZZ	96906	MS90725-60	SCREW, CAP, HEXAGON H	4
27	PACZZ	96906	MS35335-32	WASHER, LOCK	4
28	PACZZ	96906	MS27183-13	WASHER, FLAT	4
29	XDCZZ	09519	5W-28829-24	BUSHING FABREEKA	4
30	XDCZZ	09519	4W-33551-2	WASHER 3-PLY FABREEKA	4
31	XDCZZ	09519	4W-33551-1	GASKET MOTOR FABREEKA 3-PLY	1
32	XDCZZ	09519	5W-35826-1	HOUSING ASSEMBLY AXIAL FAN	1
33	PACHH	50380	705474	MOTOR, ALTERNATING C 60HZ 3PHASE 3600RPM 3/4HP DRIP-PROOF BALL BEARING TYPE CLASS B INSULATION FRAME CZ50 DEGREE C AMBIENT	1
34	XDCZZ	80064	501-4661585-208	GASKET 160DX12-3/4ISX1/8 INCH NEOPRENE	2

END OF FIGURE

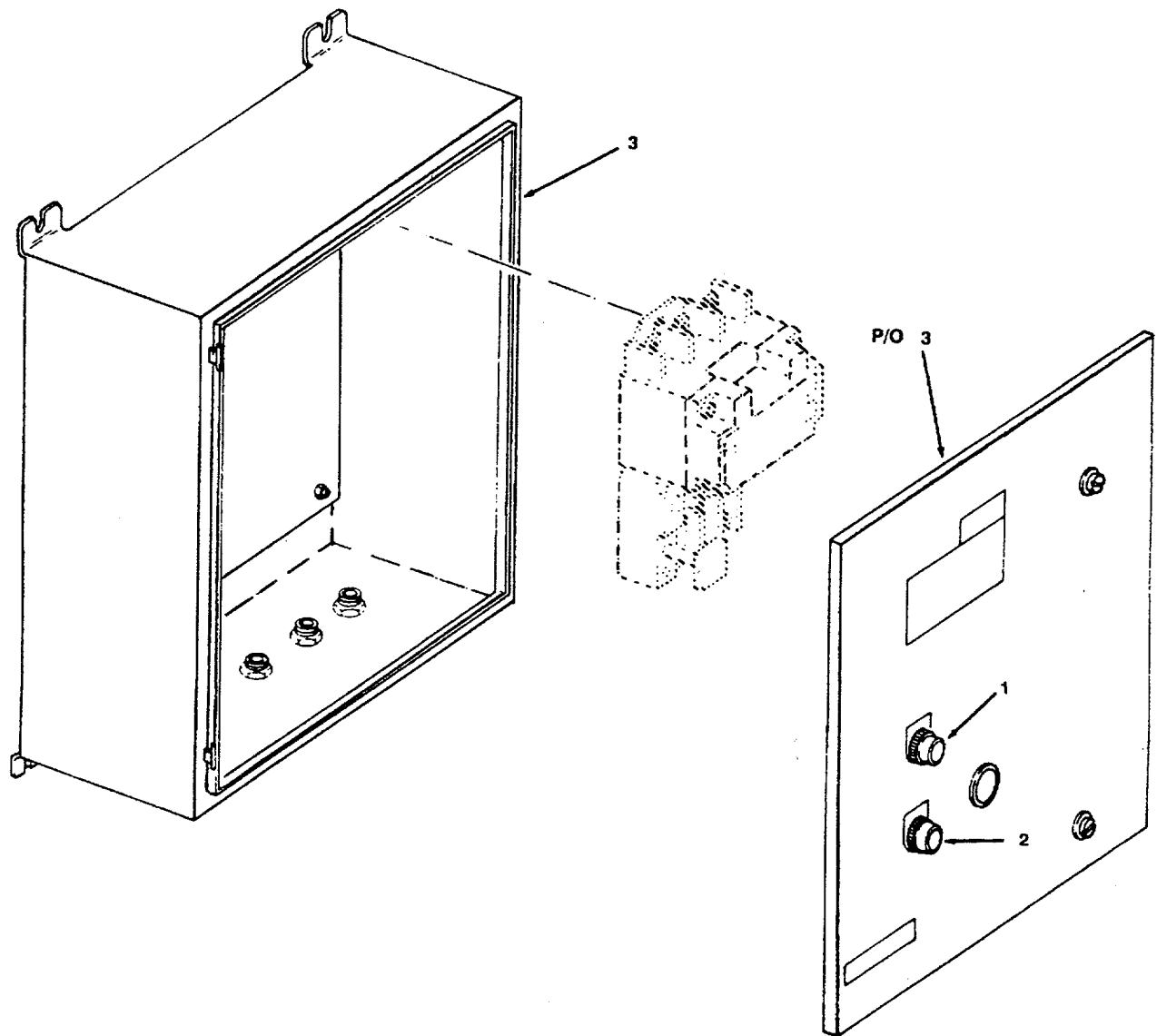


Figure 363. Magnetic Controller

SECTION II

TM 55-1905-220-20P

(1) ITEM NO	(2) SMR CODE	(3) CAGEC	(4) PART NUMBER	(5) DESCRIPTION AND USABLE ON CODES(UOC)	(6) QTY
				GROUP 11 HVAC SYSTEM	
				FIG. 363 MAGNETIC CONTROLLER	
	XDCHH	27192	6862SP1851	CONTROLLER MAGNETIC 3/4HP WITH START-STOP PUSH BUTTONS	1
1	XDCZZ	27192	10250T101-1M33	PUSH BUTTON START	1
2	XDCZZ	27192	10250T102-1M34	PUSH BUTTON STOP	1
				END OF FIGURE	

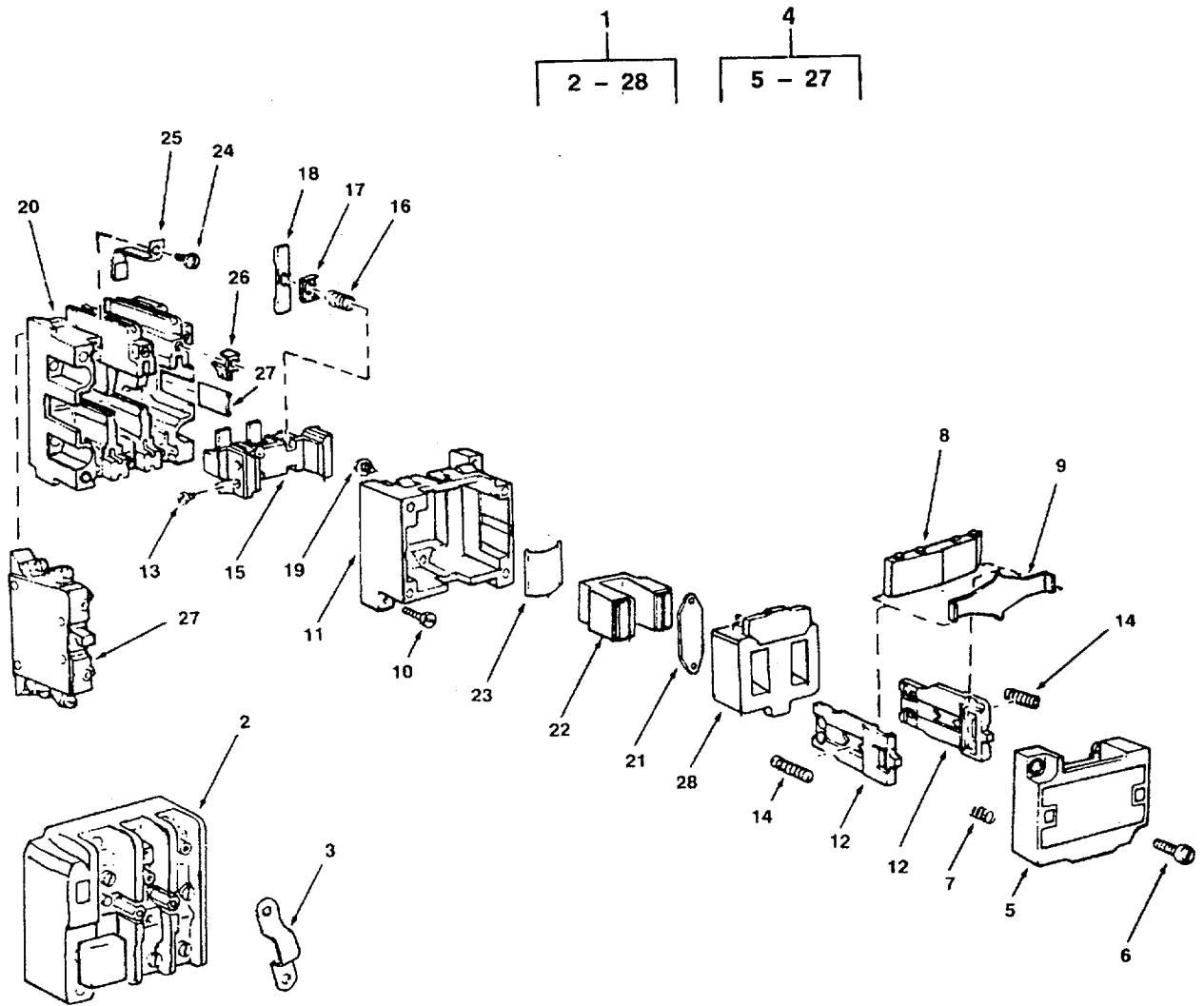


Figure 364. Starter 3 Pole

SECTION II

TM 55-1905-220-20P

(1) ITEM NO	(2) SMR CODE	(3) CAGEC	(4) PART NUMBER	(5) DESCRIPTION AND USABLE ON CODES(UOC)	(6) QTY
-------------------	--------------------	--------------	-----------------------	---	------------

GROUP 11 HVAC SYSTEM
FIG. 364 STARTER, 3 POLE

1	XDCHH	27192	65-679-3C	STARTER 3 POLE 3 PH MAGNETIC SIZE O	1
3	XDCZZ	27192	25-2217	CONNECTOR OVERLOAD RELAY	1

END OF FIGURE

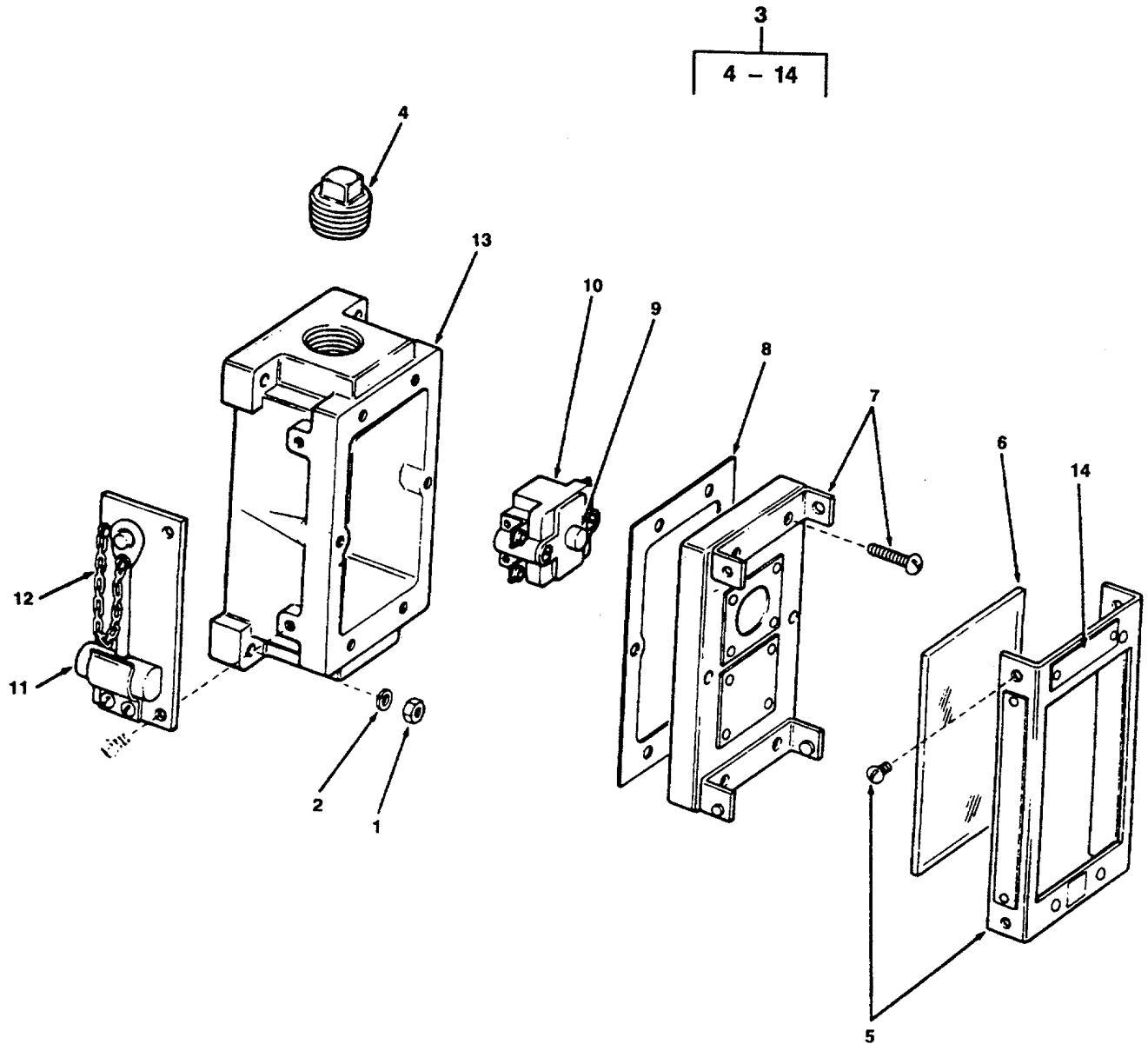


Figure 365. Break glass Station

(1) ITEM NO	(2) SMR CODE	(3) CAGEC	(4) PART NUMBER	(5) DESCRIPTION AND USABLE ON CODES(UOC)	(6) QTY
GROUP 11 HVAC SYSTEM					
FIG. 365 BREAK GLASS CONTROL STATION					
1	PACZZ	96906	MS35649-2252	NUT, PLAIN, HEXAGON	4
2	PACZZ	96906	MS35338-44	WASHER, LOCK	4
3	XDCZZ	27192	6881ED135-19	STATION CONTROL SINGLE ELEMENT	1
				WITH BREAK GLASS, ENGINE ROOM FANS	
4	PACZZ	96906	MS20913-8S	PLUG, PIPE	2
5	XDCZZ	27192	47-19847	COVER ASSEMBLY GLASS	1
6	XDCZZ	27192	47-21274	GLASS WINDOW	1
7	XDCZZ	27192	49-3363	COVER CONTROL STATION	1
8	XDCZZ	27192	32-577	GASKET CONTROL STATION.....	1
9	PACZZ	27193	86-2427-3	SWITCH, PUSH CONTROL STATION	1
10	PACZZ	27192	86-2369-3	SWITCH, PUSH CONTROL STATION	1
11	XDCZZ	27192	53-1540	HAMMER CONTROL STATION	1
12	XDCZZ	27192	801-8	CHAIN HAMMER	1
13	XDCZZ	27192	49-4253	CASE CONTROL STATION	1
14	XDCZZ	27192	30-3696	PLATE IDENTIFICATION CONTROL	1
				STATION	

END OF FIGURE

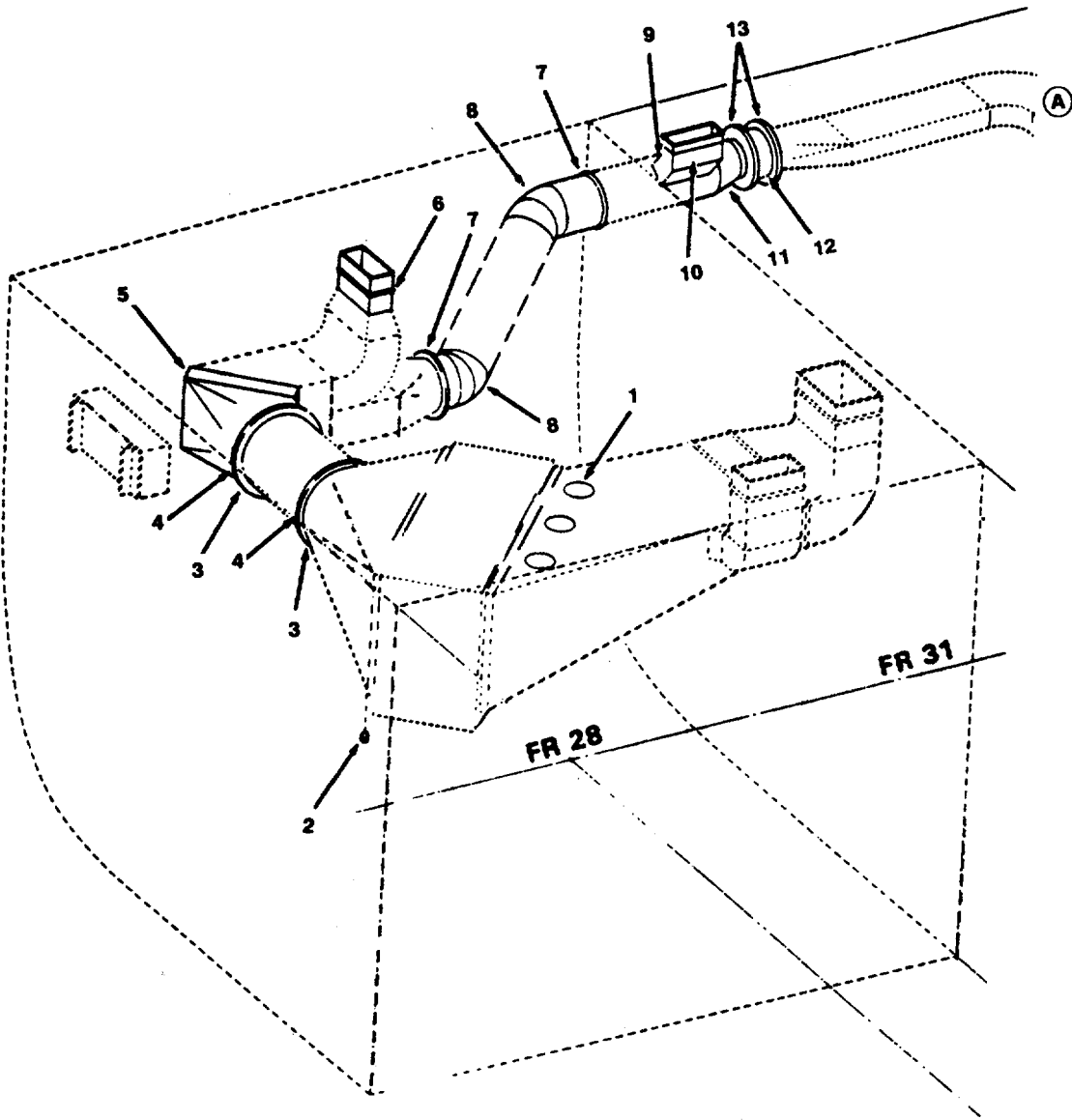


Figure 366. HVAC Ducting (Sheet 1 of 2)

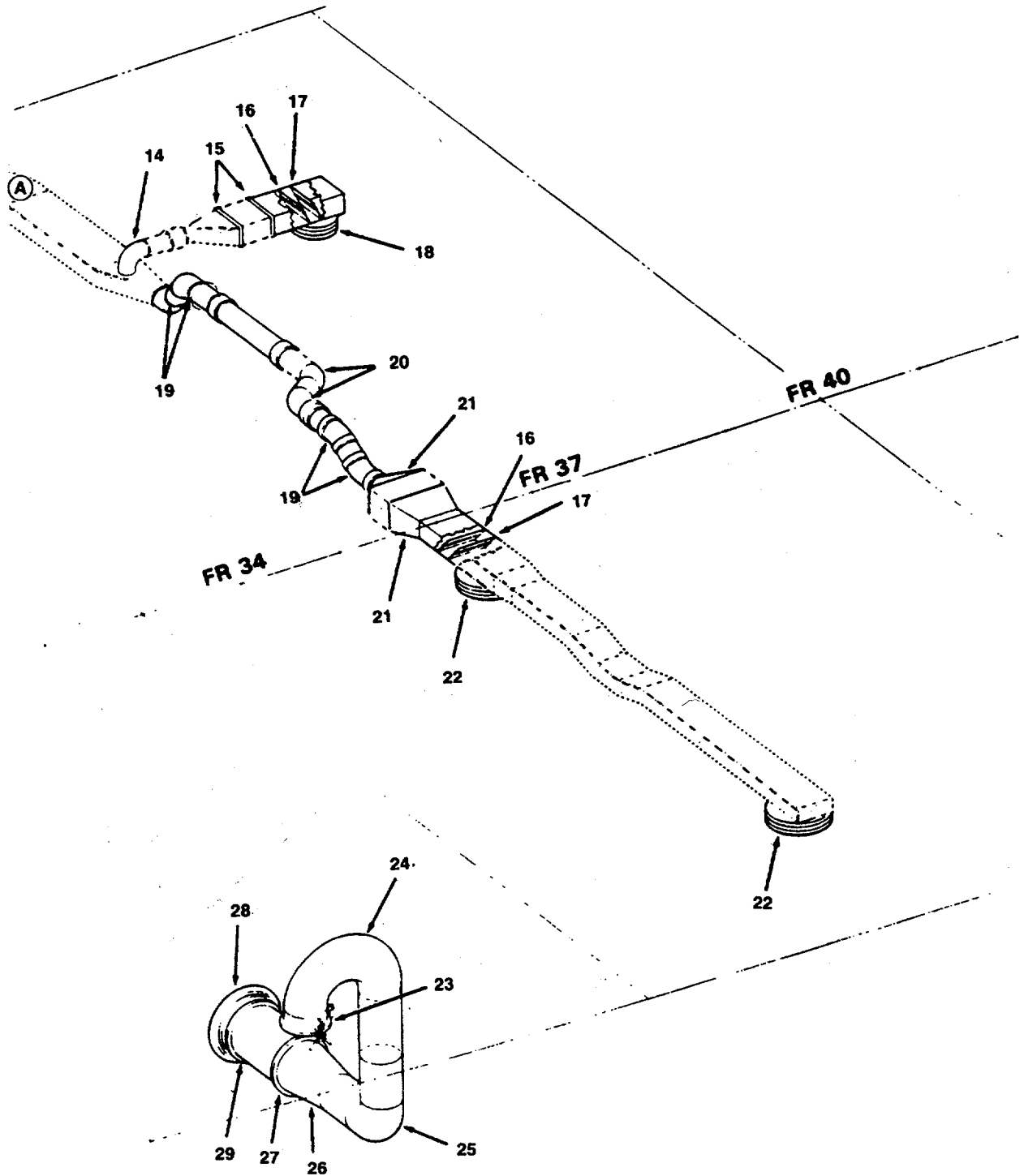


Figure 366. HVAC Ducting (Sheet 2 of 2)

SECTION II

TM 55-1905-220-20P

(1) ITEM NO	(2) SMR CODE	(3) CAGEC	(4) PART NUMBER	(5) DESCRIPTION AND USABLE ON CODES(UOC)	(6) QTY
GROUP 11 HVAC SYSTEM					
FIG. 366 HVAC DUCTING					
1	XDCZZ	97537	JE-130	COVER ACCESS STEEL NON-WATERTIGHT 6 INCH DIA	3
2	XDCZZ	96906	MS20913-6	PLUG, PIPE 1	
3	XDCZZ	80064	501-4661585-208	GASKET NEOPRENE 16 X 12-3/4 X 1/8	4
4	XDCZZ	80064	501-4661585-73	PLATE FLANGE 3/16X12-3/4IDX160D FOR A1 FAN	2
23	XDCZZ	97537	23-1	COVER VENT WATERTIGHT 8 INCH DIA GALV STEEL WITH 1/2 INCH WIRE MESH	2

END OF FIGURE

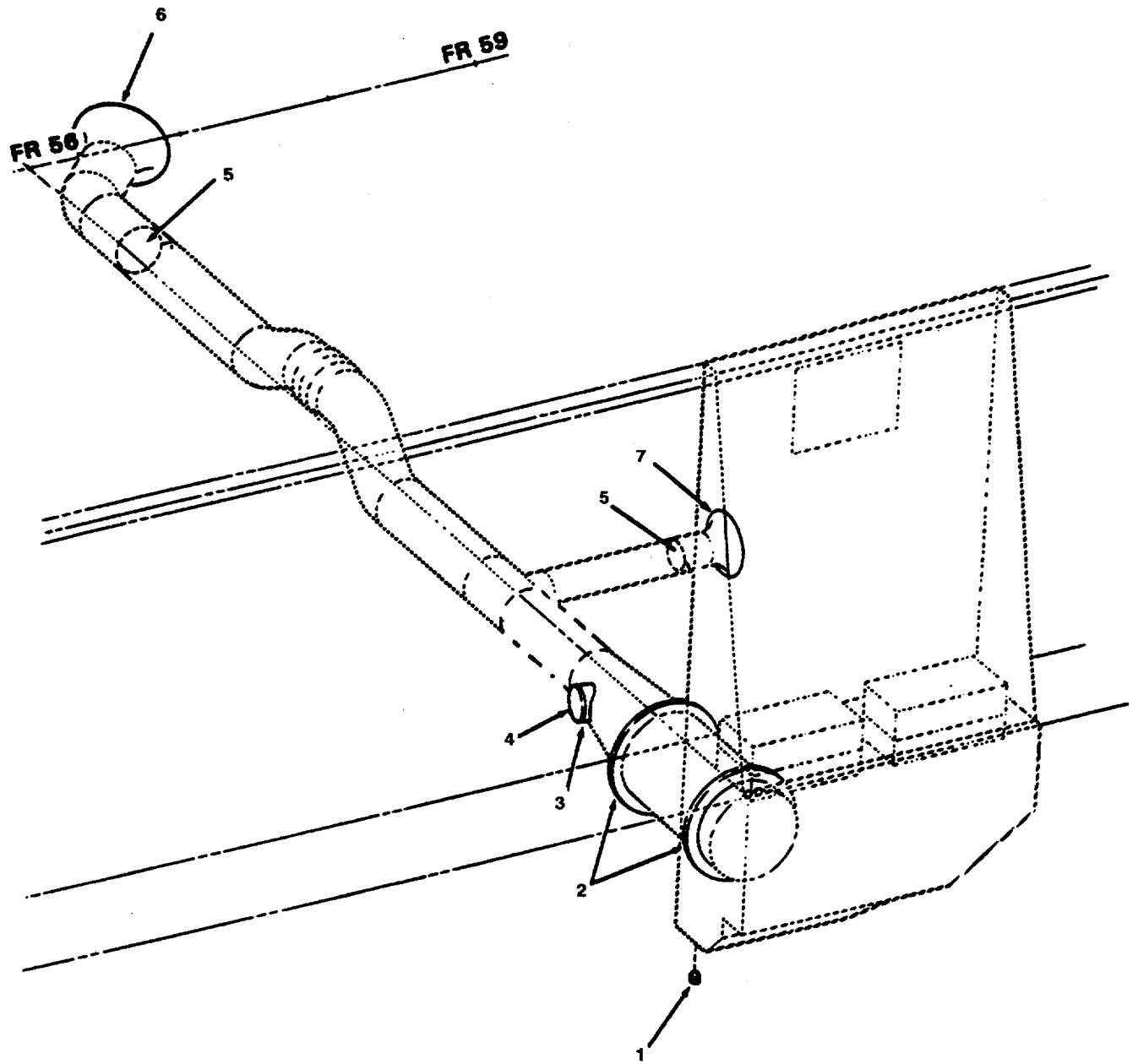


Figure 367. HVAC Ducting (Sheet 1 of 3)

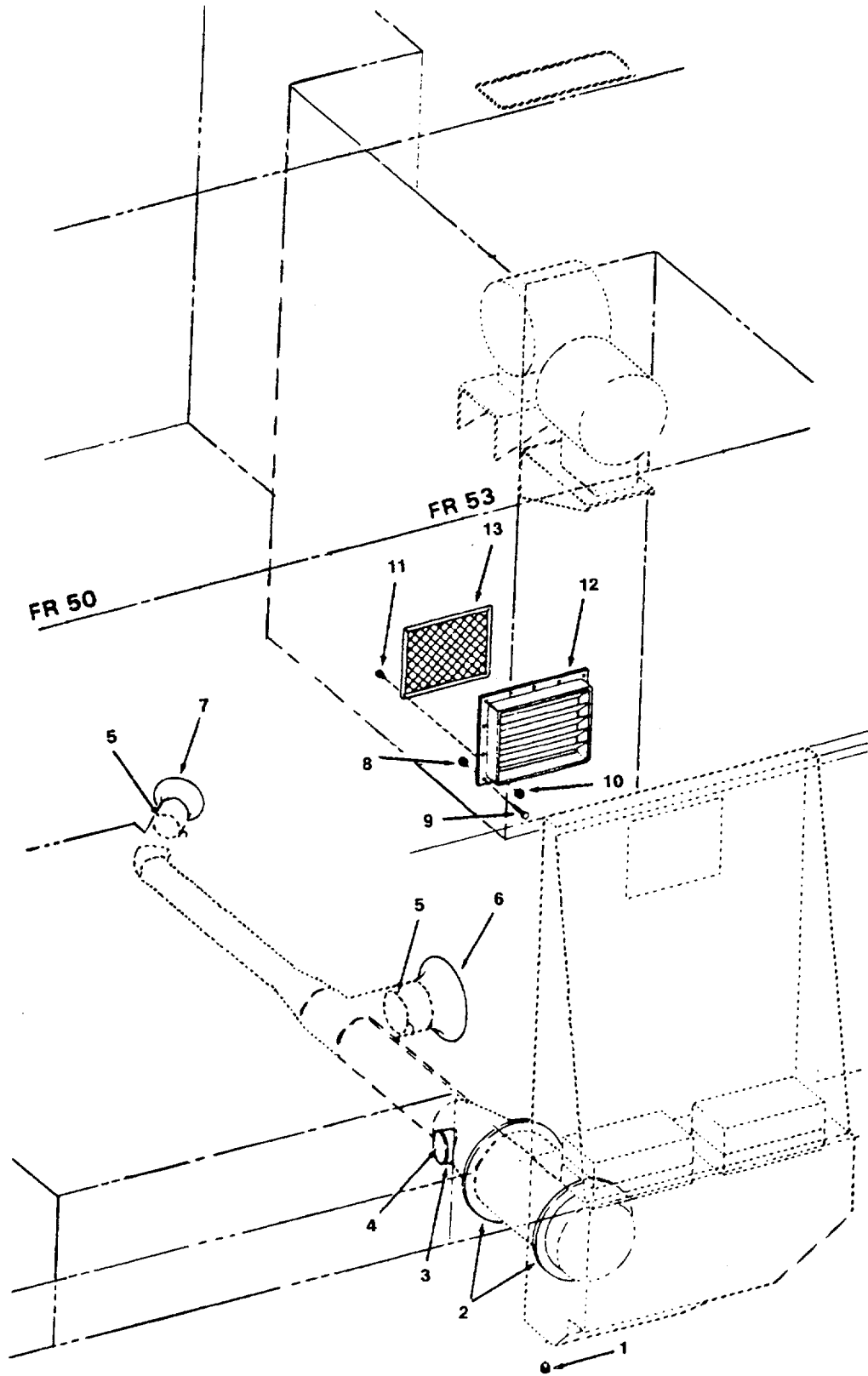


Figure 367. HVAC Ducting (Sheet 2 of 3)

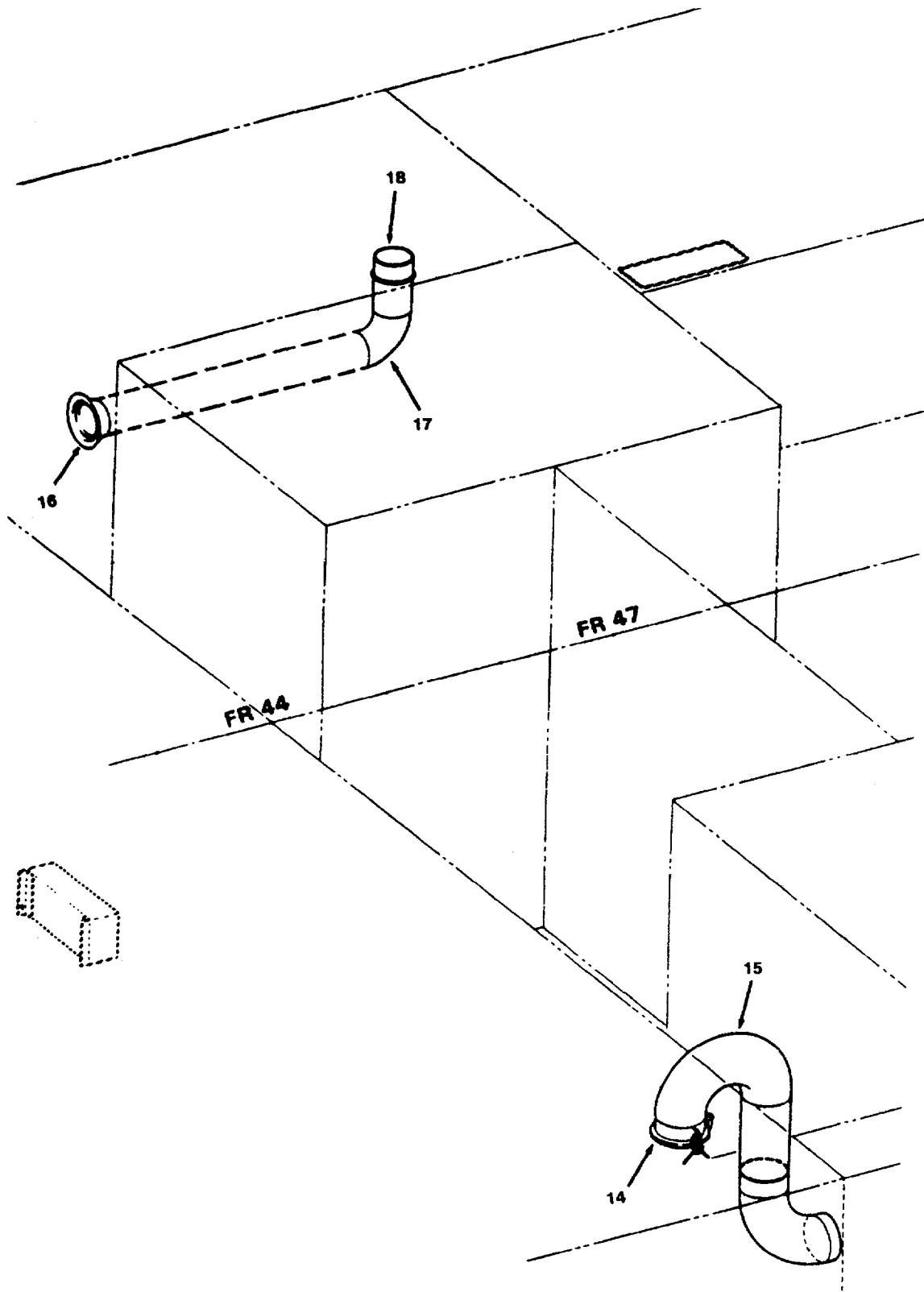


Figure 367. HVAC Ducting (Sheet 3 of 3)

SECTION II

TM 55-1905-220-20P

(1) ITEM NO	(2) SMR CODE	(3) CAGEC	(4) PART NUMBER	(5) DESCRIPTION AND USABLE ON CODES(UOC)	(6) QTY
GROUP 11 HVAC SYSTEM					
FIG. 367 HVAC DUCTING					
1	XDCZZ	96906	MS20913-6	PLUG, PIPE	2
2	XDCZZ	80064	501-4661585-73	PLATE FLANGE 3/16 X	4
3	XDCZZ	80064	501-4661585-147	COLLAR ACCESS COVER	2
4	XDCZZ	97537	JE-130	COVER ACCESS 6 INCH	2
8	PACZZ	96906	MS51967-8	NUT, PLAIN, HEXAGON	14
9	PACZZ	96906	MS90725-60	SCREW, CAP, HEXAGON H	14
10	XDCZZ	96906	MS51967-2	NUT, PLAIN, HE XAGON	4
11	PACZZ	96906	MS90725-6	SCREW, CAP, HEXAGON H	4
12	XDCZZ	80064	501-4661585.DET 12A	LOUVER 12X15X1 INCH	1
13	XDCZZ	80064	501-4661585DET12 -A1	SCREEN WIRE MESH 1/2 X 1/2 X 18 GA.	1
14	XDCZZ	97537	23-1	COVER WATERTIGHT 8 INCH DIA	1
END OF FIGURE					

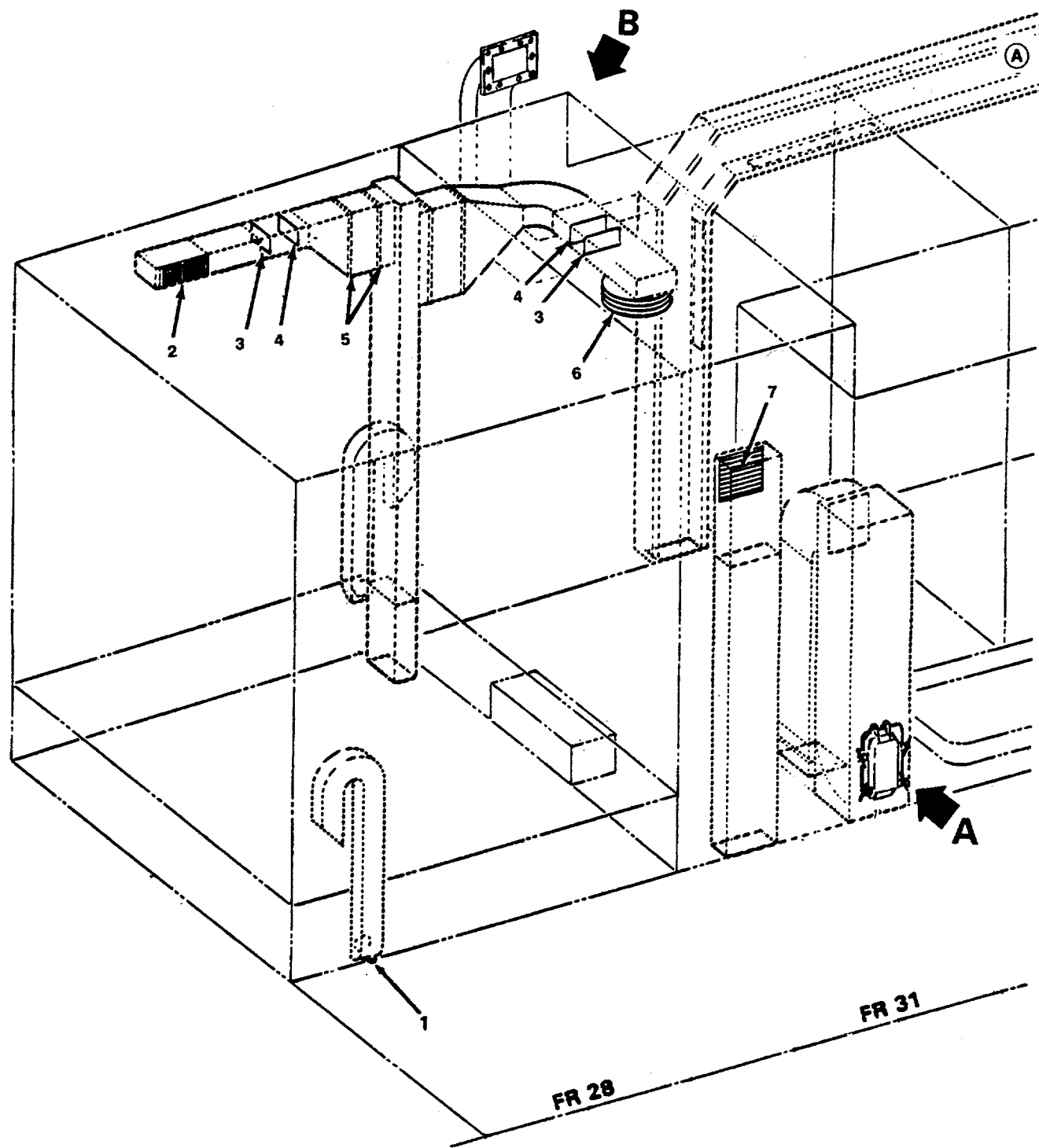


Figure 368. HVAC Ducting (Sheet 1 of 5)

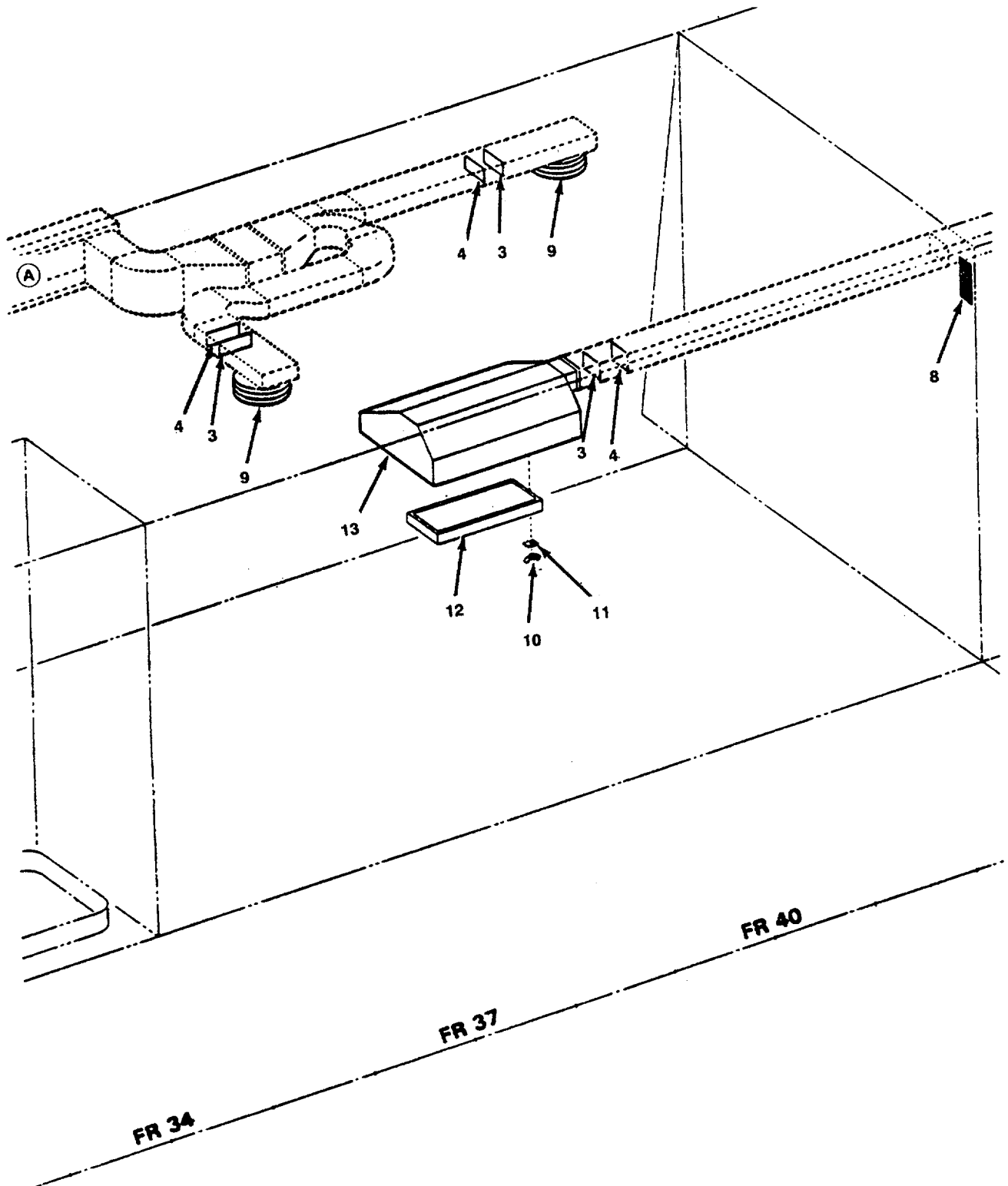
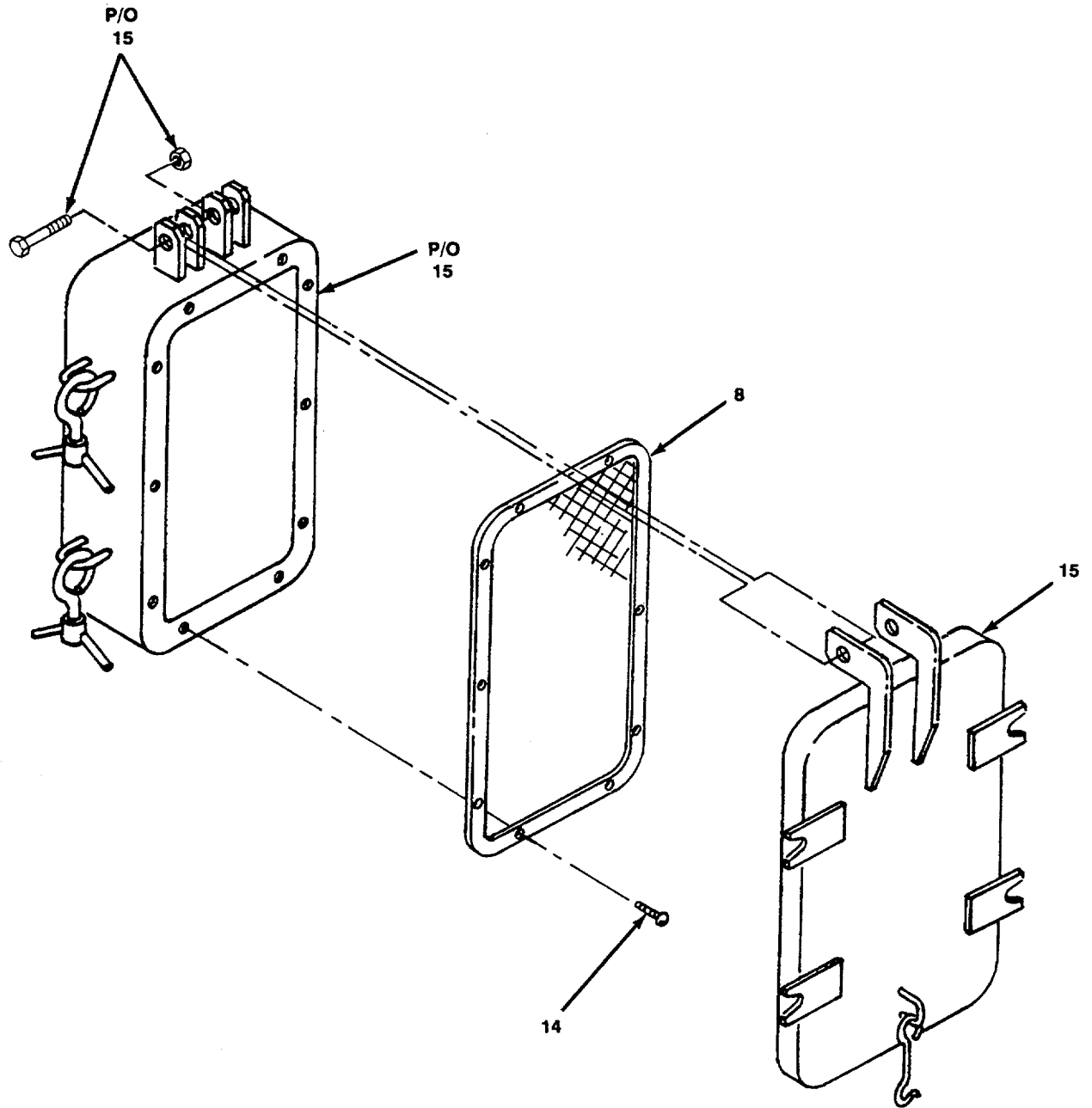


Figure 368. HVAC Ducting (Sheet 2 of 5)



DETAIL A

Figure 368. HVAC Ducting (Sheet 3 of 5)

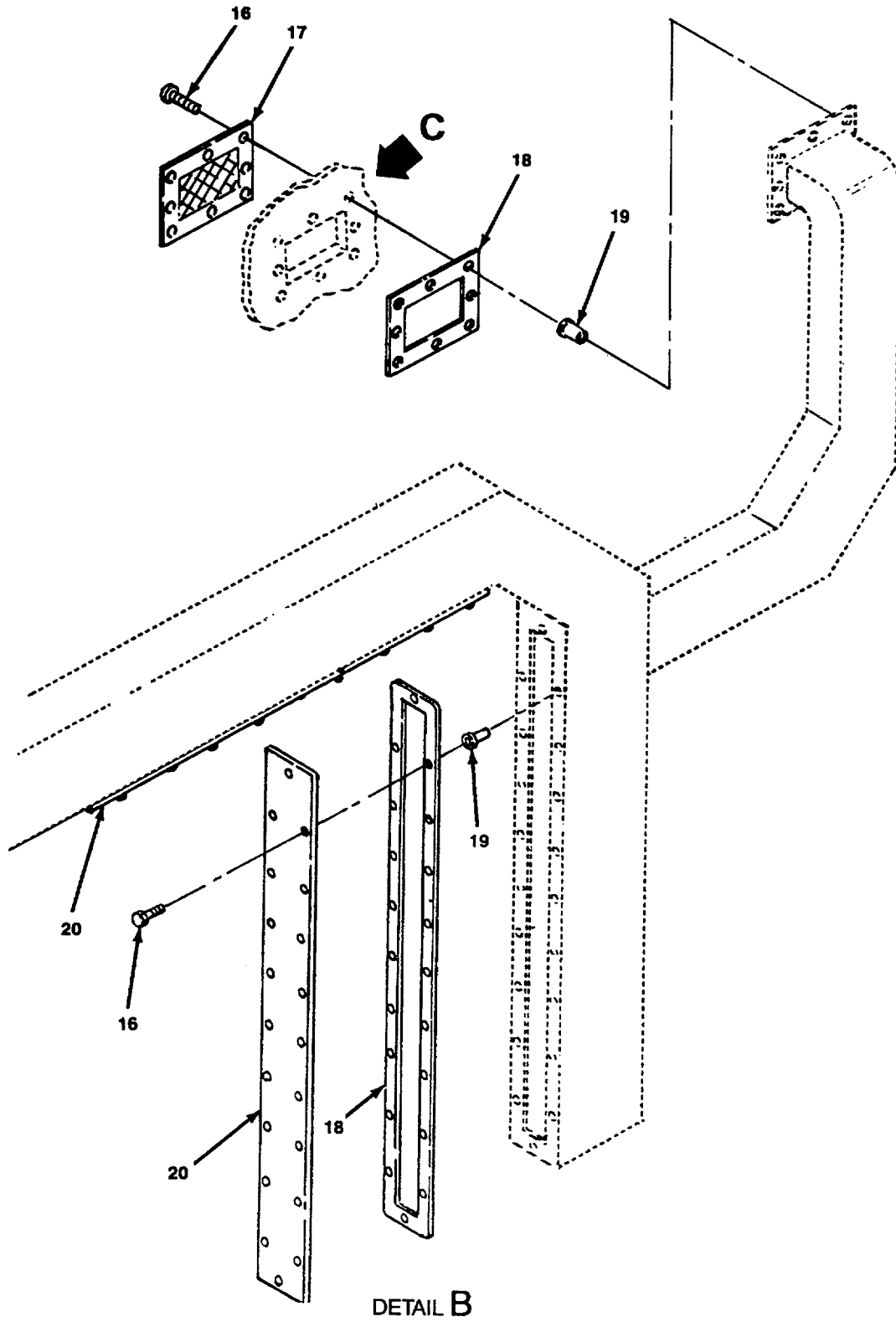
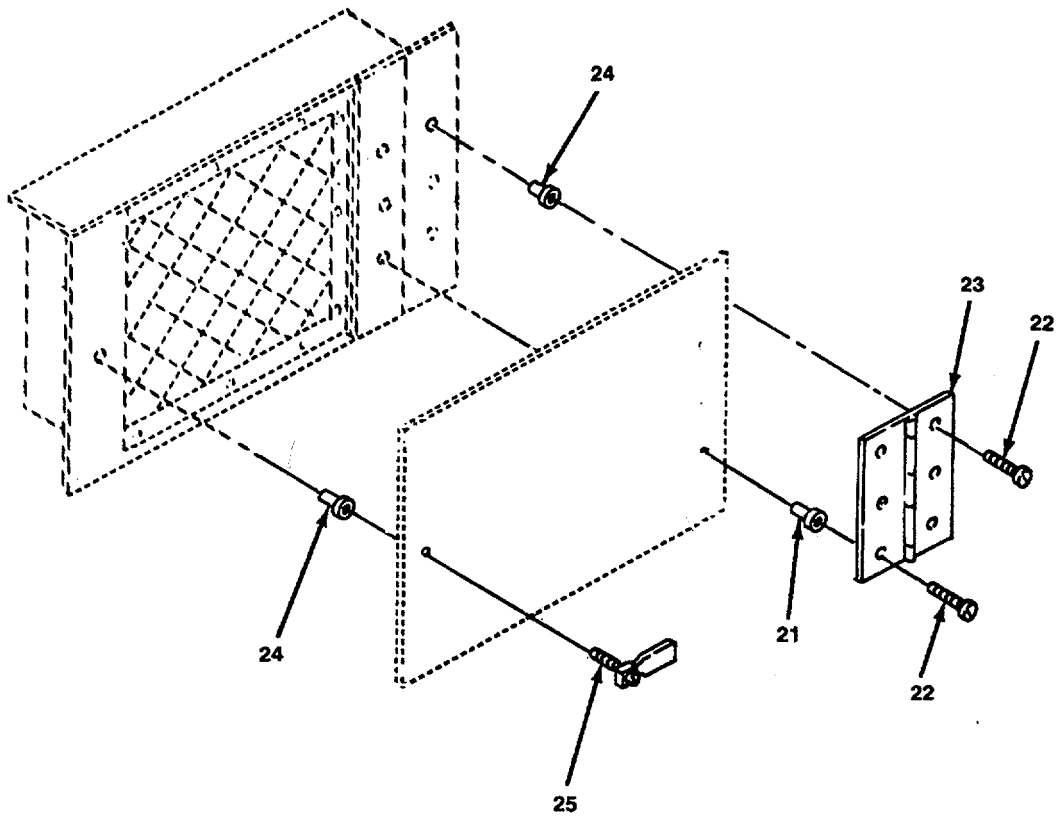


Figure 368. HVAC Ducting (Sheet 4 of 5)



DETAIL C

Figure 368. HVAC Ducting (Sheet 5 of 5)

SECTION II

TM 55-1905-220-20P

(1) ITEM NO	(2) SMR CODE	(3) CAGE C	(4) PART NUMBER	(5) DESCRIPTION AND USABLE ON CODES(UOC)	(6) QTY
				GROUP 11	HVAC SYSTEM
				FIG. 368	HVAC DUCTING
1	XDCZZ	96906	MS20913-6	PLUG,PIPE	2
2	XDCZZ	80064	501-4661585-39	REGISTER 4X12 INCH	1
7	XDCZZ	97537	JE-111	GRILL AIR RETURN GALV STL 9X9 INCH.	1
10	XDCZZ	80064	501-4661585-35	NUT PLAIN WING 1/4-20 STAINLESS STEEL CL304A	4
11	XDCZZ	80064	501-4661585-195	RETAINER 2X1X1/8 STAINLESS STEEL FILTER TO GALLEY HOOD	8
12	XDCZZ	80064	501-4661585-32	FILTER GREASE SIZE 13AF 10X22X2 INCH	1
14	XDCZZ	96906	MS51957-77	SCREW,MACHINE .250IN-20 UNC X 3/8 L CRES	8
15	XDCZZ	97537	23-I	COVER ,VENTILATOR 2 . T. (FOR 8IN X 14IN X 1 1/2IN RC COAMING,SHORT SIDE HINGE	1
16	XDCZZ	96906	MS35308-308	SCREW,CAP,HEXAGON H 1/4IN 28 UNF- 2A X 1IN L CRES	36
18	XDCZZ	97403	13226E8036-11	GASKET 3/16IN THK,CLOSED CEL L RUBBER	3
19	PACZZ	96906	MS27130-S105	NUT,PLAIN,BLIND RIV RIVET,CSK HD, .250IN-28 UNF-3B,.089-.151 GRIP,CD PL STEEL.....	36
21	XDCZZ	96906	MS51922-2	NUT,SELF-LOCKING,HE 1/4IN-20 UNC- 2B,SLFLKG	6
22	XDCZZ	96906	MS35307-306	SCREW, CAP, HEXAGON H	6
23	XDCZZ	39428	1586A21	HINGE 3IN OPEN X 6IN L	1
24	XDCZZ	96906	MS27130-CR133	NUT,PLAIN BLIND RIVET,CSK HD,.25- 20 UNC,.089-.151 GRIP	25
25	XDCZZ	39428	90017A547	SCREW.....	25

END OF FIGURE

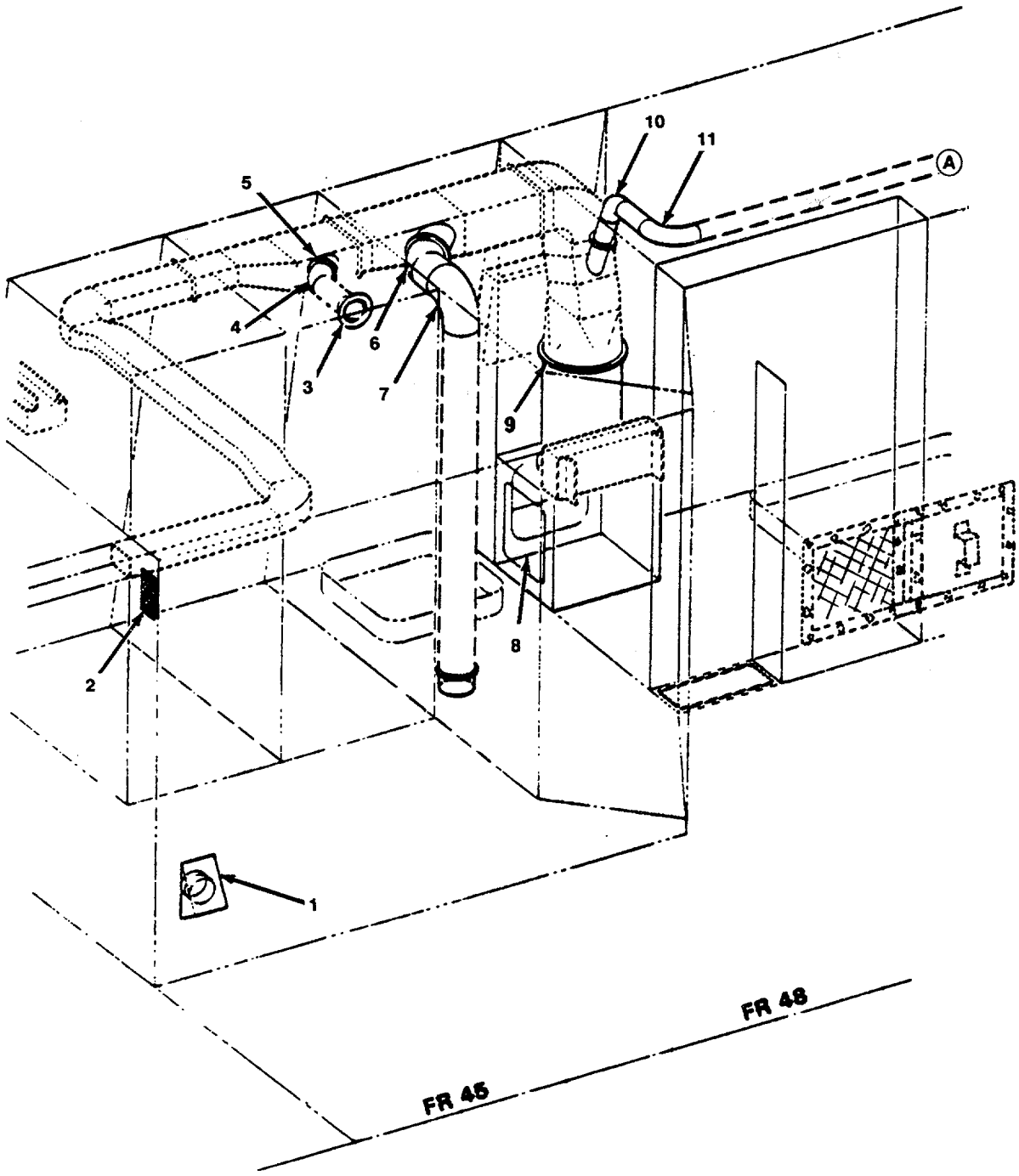


Figure 369. HVAC Ducting(Sheet of 2)

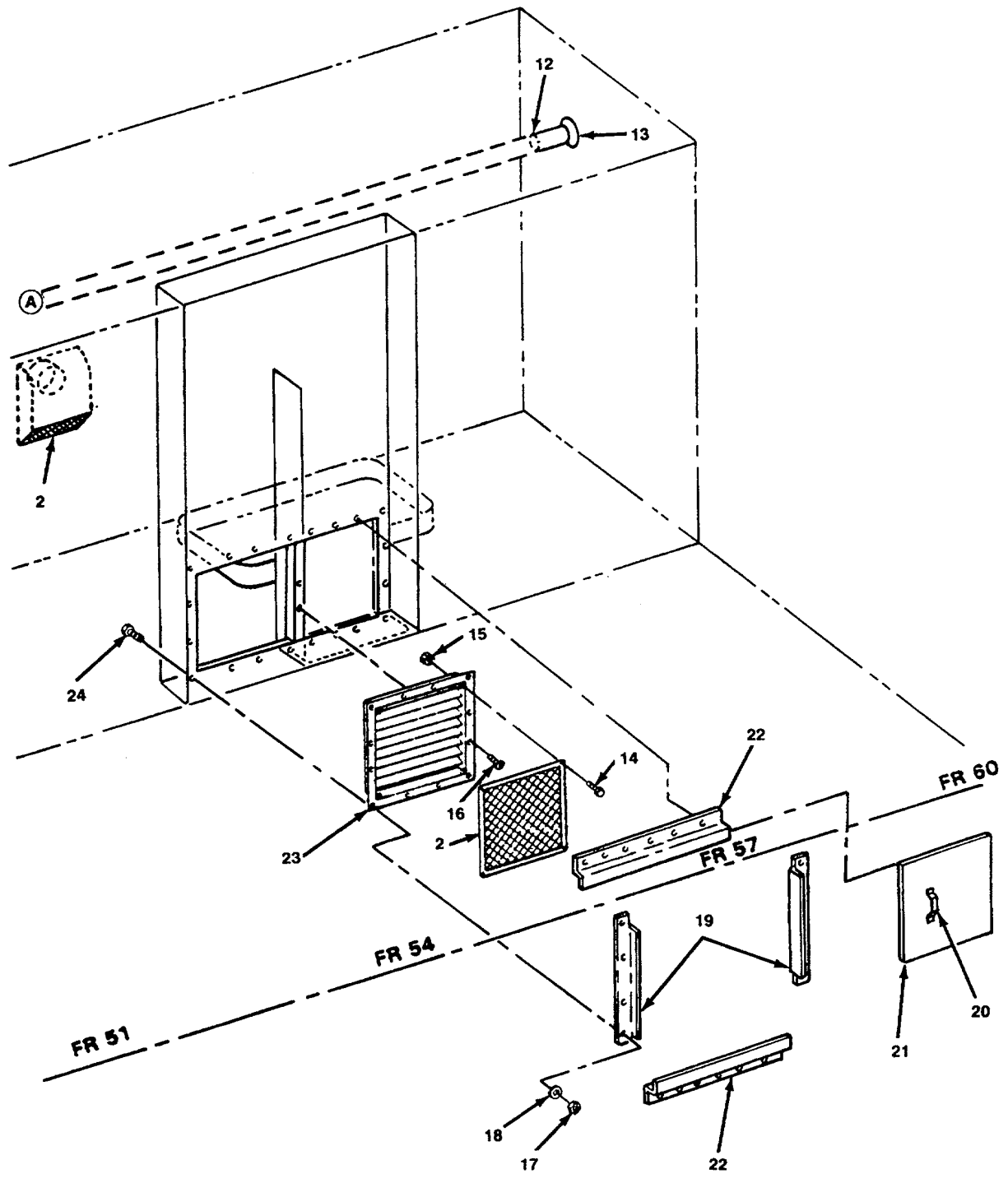


Figure 369. HVAC Ducting (Sheet 2 of 2)

SECTION II

TM 55-1905-220-20P

(1) ITEM NO	(2) SMR CODE	(3) CAGE C C	(4) PART NUMBER	(5) DESCRIPTION AND USABLE ON CODES(UOC)	(6) QTY
				GROUP 11 HVAC SYSTEM	
				FIG. 369 HVAC DUCTING	
1	XDCZZ	80064	501-4661585-DET 16-D	VENT WASHER DRYER	1
3	XDCZZ	97537	JE-104A	TERMINAL EXHAUST 4 INCH DIA W/1-11 2 WIRE MESH	1
8	XDCZZ	80064	501-4661585-198	COVER ACCESS STEEL	1
14	PACZZ	96906	MS90725-6	SCREW,CAP,HEXAGON H	4
15	XDCZZ	96906	MS51967-2	NUT,PLAIN,HEXAGON	4
16	PACZZ	96906	MS16219-6	SCREW,MACHINE 3/8IN-16 UNC-2A X 1IN L CRES	4
17	PACZZ	96906	MS51967-8	NUT,PLAIN,HEXAGON	23
18	PACZZ	96906	MS27183-14	WASHER,FLAT .406 ID X .812 OD X 065 BASIC THK CD PL STEEL	20
23	XDCZZ	80064	501-4661585-DET 12A	LOUVER 20X20X1 INCH W/1-1/2 INCH WIRE MESH 3IN DIA	1
24	PACZZ	96906	MS90725-60	SCREW,CAP,HEXAGON H	23

END OF FIGURE

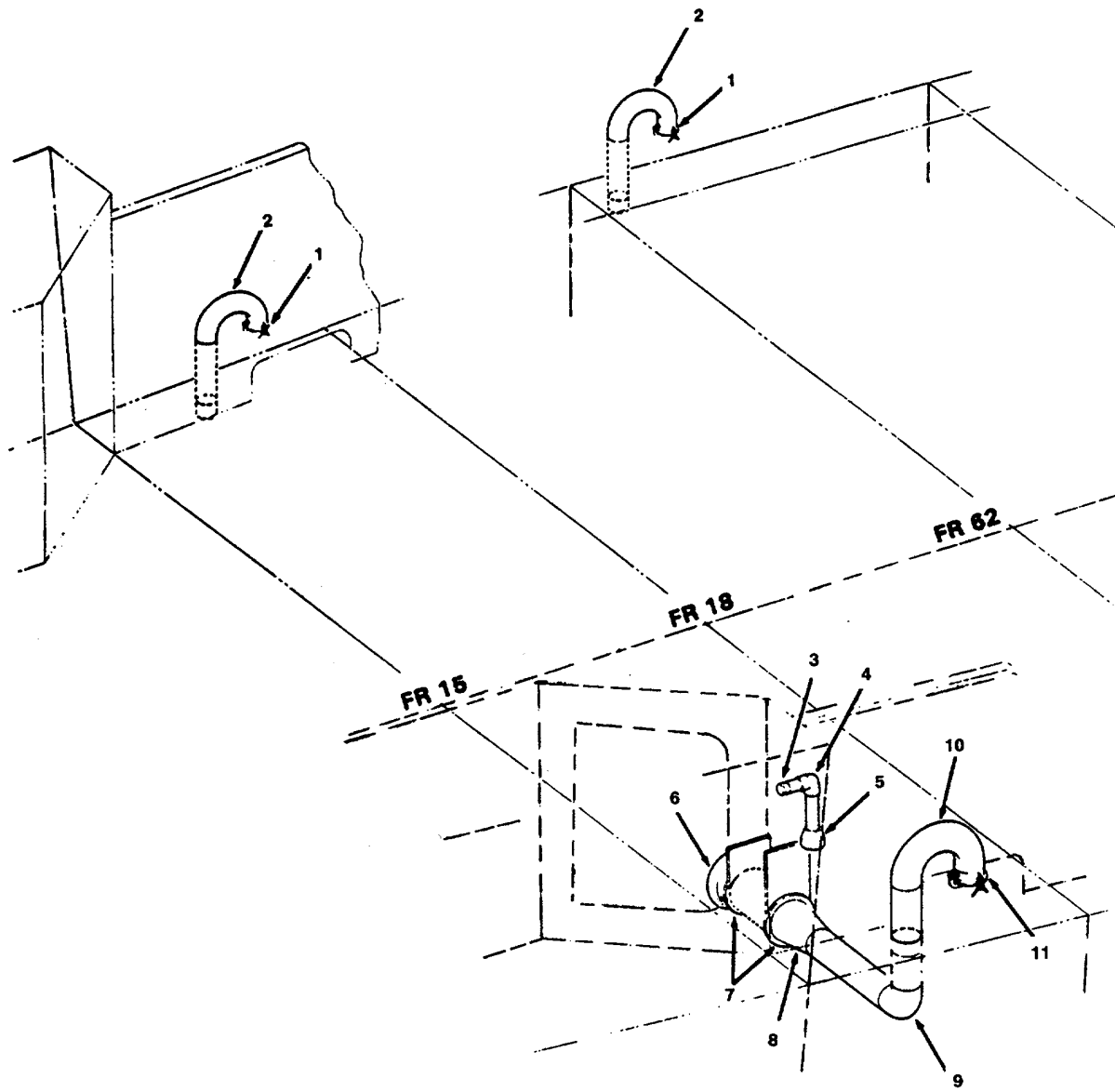


Figure 370. HVAC Ducting (Sheet 1 of 2)

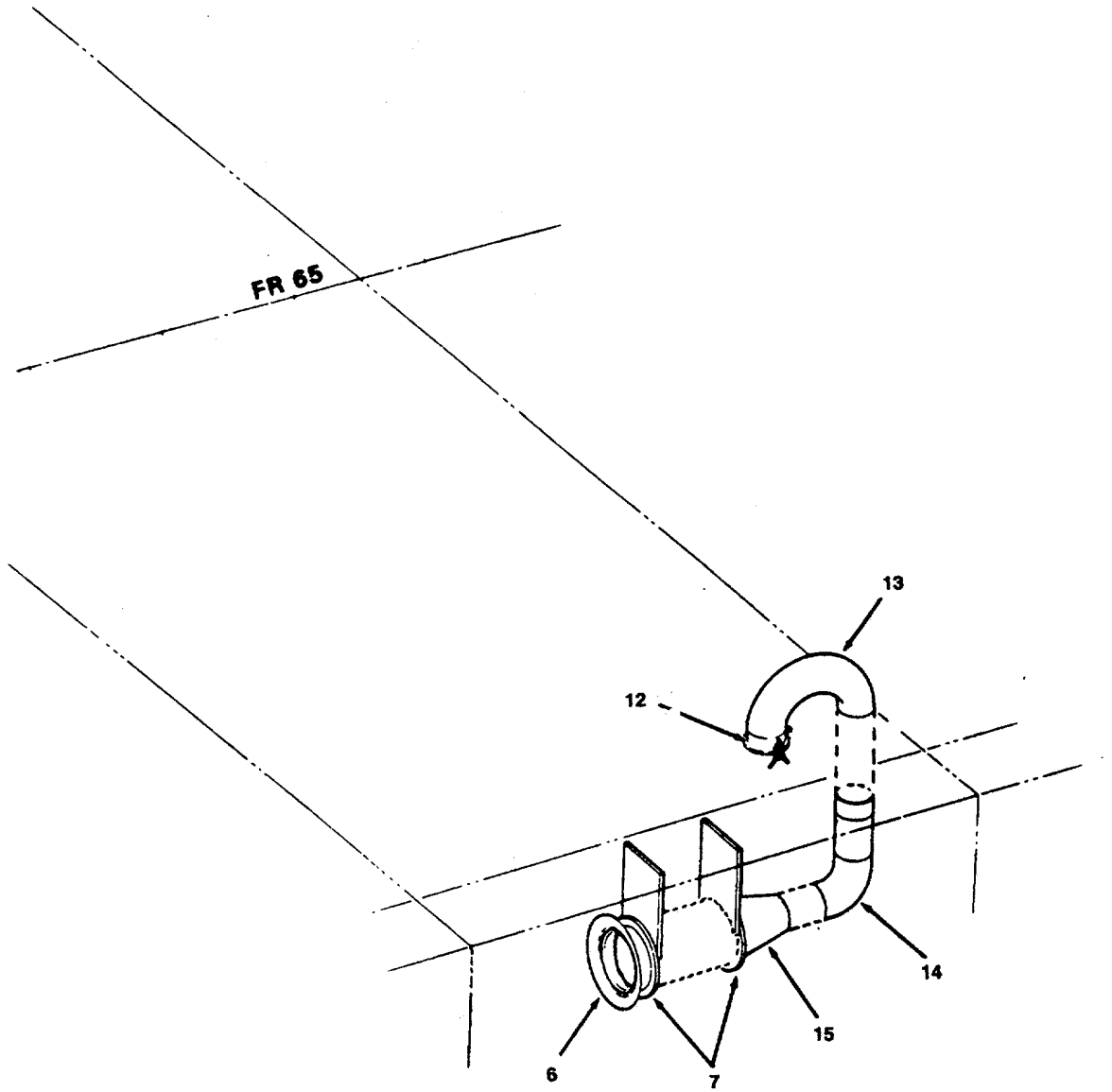


Figure 370. HVAC Ducting (Sheet 2 of 2)

SECTION II

TM 55-1905-220-20P

(1) ITEM NO	(2) SMR CODE	(3) CAGE C	(4) PART NUMBER	(5) DESCRIPTION AND USABLE ON CODES(UOC)	(6) QTY
				GROUP 11	HVAC SYSTEM
				FIG. 370	HVAC DUCTING
1	XDCZZ	97537	23-1	COVER WATER TIGHT 4 INCH DIA W/1/2	2
				WIRE MESH	
11	XDCZZ	97537	23-1	COVER WATERTIGHT 6 INCH DIA W/1/2	1
				WIRE MESH	
12	XDCZZ	97537	23-1	COVER WATERTIGHT 5 INCH DIA W/1/2	1
				WIRE MESH	
13	XDCZZ	80064	501-4661585-10	RETURN 180 DEGREE LONG RADIUS 5	1
				INCH DIA	
				END OF FIGURE	

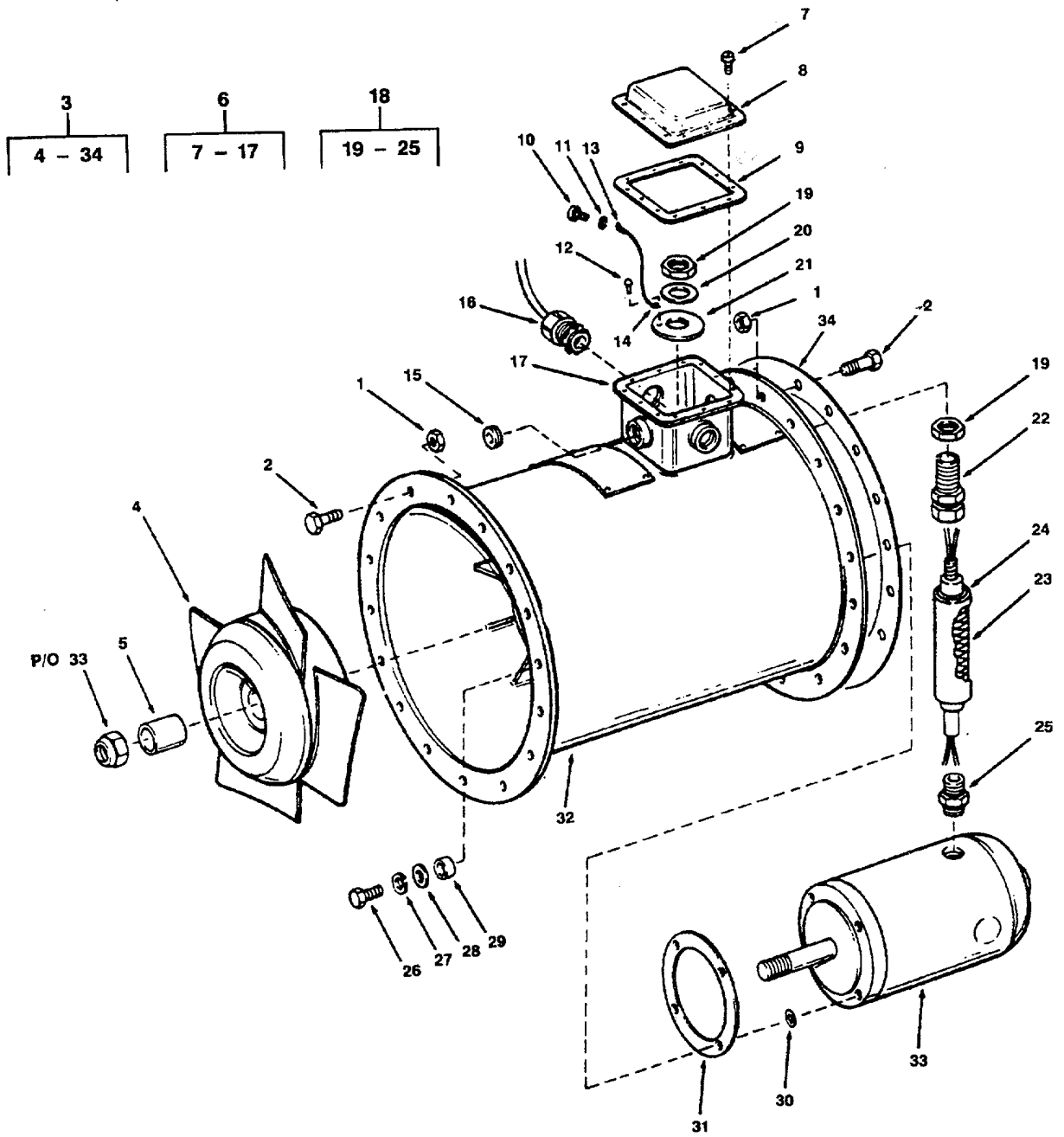


Figure 371. Exhaust Fan

SECTION II

TM 55-1905-220-20P

(1) ITEM NO	(2) SMR CODE	(3) CAGE C	(4) PART NUMBER	(5) DESCRIPTION AND USABLE ON CODES(UOC)	(6) QTY
				GROUP 11	HVAC SYSTEM
				FIG. 371	EXHAUST FAN
1	PACZZ	96906	MS51967-14	NUT,PLAIN,HEXAGON	64
2	PACZZ	96906	MS90725-109	SCREW,CAP,HEXAGON H	64
3	PACHH	09519	XA1A4W5	FAN,VANE,AXIAL ENGINE ROOM EXHAUST,	2
				BUFFALO FORGE ORDER NO. 75T-1686	
4	XDCZZ	09519	5W-33754-2	WHEEL ASSEMBLY AXIAL FAN 4 BLADE	1
5	XDCZZ	09519	E059172	SPACER FAN MOTOR SHAFT	1
6	XDCZZ	09519	5W-39654-1	CONDUIT BOX ASSEMBLY AXIAL FAN	1
7	XDCZZ	09519	5W-39654-36	FASTENER SEMS STEEL	12
8	XDCZZ	09195	5W-39654-9	COVER CONDUIT BOX	1
9	PCCZZ	09519	5W-39654-10	GASKET RUBBER	1
10	PACZZ	96906	MS35206-241	SCREW,MACHINE HEAD	1
11	PACZZ	96906	MS35338-42	WASHER,LOCK	1
12	XDCZZ	09519	4W-34473-10	RIVET TINNERS 2 LB BRASS	1
13	XDCZZ	04618	33217	TERMINAL RING	1
14	XDCZZ	04618	33219	TERMINAL SPADE	1
15	XDCZZ	09519	5W-39654-39	PLUG PIPE 1 INCH STANDARD	3
				COUNTERSUNK.....	
16	XDCZZ	09519	5W-39654-37	COUPLING PIPE SPECIAL STEEL	3
17	XDCZZ	09519	5W-39654-7	BOX CONDUIT	1
18	XDCZZ	09519	4W-58326-4	CONDUIT ASSEMBLY AXIAL FAN 9/16 ID	1
19	XDCZZ	09519	9W-58437-36	NUT HEXAGON 1/2 BRASS	2
20	XDCZZ	09519	4W-58331	WASHER COPPER 1/2 INCH CONDUIT	1
				PIPE.....	
21	XDCZZ	09519	5V-8501-67-10	GASKET RUBBER	1
22	XDCZZ	09519	9W-58437-19	FITTING END 1/2 STRAIGHT PIPE	1
				THREAD BRASS.....	
23	XDCZZ	09519	9W-58437-20	SHEATH BRAID BRONZE	1
24	XDCZZ	09519	9W-58437-22	SLEEVE RUBBER CONDUIT	1
25	XDCZZ	09519	9W-58437-21	NIPPLE WITH 1/2HEX NUT BRASS	1
26	PACZZ	96906	MS90725-60	SCREW,CAP,HEXAGON H	4
27	PACZZ	96906	MS35335-32	WASHER,LOCK	4
28	PACZZ	96906	MS27183-13	WASHER,FLAT	4
29	XDCZZ	09519	9W-58437-16	BUSHING FABREEKA.....	4
30	XDCZZ	09519	4W-33551-2	WASHER 3-PLY FABREEKA.....	4
31	XDCZZ	09519	4W-33551-1	GASKET MOTOR FABREEKA 3-PLY	1
32	XDCZZ	09519	5W-35826-1	HOUSING ASSEMBLY AXIAL FAN	1
33	PACHH	50380	705474	MOTOR,ALTERNATING C 60HZ 3PHASE	1
				3600RPM 3/4HP DRIP-PROOF BALL BEARING TYPE CLASS B INSULATION FRAME CZ50 DEGREE C AMBIENT	
34	XDCZZ	80064	501-4661585-208	GASKET 160DX12-3/4IDX1/8 INCH	4
				NEOPRENE	

END OF FIGURE

371-1

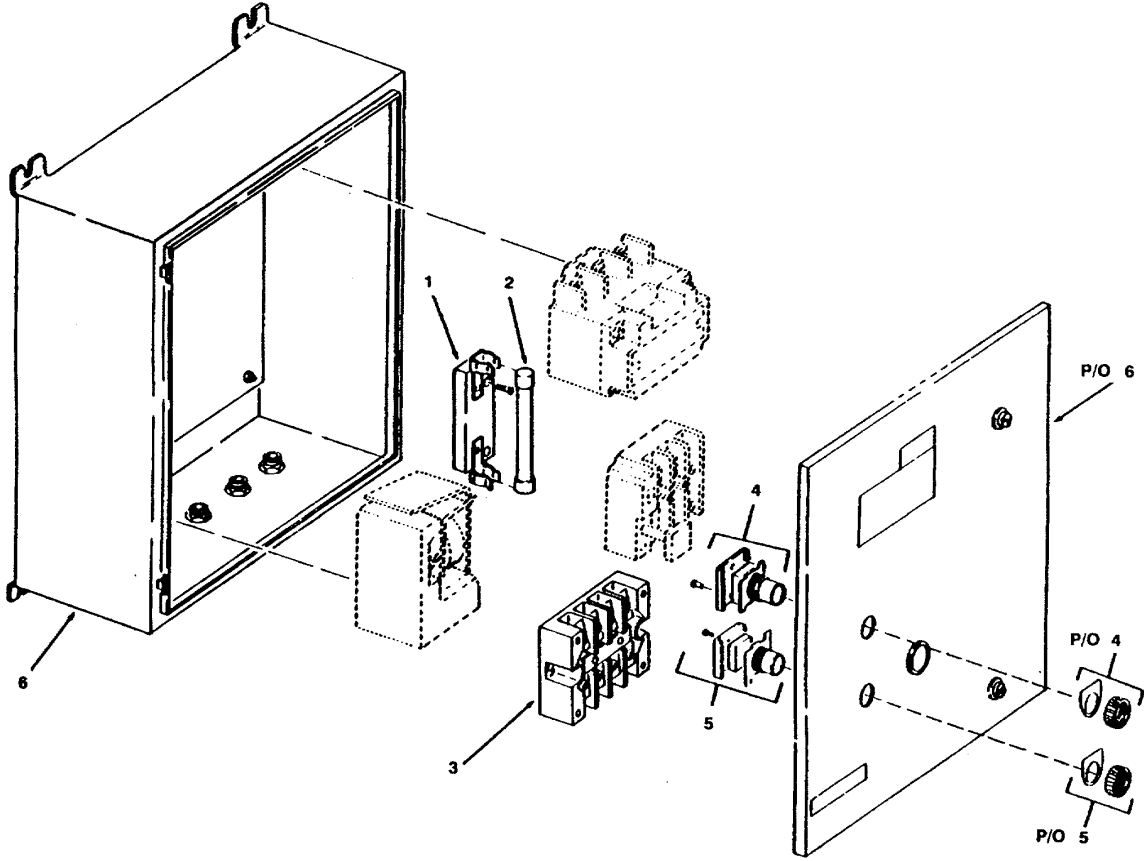


Figure 372. Controller

SECTION II **TM 55-1905-220-20P**

(1) ITEM NO	(2) SMR CODE	(3) CAGE C	(4) PART NUMBER	(5) DESCRIPTION AND USABLE ON CODES(UOC)	(6) QTY
				GROUP 11 HVAC SYSTEM	
				FIG. 372 CONTROLLER	
	XDCHH	27192	6862ED1847	CONTROLLER AC MAGNETIC 440VAC 3 PH	2
				60 HERTZ ENGINE ROOM FANS	
1	XDCZZ	27192	10982H2A3	BLOCK FUSE 30 AMPERE 600 VOLT	1
2	PACZZ	27192	611-683	FUSE,CARTRIDGE VOLT	1
3	XDCZZ	27192	10987H16	BLOCK TERMINAL 30 AMPERE 4	1
				TERMINAL	
4	XDCZZ	27192	10250T101-IM33	PUSHBUTTON START	1
5	XDCZZ	27192	10250T102-IM34	PUSHBUTTON STOP	1

END OF FIGURE

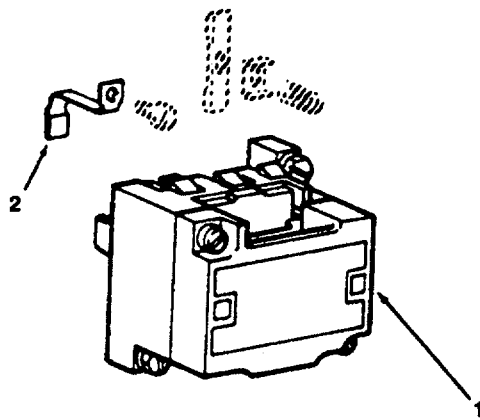


Figure 373. Starter

SECTION II

TM 55-1905-220-20P

(1) ITEM NO	(2) SMR CODE	(3) CAGE C	(4) PART NUMBER	(5) DESCRIPTION AND USABLE ON CODES(UOC)	(6) QTY
				GROUP 11 HVAC SYSTEM	
				FIG. 373 STARTER	
	XDCZZ	27192	A10BN0	STARTER 3 POLE 3 PH MAGNETIC 965	2
				SIZE 0	
1	XDCZZ	27192	C10BX	POWER UNIT STARTER IDENTICAL TO	1
				STARTER 65-679-3C EXCEPT FOR STATIONARY CONTACT	
2	PACZZ	27192	23-3470	CONTACT,ELECTRICAL PART OF KIT	6
				P/N 6-22-2	
	PACZZ	27192	6-22-2	CONTACT KIT,ELECTRI CONTACTS	1
				END OF FIGURE	

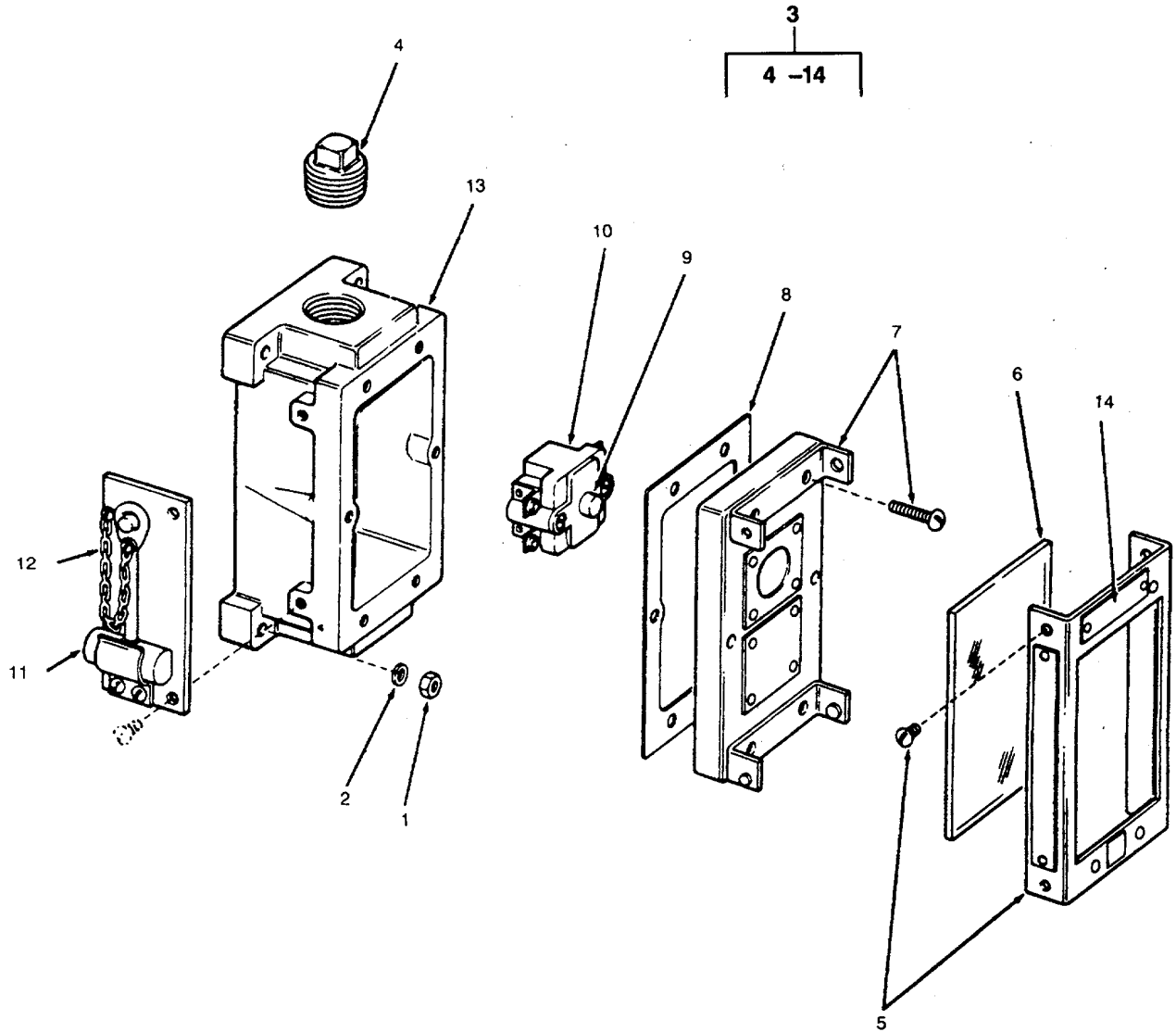


Figure 374. Breakglass Control Station

SECTION II

TM 55-1905-220-20P

(1) ITEM NO	(2) SMR CODE	(3) CAGE C	(4) PART NUMBER	(5) DESCRIPTION AND USABLE ON CODES(UOC)	(6) QTY
GROUP 11 HVAC SYSTEM					
FIG. 374 BREAKGLASS CONTROL STATION					
1	PACZZ	96906	MS35649-2252	NUT,PLAIN,HEXAGON	8
2	PACZZ	96906	MS35338-44	WASHER,LOCK	8
3	XDCHH	27192	6881ED135-19	STATION CONTROL SINGLE ELEMENT	2
				WITH BREAKGLASS	
4	PACZZ	96906	MS20913-8S	PLUG,PIPE	2
5	XDCZZ	27192	47-19847	COVER ASSEMBLY GLASS	1
6	XDCZZ	27192	47-21274	GLASS WINDOW	1
7	XDCZZ	27192	49-3363	COVER CONTROL STATION	1
8	PACZZ	27192	32-577	GASKET CONTROL STATION	1
9	PACZZ	27193	86-2427-3	SWITCH,PUSH CONTROL STATION	1
10	XDCZZ	27192	86-2369-3	SWITCH,PUSH CONTROL STATION	1
11	XDCZZ	27192	53-1540	HAMMER CONTROL STATION	1
12	XDCZZ	27192	801-8	CHAIN HAMMER	1
13	XDCZZ	27192	49-4253	CASE CONTROL STATION	1
14	XDCZZ	27192	30-3696	PLATE IDENTIFICATION CONTROL	1
				STATION	

END OF FIGURE

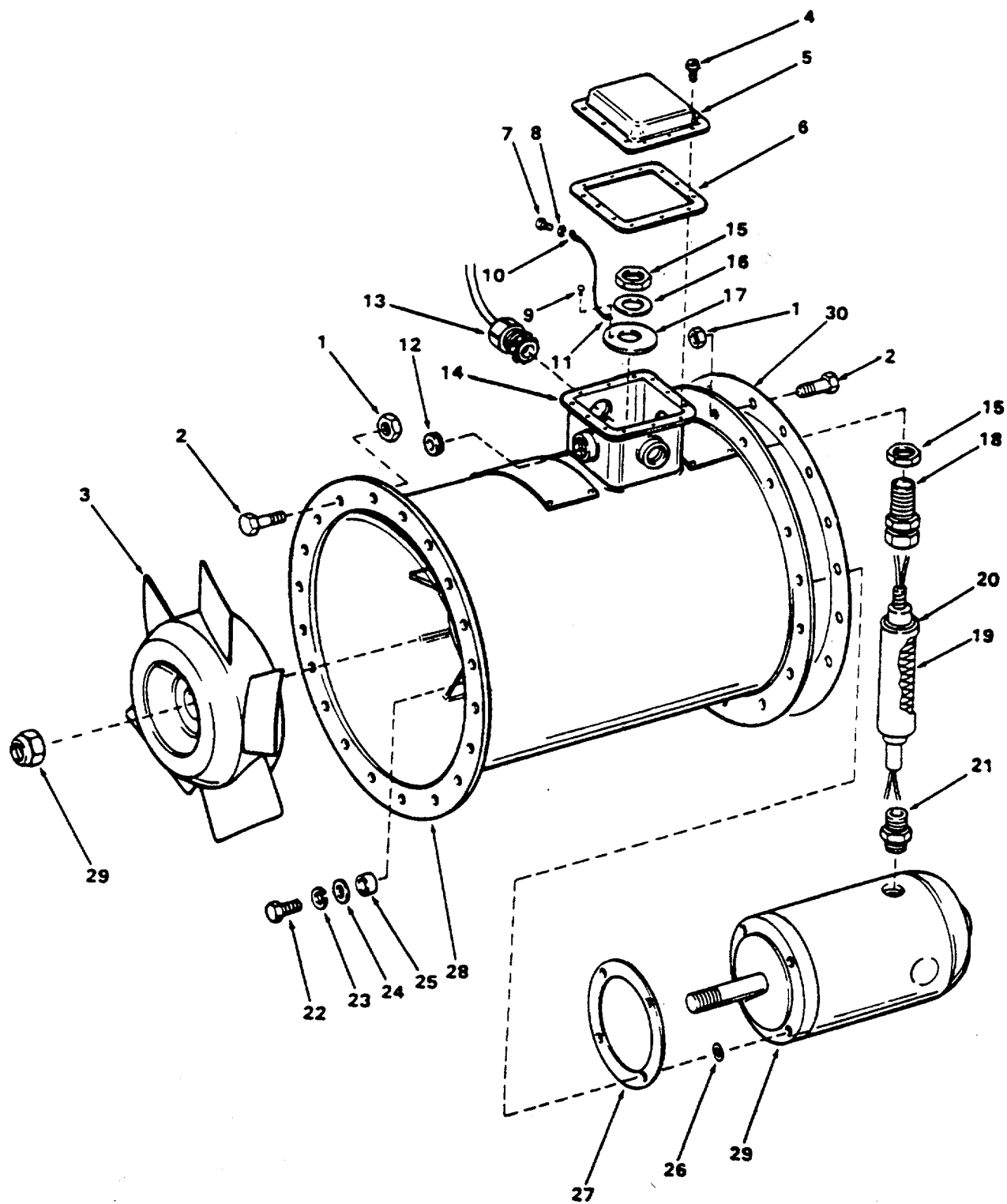


Figure 375. Exhaust Fan.

SECTION II

TM 55-1905-220-20P

(1) ITEM NO	(2) SMR CODE	(3) CAGE C	(4) PART NUMBER	(5) DESCRIPTION AND USABLE ON CODES(UOC)	(6) QTY
				GROUP 11	HVAC SYSTEM
				FIG. 375	EXHAUST FAN
1	PACZZ	96906	MS51967-14	NUT,PLAIN,HEXAGON	40
2	PACZZ	96906	MS90725-109	SCREW,CAP,HEXAGON H	40
3	XDCHH	09519	9W-58010	FAN VANE AXIAL NAVY GALLEY	1
				WASHROOM MACHINERY ACCESS SPACE EXHAUST	
4	XDCZZ	09519	5W-34029-2	WHEEL ASSEMBLY AXIAL FAN 5 BLADE	1
5	XDCZZ	09519	5W-39654-1	CONDUIT BOX ASSEMBLY AXIAL FAN	1
6	XDCZZ	09519	5W-39654-36	FASTENER SEMS STEEL	12
7	XDCZZ	09195	5W-39654-9	COVER CONDUIT BOX	1
8	PCCZZ	09519	5W-39654-10	GASKET RUBBER	1
9	PACZZ	96906	MS35206-241	SCREW,MACHINE HEAD	1
10	PACZZ	96906	MS35338-42	WASHER,LOCK	1
11	XDCZZ	09519	4W-34473-10	RIVET TINNERS 2 LB BRASS	1
12	XDCZZ	04618	33217	TERMINAL RING	1
13	XDCZZ	04618	33219	TERMINAL SPADE	1
14	XDCZZ	09519	5W-39654-39	PLUG PIPE 1 INCH STANDARD	3
				COUNTERSUNK.....	
15	XDCZZ	09519	5W-39654-37.	COUPLING PIPE SPECIAL STEEL	3
16	XDCZZ	09519	5W-39654-7	BOX CONDUIT	1
17	XDCZZ	09519	4W-58326-3	CONDUIT ASSEMBLY AXIAL FAN	1
18	XDCZZ	09519	9W-58010-34	NUT HEX:3/4-14 BRASS	2
19	XDCZZ	09519	4W-58331-1	WASHER COPPER	1
20	XDCZZ	09519	5W-8501-67-10	GASKET RUBBER	1
21	XDCZZ	09519	9W-58010-19	FITTING END 1/2 STRAIGHT PIPE	1
				THREAD BRASS	
22	XDCZZ	09519	9W-58010-20	SHEATH BRAID BRONZE	1
23	XDCZZ	09519	9W-58010-22	SLEEVE RUBBER	1
24	XDCZZ	09519	9W-58010-21	NIPPLE WITH 1/2HEX NUT BRASS	1
25	PACZZ	96906	MS90725-60	SCREW,CAP,HEXAGON H	4
26	PACZZ	96906	MS35335-32	WASHER,LOCK	4
27	PACZZ	96906	MS27183-13	WASHER,FLAT	4
28	XDCZZ	09519	5W-28829-24	BUSHING FABREEKA	4
29	XDCZZ	09519	4W-33551-2	WASHER 3-PLY FABREEKA	4
30	XDCZZ	09519	4W-33551-1	GASKET MOTOR FABREEKA 3-PLY	1
31	XDCZZ	09519	5W-58011-1	HOUSING ASSEMBLY AXIAL FAN	1
32	PACHD	50380	705472	MOTOR,ALTERNATING C 60HZ 3PHASE	1
				3600RPM 1-1/4HP TOTALLY-ENCLOSED	
				BALL BEARING TYPE CLASS B	
				INSULATION FRAME M56CZ 50 DEGREE C	
				AMBIENT	
33	XDCZZ	80064	501-4661585-213	GASKET 17 1/2 OD X 14 1/4 ID X 1/8	2
				INCH NEOPRENE	

END OF FIGURE

375-1

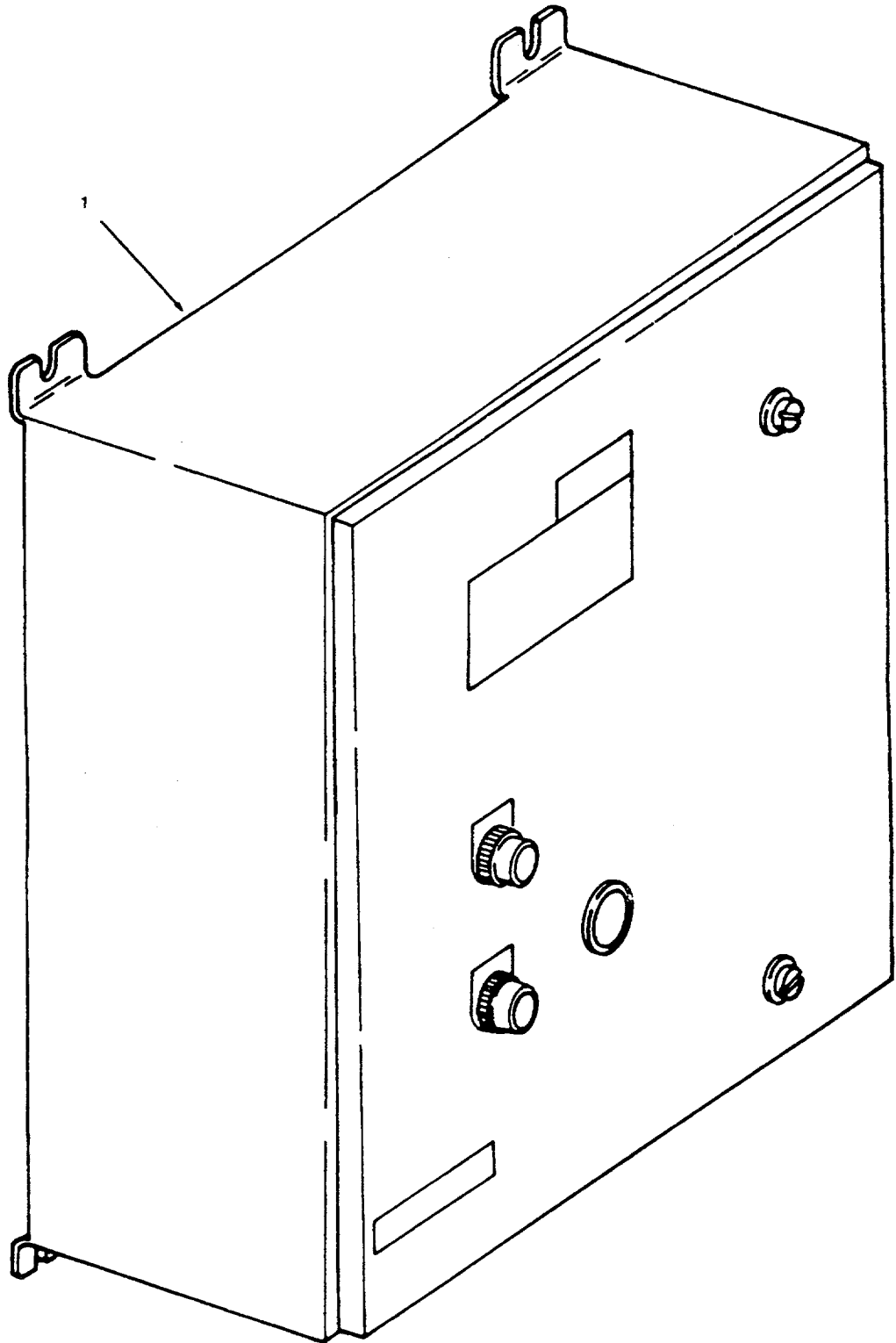


Figure 376. Magnetic Controller

SECTION II

TM 55-1905-220-20P

(1) ITEM NO	(2) SMR CODE	(3) CAGE C	(4) PART NUMBER	(5) DESCRIPTION AND USABLE ON CODES(UOC)	(6) QTY
				GROUP 11 HVAC SYSTEM	
				FIG. 376 MAGNETIC CONTROLLER	
1	XDCHH	27192	6862ED1847	CONTROLLER AC MAGNETIC 440VAC 3 PH	1
				60 HERTZ GALLEY VENT FAN -	
				IDENTICAL TO ENGINE RM FAN	
				CONTROLLERS.....	
				END OF FIGURE	

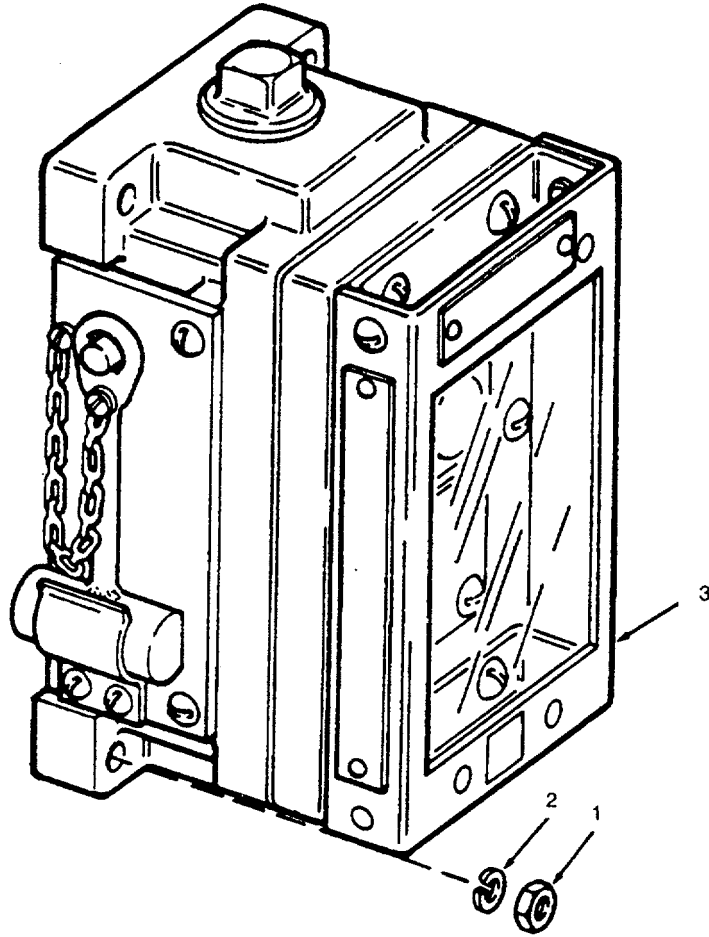


Figure 377. Breakglass Control Station

SECTION II

TM 55-1905-220-20P

(1) ITEM NO	(2) SMR CODE	(3) CAGE C	(4) PART NUMBER	(5) DESCRIPTION AND USABLE ON CODES(UOC)	(6) QTY
				GROUP 11 HVAC SYSTEM	
				FIG. 377 BREAKGLASS CONTROL STATION	
1	PACZZ	96906	MS35649-2252	NUT,PLAIN,HEXAGON	4
2	PACZZ	96906	MS35338-44	WASHER,LOCK	4
3	XDCHH	27192	6881ED135-19	STATION CONTROL SINGLE ELEMENT	1
				WITH BREAKGLASS (IDENTICAL TO	
				CONTROL STATION USED FOR ENGINE	
				ROOM FANS) SEE FIG 374 FOR BREAKDOWN	
				END OF FIGURE	

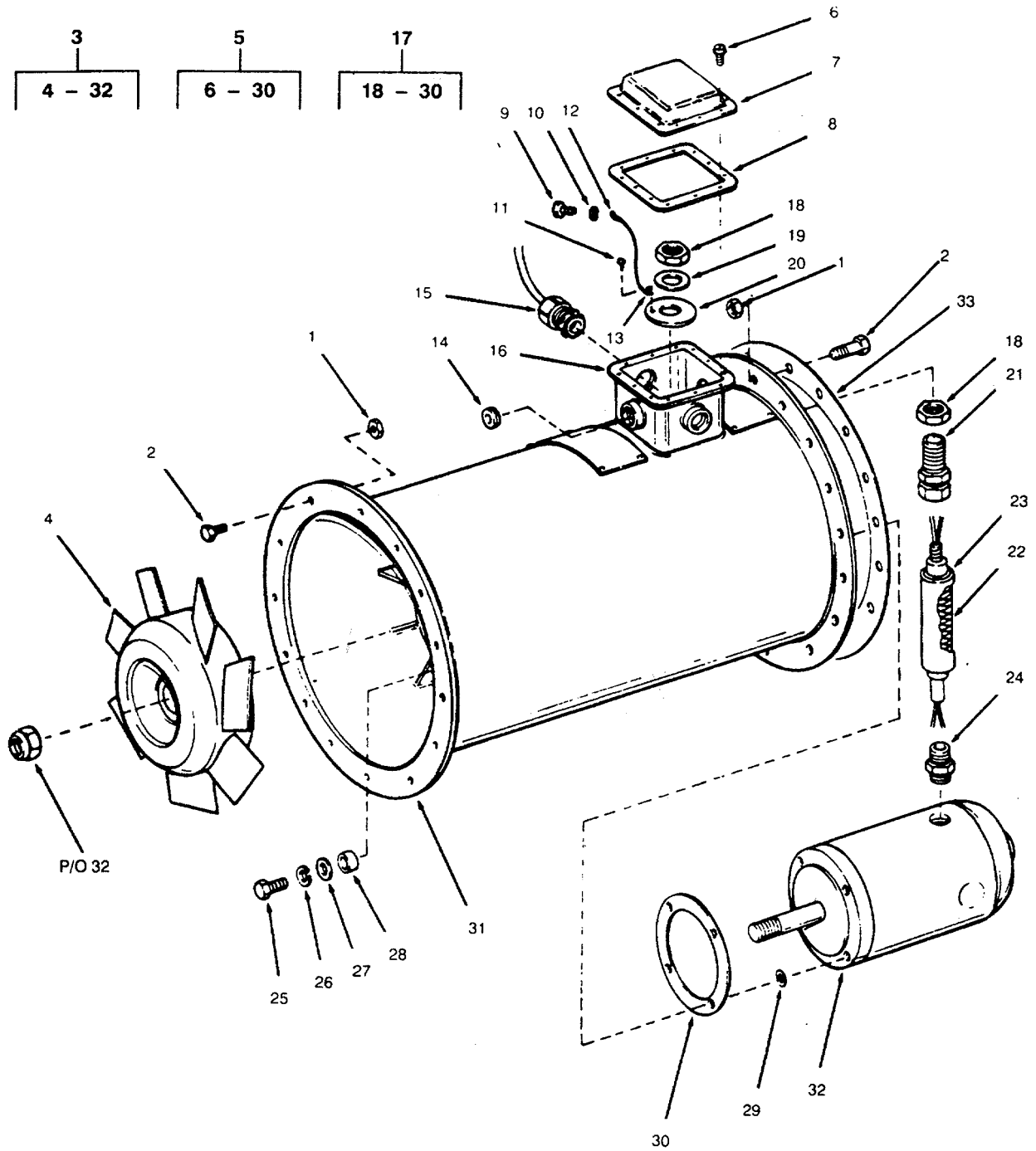


Figure 378. Exhaust Fan

SECTION II **TM 55-1905-220-20P**

(1) ITEM NO	(2) SMR CODE	(3) CAGE C	(4) PART NUMBER	(5) DESCRIPTION AND USABLE ON CODES(UOC)	(6) QTY
				GROUP 11 HVAC SYSTEM	
				FIG. 378 EXHAUST FAN	
1	PACZZ	96906	MS51967-14	NUT,PLAIN,HEXAGON	28
2	PACZZ	96906	MS90725-109	SCREW,CAP,HEXAGON H	28
3	XDCHH	09519	9W-57010(75T1684)	FAN VANE AXIAL NAVY AIR	1
				CONDITIONING MACHINERY AND SPARES	
				SPACE EXHAUST	
4	XDCZZ	09519	5W-32362	WHEEL ASSEMBLY AXIAL FAN 7 BLADE	1
5	XDCZZ	09519	5W-39654-1	CONDUIT BOX ASSEMBLY AXIAL FAN	1
6	XDCZZ	09519	5W-39654-36	FASTENER SEMS STEEL	12
7	XDCZZ	09195	5W-39654-9	COVER CONDUIT BOX	1
8	PCCZZ	09519	5W-39654-10	GASKET RUBBER	1
9	PACZZ	96906	MS35206-241	SCREW,MACHINE HEAD	1
10	PACZZ	96906	MS35338-42	WASHER,LOCK	1
11	XDCZZ	09519	4W-34473-10	RIVET TINNERS 2 LB BRASS	1
12	XDCZZ	04618	33217	TERMINAL RING	1
13	XDCZZ	04618	33219	TERMINAL SPADE	1
14	XDCZZ	09519	5W-39654-39	PLUG PIPE 1 INCH STANDARD	3
				COUNTERSUNK.....	
15	XDCZZ	09519	5W-39654-37	COUPLING PIPE SPECIAL STEEL	3
16	XDCZZ	09519	5W-39654-7	BOX CONDUIT	1
17	XDCZZ	09519	4W-58326-2	CONDUIT ASSEMBLY AXIAL FAN	1
18	XDCZZ	09519	9W-57010-12	NUT HEXAGON 1/2 BRASS	2
19	XDCZZ	09519	4W-58331	WASHER COPPER	1
20	XDCZZ	09519	5V-8501-67-10	GASKET RUBBER	1
21	XDCZZ	09519	9W-57010-11	FITTING END 1/2 STRAIGHT PIPE	1
				THREAD BRASS.....	
22	XDCZZ	09519	9W-57010-13	SHEATH BRAID BRONZE	1
23	XDCZZ	09519	9W-57010-15	SLEEVE RUBBER CONDUIT	1
24	XDCZZ	09519	9W-57010-14	NIPPLE WITH 1/2HEX NUT BRASS	1
25	XDCZZ	96906	MS90725-59	SCREW,CAP,HEXAGON	4
26	PACZZ	96906	MS35335-32	WASHER,LOCK	4
27	PACZZ	96906	MS27183-13	WASHER,FLAT	4
28	XDCZZ	09519	9W-57010-34	BUSHING FABREEKA 3/8 ID X 1/2 OD	4
				X 3/16.....	
29	XDCZZ	09519	4W-33551-2	WASHER 3-PLY FABREEKA	4
30	XDCZZ	09519	5W-57228-4	GASKET MOTOR FABREEKA 3-PLY	1
31	XDCZZ	09519	5W-57011-1	HOUSING ASSEMBLY AXIAL F AN	1
32	PACFH	50380	E77Q1387M	.MOTOR,ALTERNATING C 60HZ 1PH	1
				3600RPM 1/3HP DRIP-PROOF BALL BEARING TYPE CLASS B INSULATION FRAME P48CZ 50 DEG C AMBIENT	
33	XDCZZ	80064	501-4661585-207	GASKET 13-1/40DX10IDX1/8 INCH	2
				NEOPRENE	

END OF FIGURE

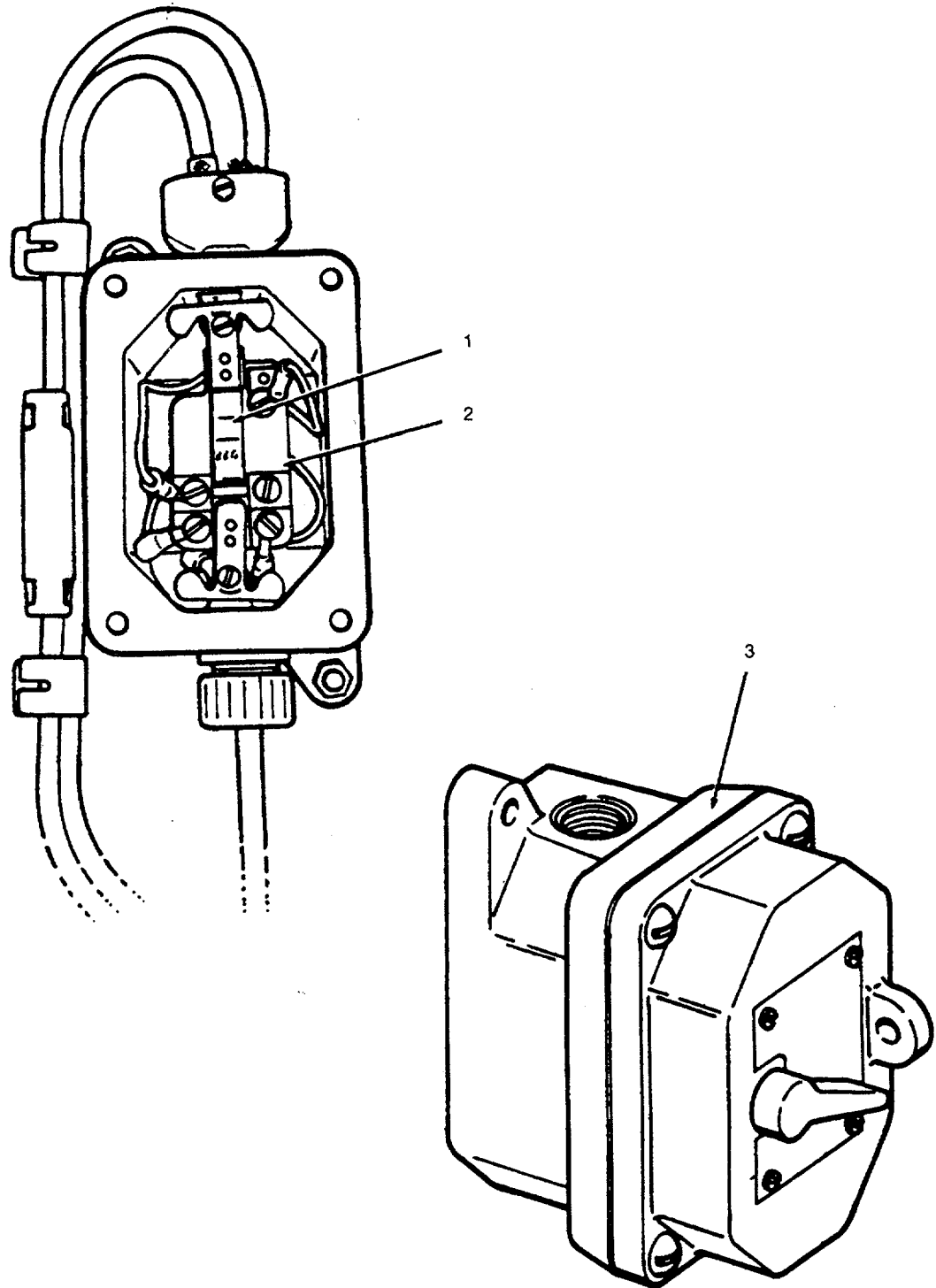


Figure 379. Manual Starter

SECTION II					
(1)	(2)	(3)	(4)	(5)	(6)
ITEM	SMR	CAGE CC	PART	DESCRIPTION AND USABLE ON CODES (UOC)	QTY
NO	CODE		NUMBER		
				GROUP 10 HVAC SYSTEM	
				FIG. 379 MANUAL	
	XDCZZ	27192 6808H5A		STARTER MANUAL 115 VOLT AC 1PH	1
				60HZ AIR COND MACH AND STORE RM FAN.	
1	XDCZZ	27181 82-2084-7		MECHANISM SWITCH	1
2	XDCZZ	27192 NPN	HEATER PACKAGE		1
3	XDCZZ	27192 NPN	ENCLOSURE STARTER NOT SERVICED		1
				SEPARATELY	

END OF FIGURE

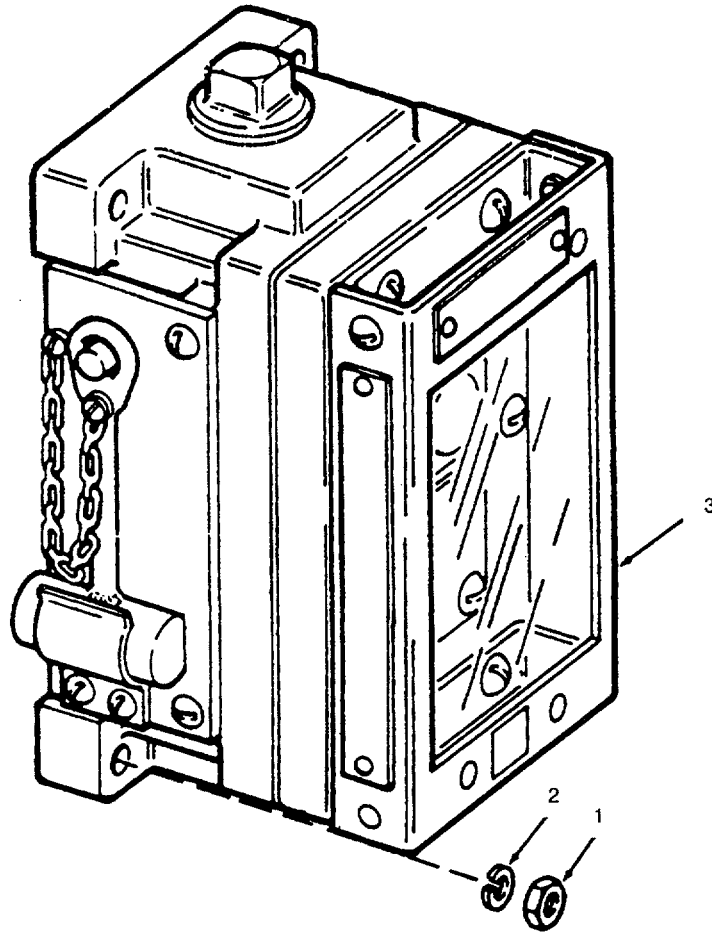


Figure 380. Breakglass Control Station

SECTION II

TM 55-1905-220-20P

(1) ITEM NO	(2) SMR CODE	(3) CAGEC	(4) PART NUMBER	(5) DESCRIPTION AND USABLE ON CODES(UOC)	(6) QTY
				GROUP 11	
				HVAC SYSTEM	
				FIG. 380	
				BREAKGLASS CONTROL STATION	
1	PACZZ	96906	MS35649-2252	NUT.PLAIN,HEXAGON	4
2	PACZZ	96906	MS35338-44	WASHER,LOCK	4
3	XDCZZ	27192	6881ED135-19	STATION CONTROL SINGLE ELEMENT	1
				WITH BREAKGLASS (IDENTICAL TO CONTROL STATION USED FOR ENGINE ROOM FANS) SEE FIG 374 FOR BREAKDOWN	

END OF FIGURE

(1) ITEM NO	(2) SMR CODE	(3) CAGEC	(4) PART NUMBER	(5) DESCRIPTION AND USABLE ON CODES(UOC)	(6) QTY
GROUP 11 HVAC SYSTEM					
FIG. 381 AXIAL VANE FAN					
1	PACZZ	96906	MS51967-8	NUT,PLAIN,HEXAGON	48
2	PACZZ	96906	MS90725-60	SCREW,CAP,HEXAGON H	48
3	XDCHH	09519	9W-58790	FAN VANE AXIAL NAVY ANCHOR WINCH	2
4	XDCZZ	09519	5W-41502-5	AND BOW RAMP WINCH EXHAUST	1
5	XDCZZ	09519	5W-39654-1	WHEEL ASSEMBLY AXIAL FAN 5 BLADE	1
6	XDCZZ	09519	5W-39654-36	CONDUIT BOX ASSEMBLY AXIAL FAN	12
7	XDCZZ	09195	5W-39654-9	FASTENER SEMS STEEL	1
8	PCCZZ	09519	5W-39654-10	COVER CONDUIT BOX	1
9	PACZZ	96906	MS35206-241	GASKET RUBBER	1
10	PACZZ	96906	MS35338-42	SCREW,MACHINE HEAD	1
11	XDCZZ	09519	4W-34473-10	WASHER,LOCK	1
12	XDCZZ	04618	33217	RIVET TINNERS 2 LB BRASS	1
13	XDCZZ	04618	33219	TERMINAL RING	1
14	XDCZZ	09519	5W-39654-39	TERMINAL SPADE	1
15	XDCZZ	09519	5W-39654-37	PLUG PIPE 1 INCH STANDARD	3
16	XDCZZ	09519	5W-39654-7	COUNTERSUNK	3
17	XDCZZ	09519	4W-58326-5	COUPLING PIPE SPECIAL STEEL	1
18	XDCZZ	09519	9W-58790-14	BOX CONDUIT	1
19	XDCZZ	09519	4W-58351-1	CONDUIT ASSEMBLY AXIAL FAN	1
20	XDCZZ	09519	5V-8501-67-7	NUT HEXAGON 1/2 BRASS	2
21	XDCZZ	09519	9W-58790-13	WASHER COPPER	1
22	XDCZZ	09519	9W-58790-15	GASKET CONDUIT RUBBER	1
23	XDCZZ	09519	9W-58790-17	FITTING END 1/2 STRAIGHT PIPE	1
24	XDCZZ	09519	9W-58790-16	THREAD BRASS	1
25	PACZZ	96906	MS90725-60	SHEATH BRAID BRONZE	1
26	PACZZ	96906	MS35335-32	SLEEVE RUBBER	1
27	PACZZ	96906	MS27183-13	NIPPLE WITH 1/2HEX NUT BRASS	1
28	XDCZZ	09519	5W-28829-24	SCREW,CAP,HEXAGON H	4
29	XDCZZ	09519	4W-33551-2	WASHER,LOCK	4
30	XDCZZ	09519	5W-57228-4	WASHER,FLAT	4
31	XDCZZ	09519	5W-39702-10	WASHER,FABREEKA	4
32	PACHH	50380	705473	BUSHING FABREEKA	4
33	XDCZZ	80064	501-4661585-206	WASHER 3-PLY FABREEKA	4
				GASKET MOTOR FABREEKA 3-PLY	1
				GASKET CONDUIT RUBBER	1
				HOUSING ASSEMBLY AXIAL FAN	1
				MOTOR,ALTERNATING C 60HZ 1PH	1
				3600RPM 1/5HP DRIP-PROF BALL	1
				FRAME M48CZ 50 DEG C AMBIENT	1
				GASKET 12-3/4ODX10IDX1/8 INCH	4
				NEOPRENE	1

END OF FIGURE

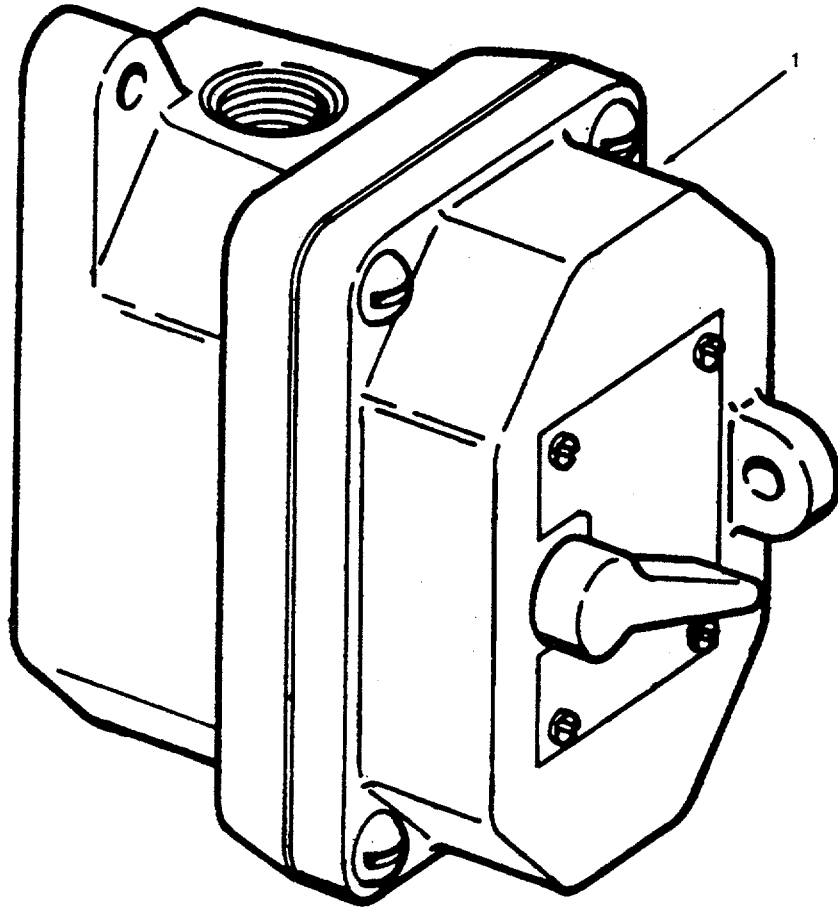


Figure 382. Manual Starter (Assembled)

SECTION II

TM 55-1905-220-20P

(1) ITEM NO	(2) SMR CODE	(3) CAGEC	(4) PART NUMBER	(5) DESCRIPTION AND USABLE ON CODES(UOC)	(6) QTY
				GROUP 11 HVAC SYSTEM	
				FIG. 382 MANUAL STARTER (ASSEMBLED)	
1	XDCZZ	27192	6808H5A	STARTER MANUAL 115VOLT AC 1PH 60HZ	2
				RAMP HDLG MACH & ANR WN RM IDEN TO	
				AIR COND MACH RM & STORE RM FAN	
				STARTER.....	

END OF FIGURE

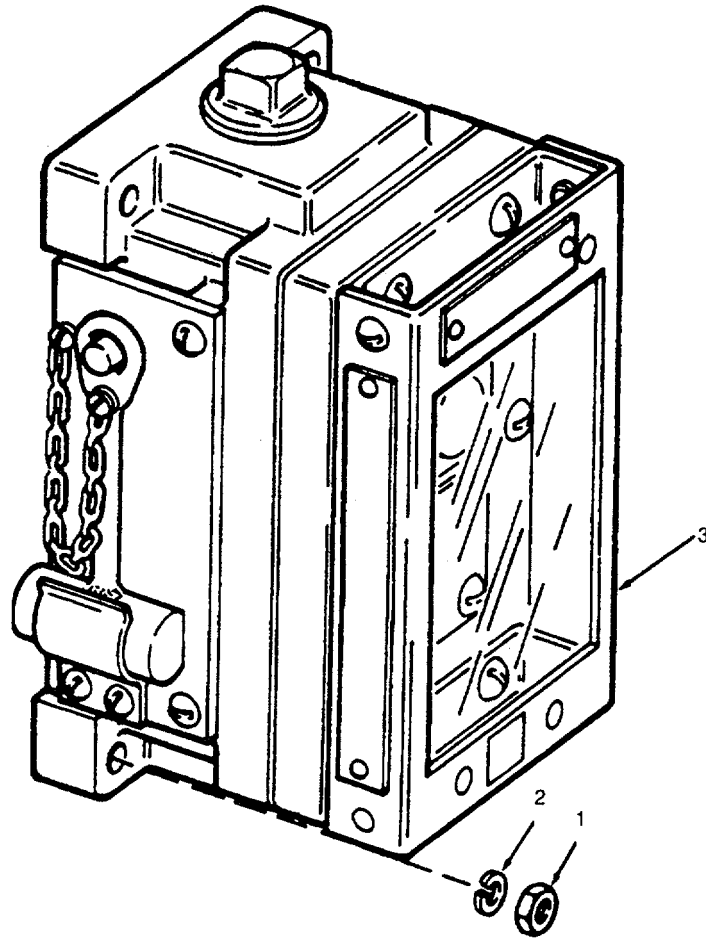


Figure 383. Breakglass Control Station

SECTION II

TM 55-1905-220-20P

(1) ITEM NO	(2) SMR CODE	(3) CAGEC	(4) PART NUMBER	(5) DESCRIPTION AND USABLE ON CODES(UOC)	(6) QTY
				GROUP 11 HVAC SYSTEM	
				FIG. 383 BREAKGLASS CONTROL STATION	
1	PACZZ	96906	MS35649-2252	NUT,PLAIN,HEXAGON	8
2	PACZZ	96906	MS35338-44	WASHER,LOCK	8
3	XDCZZ	27192	6881ED135-19	STATION CONTROL (IDENTICAL TO CONTROL STATION USED FOR ENGINE ROOM FANS).....	2

END OF FIGURE

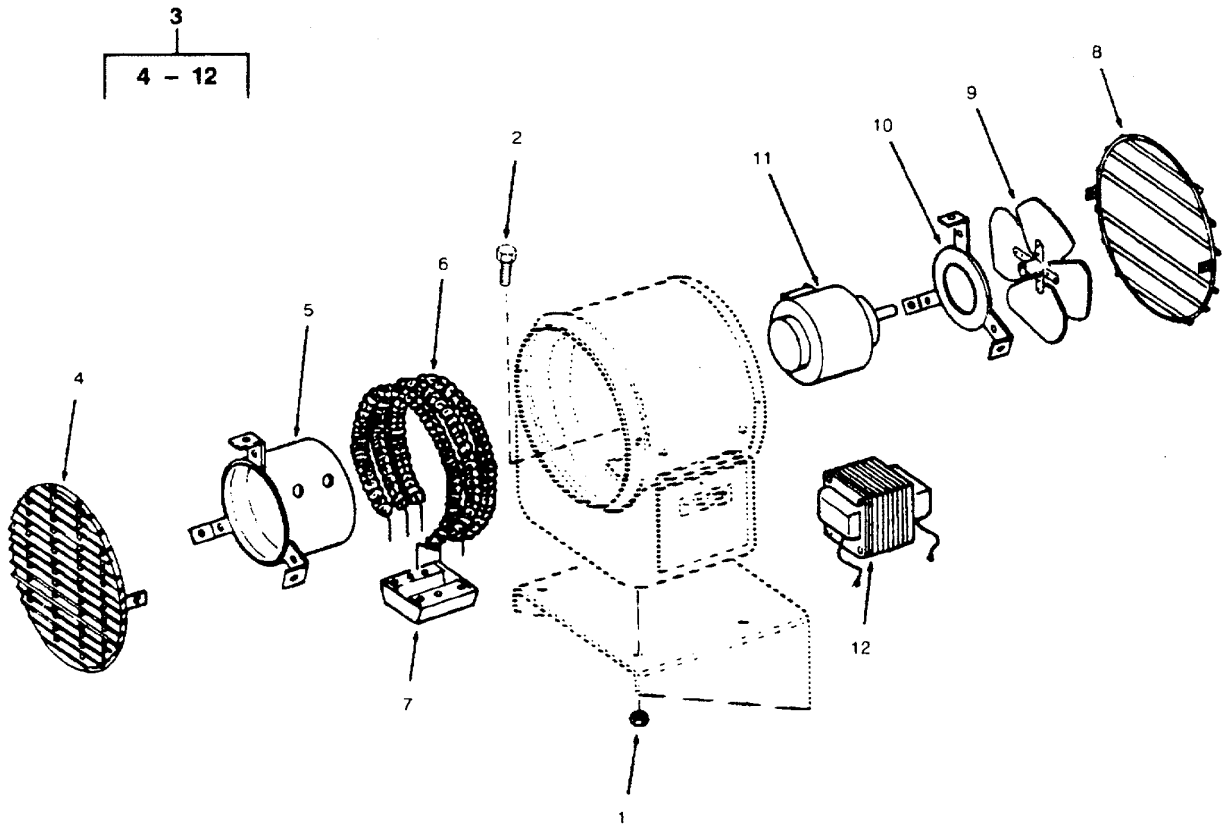


Figure 384. Blower Heater

SECTION II

TM 55-1905-220-20P

(1) ITEM NO	(2) SMR CODE	(3) CAGEC	(4) PART NUMBER	(5) DESCRIPTION AND USABLE ON CODES(UOC)	(6) QTY
GROUP 11 HVAC SYSTEM					
FIG. 384					
1	PACZZ	96906	MS51967-9	NUT,PLAIN,HEXAGON	8
2	PACZZ	96906	MS18154-60	SCREW,CAP,HEXAGON H 3/8-16X1 CAD PL	8
3	XDCHH	65586	UB-502-TR	HEATER ELECTRIC BLOWER 440V 60HZ	2
				3PH.....	
4	XDCZZ	65586	182-047073-002	LOUVER BLOWER HEATER.....	1
5	XDCZZ	65586	300-019698-005	CUTOUT THERMAL BLOWER HEATER	1
6	PACZZ	65586	118-045259-004	HEATING,ELEMENT BLOWER	3
7	PACZZ	65586	072-045810-001	RELAY,ELECTROMAGNET	1
8	XDCZZ	65586	134-006233-001	GRILLE BLOWER HEATER	1
9	XDCZZ	65586	112-045408-002	FAN BLOWER HEATER	1
10	XDCZZ	65586	126-045254-001	FRAME MOTOR MOUNTING	1
11	PACZZ	65586	193-047708-001	MOTOR,ALTERNATING C 120V 60HZ 1PH.	1

END OF FIGURE

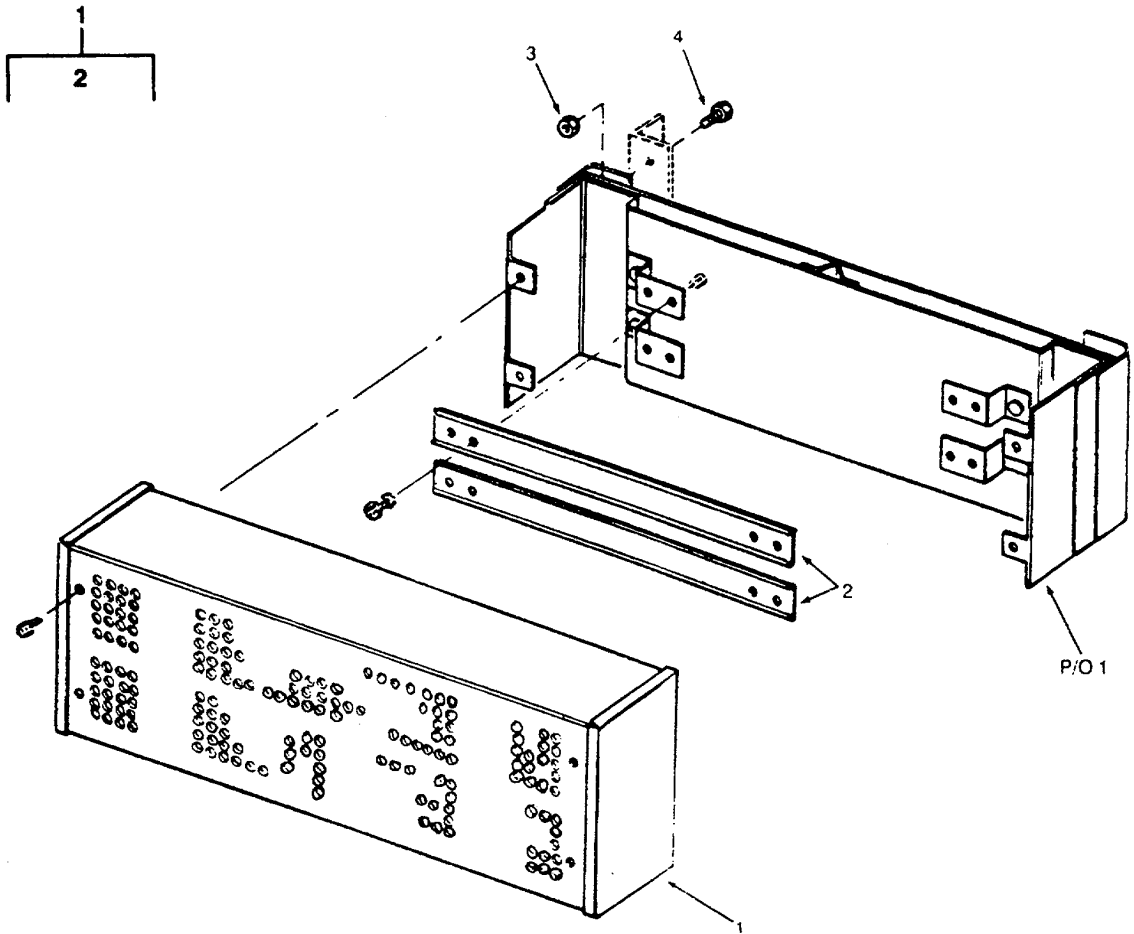


Figure 385. Electric Turret Heater

SECTION II

TM 55-1905-220-20P

(1) ITEM NO	(2) SMR CODE	(3) CAGEC	(4) PART NUMBER	(5) DESCRIPTION AND USABLE ON CODES(UOC)	(6) QTY
				GROUP 11 HVAC SYSTEM	
				FIG. 385 ELECTRIC TURRET HEATER	
1	XDCHH	65586	1H1801	HEATER ELECTRIC TURRET 120V 60HZ	4
				1PH WITHOUT SWITCH	
2	PACZZ	65586	261948	HEATER,SPACE,ELECTR TURRET HEATER	2
				1000 WATT 120V	
3	PACZZ	96906	MS51967-8	NUT,PLAIN,HEXAGON 3/8-16	16
4	PACZZ	96906	MS90725-60	SCREW,CAP,HEXAGON H 3/8-16X1 CAD PL	16

END OF FIGURE

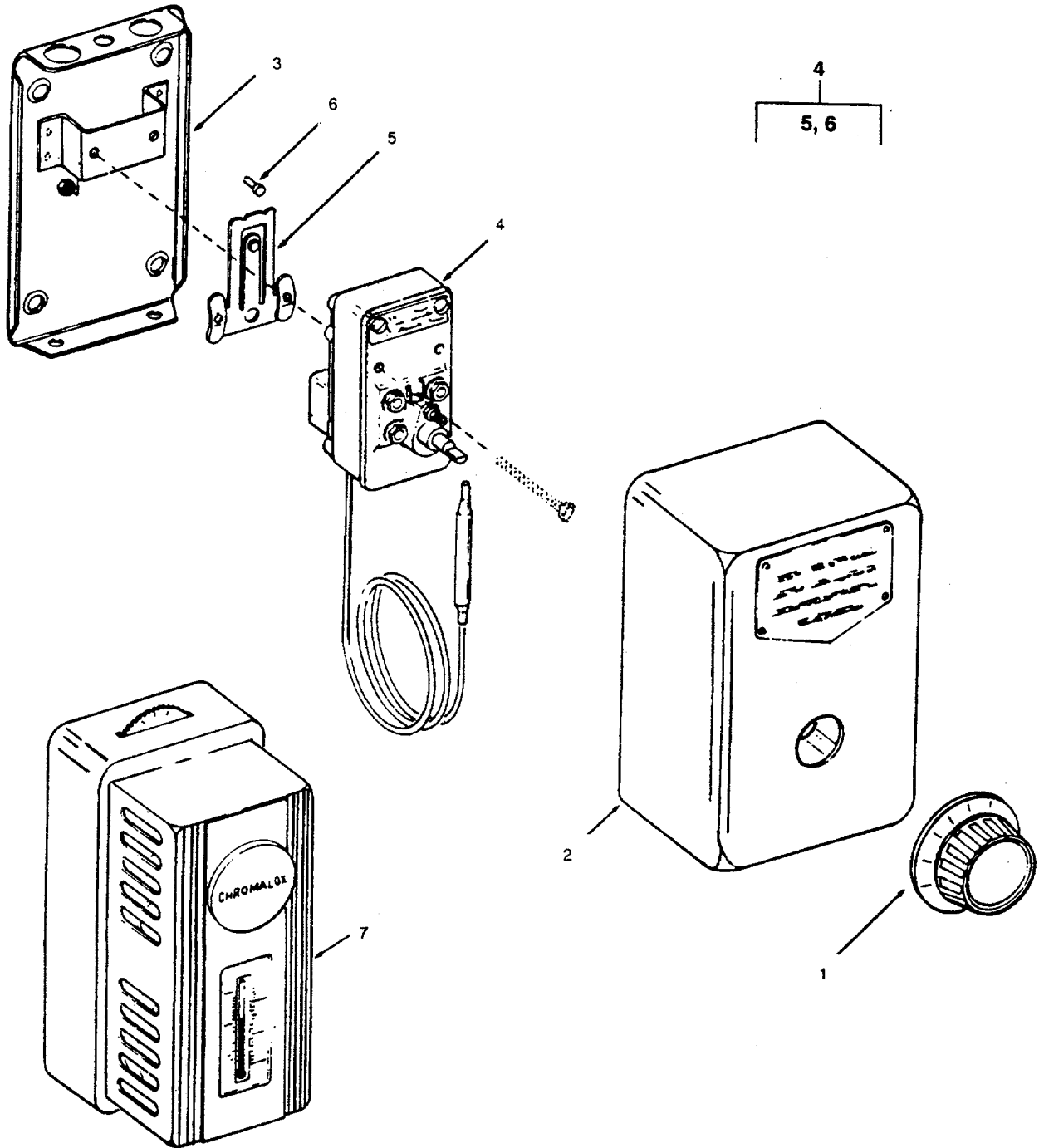


Figure 386. Thermostats

SECTION II

TM 55-1905-220-20P

(1) ITEM NO	(2) SMR CODE	(3) CAGEC	(4) PART NUMBER	(5) DESCRIPTION AND USABLE ON CODES(UOC)	(6) QTY
				GROUP 11 HVAC SYSTEM	
				FIG. 386 THERMOSTATS	
				THERMOSTAT 0 TO 100.....	1
1	XDCHH	65586	AR-1025	KNOB DIAL W/TEMPERATURE MARKINGS	1
2	XDCZZ	65586	1-17963	COVER THERMOSTAT	1
3	XDCZZ	65586	1-13871	BASE SUB-ASSEMBLY THERMOSTAT	1
4	XDCZZ	65586	1-13819	THERMOSTAT SUB-ASSEMBLY	1
5	XDCZZ	65586	19-17108	CONTACT ASSEMBLY MOVABLE	1
6	XDCZZ	65586	16-21531	TERMOSTAT	1
7	XDCZZ	65586	5--21531	CONTACTS STATIONARY	4
				THERMOSTAT 40 TO 80.....	11

END OF FIGURE

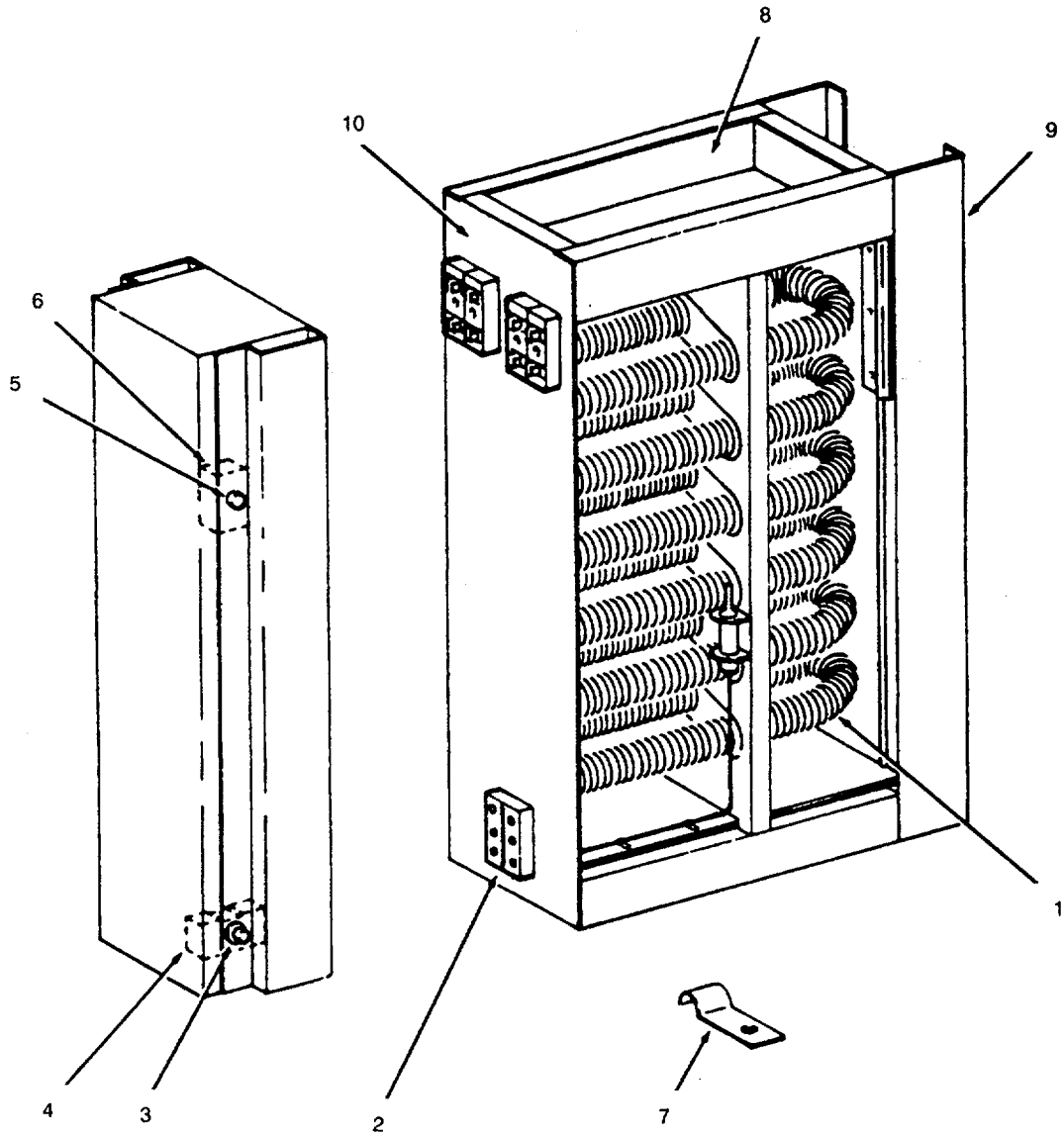


Figure 387. Duct Heater, 3.3 KW

SECTION II

TM 55-1905-220-20P

(1) ITEM NO	(2) SMR CODE	(3) CAGEC	(4) PART NUMBER	(5) DESCRIPTION AND USABLE ON CODES(UOC)	(6) QTY
				GROUP 11 HVAC SYSTEM	
				FIG. 387 DUCT HEATER, 3.3 KW	
	XDCHH	65586	DHMS-2F-012-W06H	HEATER DUCT TYPE F 3.3KW 480VAC 1	1
			4KW480V-1P-1S	PH (TWO ELEMENTS)	
1	PACZZ	90176	1802-7096-091	HEATING ELEMENT,ELE VOLTS 1667	2
				WATTS.....	
2	XDCZZ	65586	5823-7028-002	BLOCK TERMINAL	1
3	XDCZZ	65586	5813-7034-001	CUTOUT MANUAL RESET THERMAL	1
4	XDCZZ	65586	1215-7296-002	BRACKET MANUAL CUTOUT	1
5	XDCZZ	65586	5823-7032-001	CUTOUT AUTOMATIC RESET THERMAL	1
6	XDCZZ	65586	1215-7293-001	BRACKET AUTOMATIC CUTOUT	1
7	XDCZZ	65586	1403-7036-001	CLIP CAPILLARY	6
8	XDCZZ	65586	1204-7045-008	BAFFLE INNER	2
9	XDCZZ	65586	1204-7046-003	BAFFLE END	1
10	XDCHH	65586	DHCP-MS 4KW 480V	PANEL REMOTE (INCLUDES DISCONNECT	1
			1P1S120V11X18	SWITCH, DOOR INTERLOCK SWITCH AND	
				STAGIND STAGING CONTRACTOR)	

END OF FIGURE

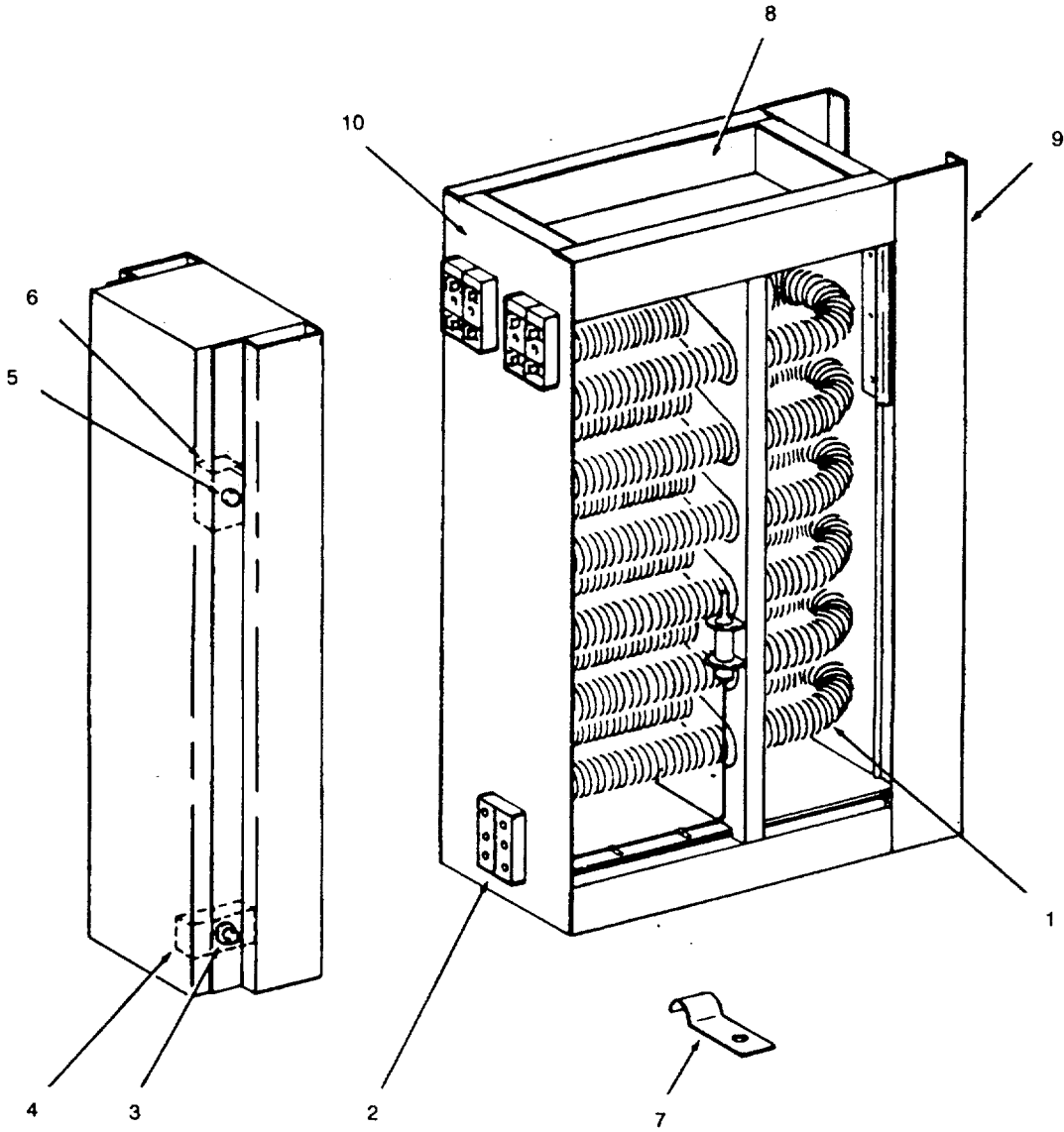


Figure 388. Duct Heater, 1.3 KW

SECTION II

TM 55-1905-220-20P

(1) ITEM NO	(2) SMR CODE	(3) CAGEC	(4) PART NUMBER	(5) DESCRIPTION AND USABLE ON CODES(UOC)	(6) QTY
				GROUP 11 HVAC SYSTEM	
				FIG. 388 DUCT HEATER, 1.3 KW	
	XDCHH	65586	DHMS-2F-008-W04H	HEATER DUCT TYPE F 1.3KW 120 VOLTS	1
			2KW120V-1P-1S	1 PH (ONE ELEMENT)	
1	PACZZ	90176	1802-7096-001	HEATING ELEMENT,ELE VOLTS 1333	1
				WATTS.....	
2	XDCZZ	65586	5823-7028-002	BLOCK TERMINAL	1
3	XDCZZ	65586	5813-7034-001	CUTOUT MANUAL RESET THERMAL	1
4	XDCZZ	65586	1215-7296-001	BRACKET MANUAL CUTOUT	1
5	XDCZZ	65586	5823-7032-001	CUTOUT AUTOMATIC RESET THERMAL	1
6	XDCZZ	65586	1215-7293-004	BRACKET AUTOMATIC CUTOUT	1
7	XDCZZ	65586	1403-7036-001	CLIP CAPILLARY	5
8	XDCZZ	65586	1204-7045-002	BAFFLE INNER	2
9	XDCZZ	65586	1204-7046-001	BAFFLE END	1
10	XDCZZ	65586	DHCP-MS 2KW 120V	PANEL REMOTE (INCLUDES DISCONNECT	1
			1P1S120V11X18	SWITCH, DOOR INTERLOCK SWITCH AND	
				STAGING STAGING CONTRACTOR)	

END OF FIGURE

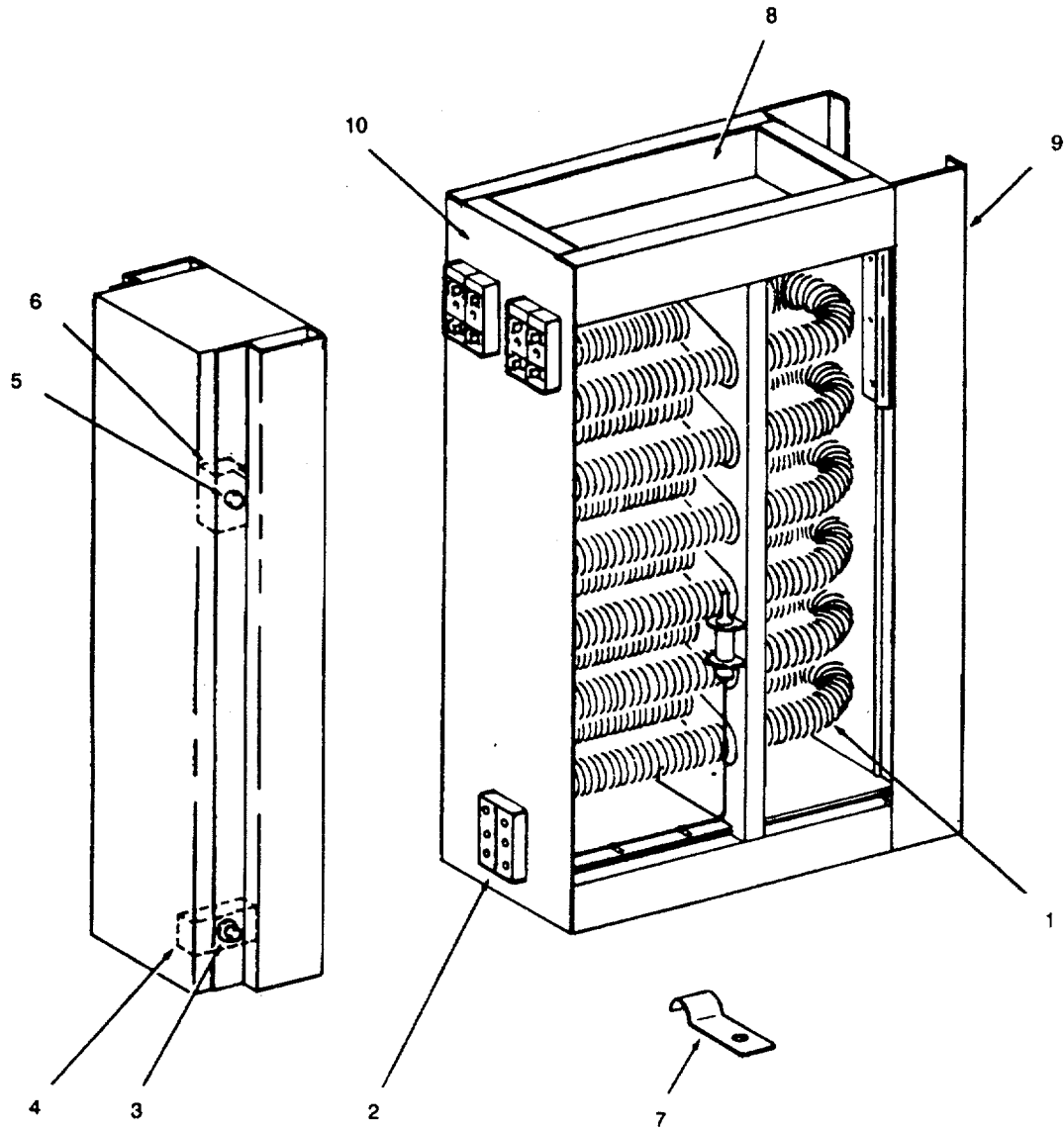


Figure 389. Duct Heater, 2.2 KW

SECTION II

TM 55-1905-220-20P

(1) ITEM NO	(2) SMR CODE	(3) CAGEC	(4) PART NUMBER	(5) DESCRIPTION AND USABLE ON CODES(UOC)	(6) QTY
				GROUP 11 HVAC SYSTEM	
				FIG. 389 DUCT HEATER, 2.2 KW	
	XDCHH	65568	DHMS-2F-012-W06H	HEATER DUCT TYPE F 2.2KW 480 VOLTS	1
			3KW480V-1P-1S	1 PH (TWO ELEMENTS)	
1	PACZZ	90176	1802-7096-222	HEATING ELEMENT,ELE VOLTS 2222	2
				WATTS.....	
2	XDCZZ	65586	5823-7028-002	BLOCK TERMINAL	1
3	XDCZZ	65586	5813-7034-001	CUTOUT MANUAL RESET THERMAL	1
4	XDCZZ	65586	1215-7296-002	BRACKET MANUAL CUTOUT	1
5	XDCZZ	65586	5823-7032-001	CUTOUT AUTOMATIC RESET THERMAL	1
6	XDCZZ	65586	1215-7293-001	BRACKET AUTOMATIC CUTOUT	1
7	XDCZZ	65586	1403-7036-001	CLIP CAPILLARY	7
8	XDCZZ	65586	1204-7045-008	BAFFLE INNER	2
9	XDCZZ	65586	1204-7046-003	BAFFLE END	1

END OF FIGURE

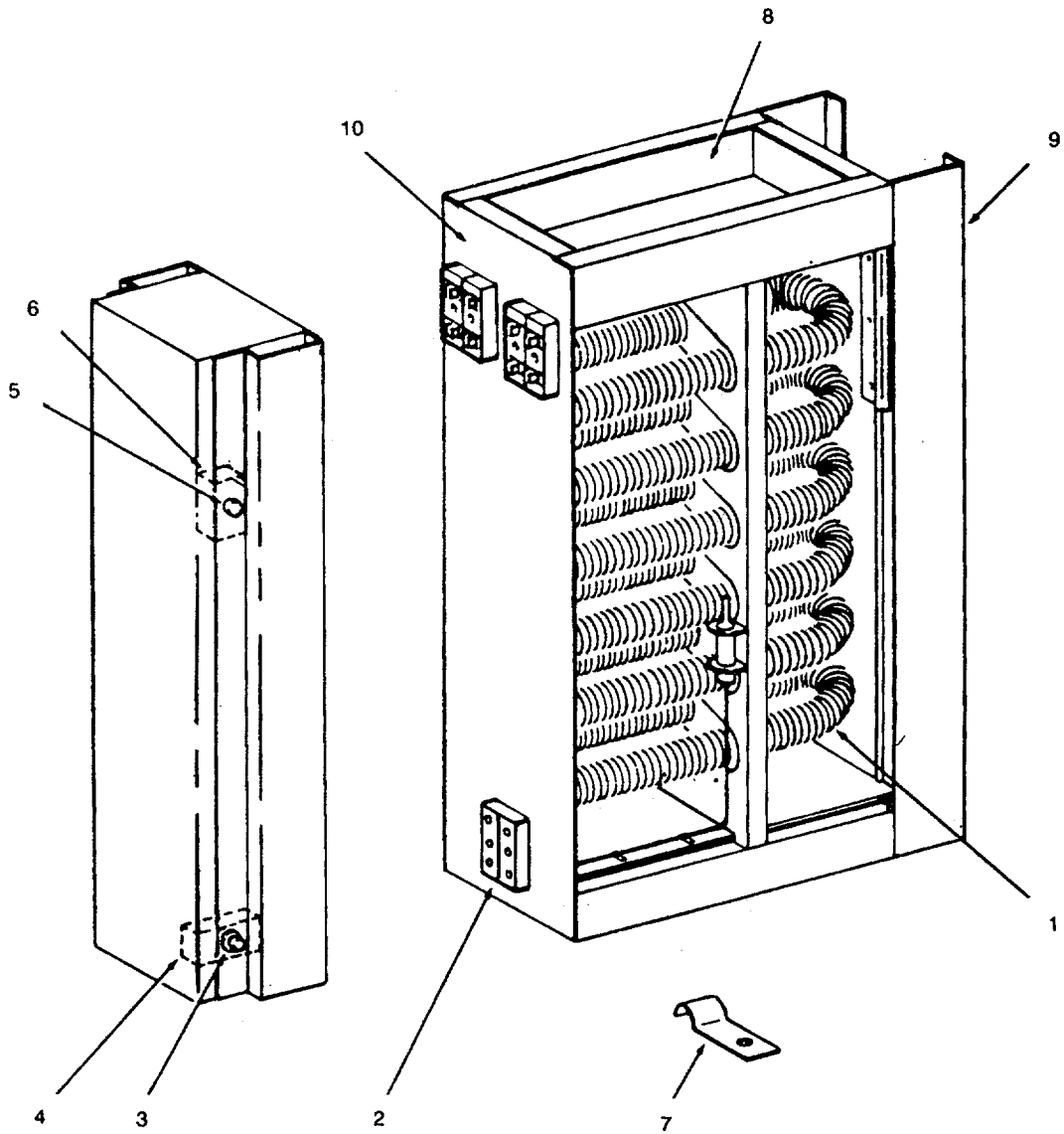


Figure 390. Duct Heater, 2.5 KW

SECTION II

TM 55-1905-220-20P

(1) ITEM NO	(2) SMR CODE	(3) CAGEC	(4) PART NUMBER	(5) DESCRIPTION AND USABLE ON CODES(UOC)	(6) QTY
				GROUP 11 HVAC SYSTEM	
				FIG. 390 DUCT HEATER, 2.5 KW	
	XDCHH	65586	DHMS-2F-018-W06H 3KW480V-1P-1S	HEATER DUCT TYPE F 2.5KW 480VAC 1	1
1	XDCZZ	13426	1802-7096-027	PH (ONE ELEMENT).....	1
				HEATING ELEMENT,ELE VOLTS 2500	1
				WATTS.....	
2	XDCZZ	65586	5823-7028-002	BLOCK TERMINAL	1
3	XDCZZ	65586	5813-7034-001	CUTOUT MANUAL RESET THERMAL	1
4	XDCZZ	65586	1215-7296-002	BRACKET MANUAL CUTOUT	1
5	XDCZZ	65586	5823-7032-001	CUTOUT AUTOMATIC RESET THERMAL	1
6	XDCZZ	65586	1215-7293-001	BRACKET AUTOMATIC CUTOUT	1
7	XDCZZ	65586	1403-7036-001	CLIP CAPILLARY	7
8	XDCZZ	65586	1204-7045-029	BAFFLE INNER	2
9	XDCZZ	65586	1204-7046-003	BAFFLE END	1

END OF FIGURE

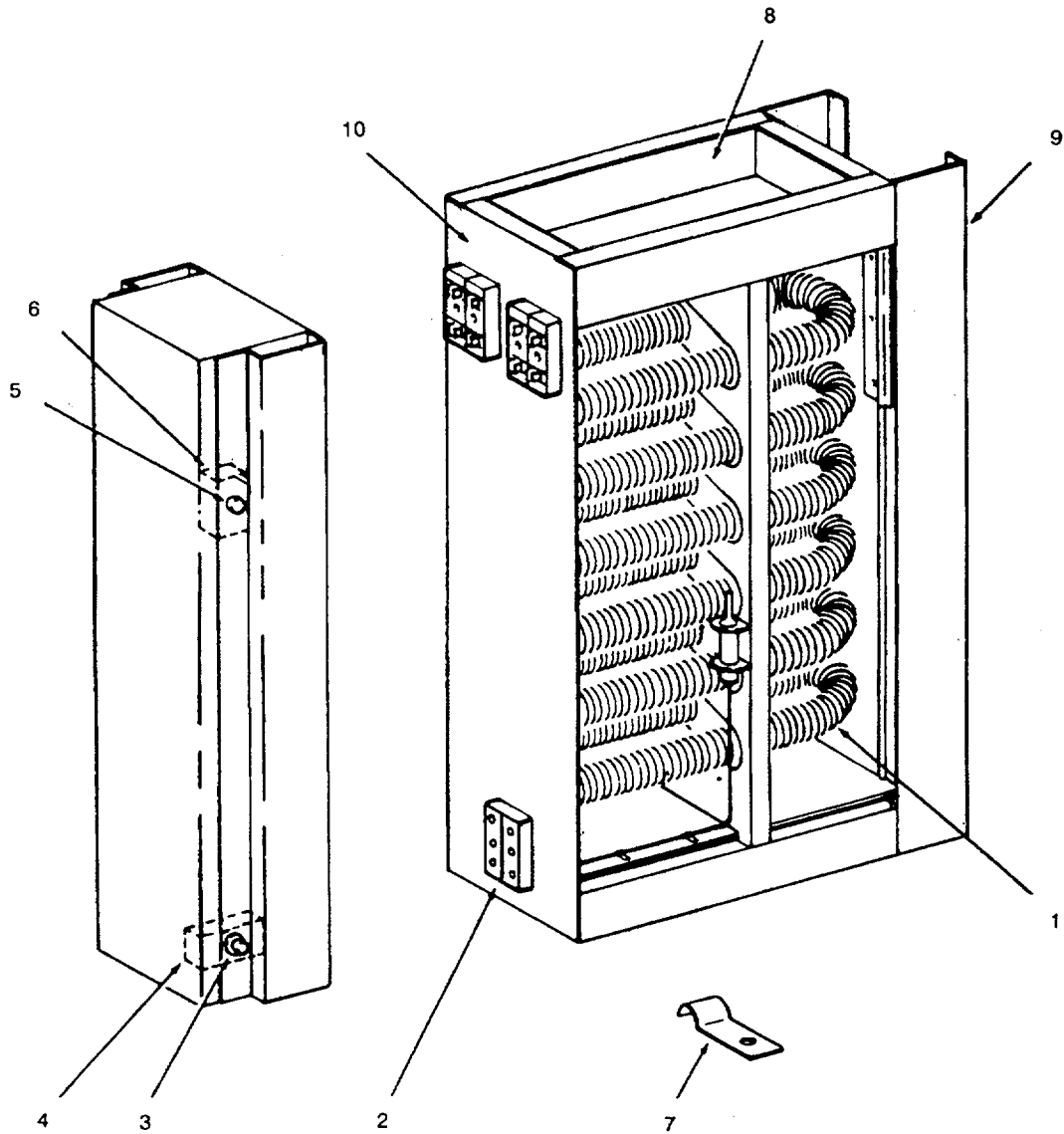


Figure 391. Duct Heater, 3.8 KW

SECTION II

TM 55-1905-220-20P

(1) ITEM NO	(2) SMR CODE	(3) CAGEC	(4) PART NUMBER	(5) DESCRIPTION AND USABLE ON CODES(UOC)	(6) QTY
				GROUP 11 HVAC SYSTEM	
				FIG. 391 DUCT HEATER, 3.8 KW	
	XDCHH	65586	DHMS-2F-012-W08H 4KW480V-3P-1S	HEATER DUCT TYPE F 3.8 KW 480VAC 3	1
1	PACZZ	90176	1802-7096-016	PH..... HEATING ELEMENT,ELE VOLTS 1250	3
2	XDCZZ	65586	5823-7028-002	WATTS	1
3	XDCZZ	65586	5813-7034-001	BLOCK TERMINAL	1
4	XDCZZ	65586	1215-7296-003	CUTOUT MANUAL RESET THERMAL	1
5	XDCZZ	65586	5823-7032-003	BRACKET MANUAL CUTOUT	1
6	XDCZZ	65586	1215-7293-002	CUTOUT AUTOMATIC	1
7	XDCZZ	65586	1403-7036-001	BRACKET AUTOMATIC CUTOUT	1
8	XDCZZ	65586	1204-7045-008	CLIP CAPILLARY	6
9	XDCZZ	65586	1204-7046-005	BAFFLE INNER	2
				BAFFLE END	1

END OF FIGURE

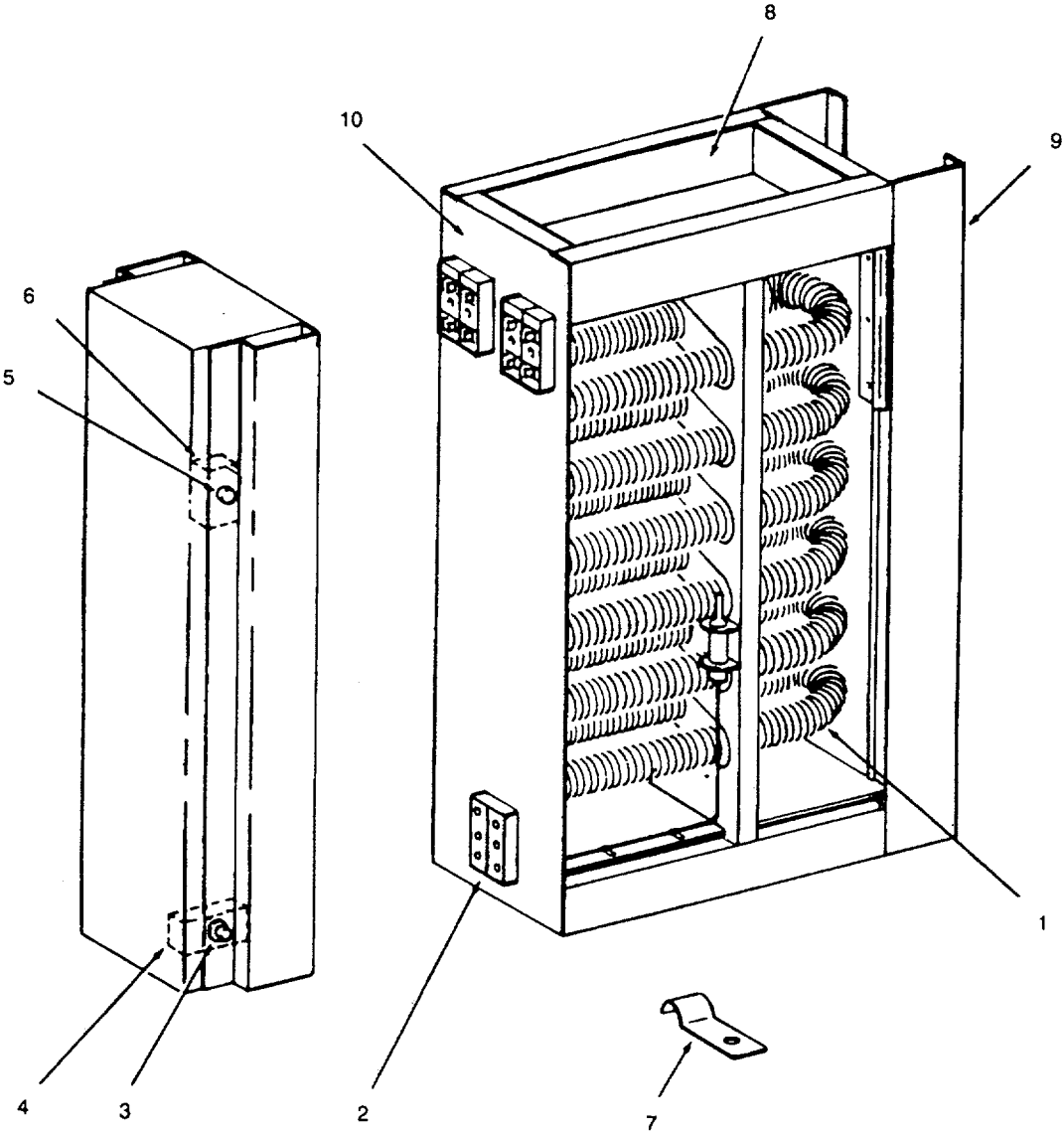


Figure 392. Duct Heater, 7.5 KW

SECTION II

TM 55-1905-220-20P

(1) ITEM NO	(2) SMR CODE	(3) CAGEC	(4) PART NUMBER	(5) DESCRIPTION AND USABLE ON CODES(UOC)	(6) QTY
				GROUP 11 HVAC SYSTEM	
				FIG. 392 DUCT HEATER, 7.5 KW	
	XDCHH	65586	DHMS-2F-024-W08H 8KW480V-3P-1S	HEATER DUCT TYPE F 7.5 KW 480VAC 3 PH	1
1	PACZZ	13426	1802-7096-135	ELEMENT HEATING 480 VOLTS 2500 WATTS	3
2	XDCZZ	65586	5823-7028-002	BLOCK TERMINAL	1
3	XDCZZ	65586	5813-7034-001	CUTOUT MANUAL RESET THERMAL	1
4	XDCZZ	65586	1215-7296-003	BRACKET MANUAL CUTOUT	1
5	XDCZZ	65586	5823-7032-003	CUTOUT AUTOMATIC RESET THERMAL	1
6	XDCZZ	65586	1215-7293-002	BRACKET AUTOMATIC CUTOUT	1
7	XDCZZ	65586	1403-7036-001	CLIP CAPILLARY	9
8	XDCZZ	65586	1204-7045-008	BAFFLE INNER	2
9	XDCZZ	65586	1204-7046-005	BAFFLE END	1

END OF FIGURE

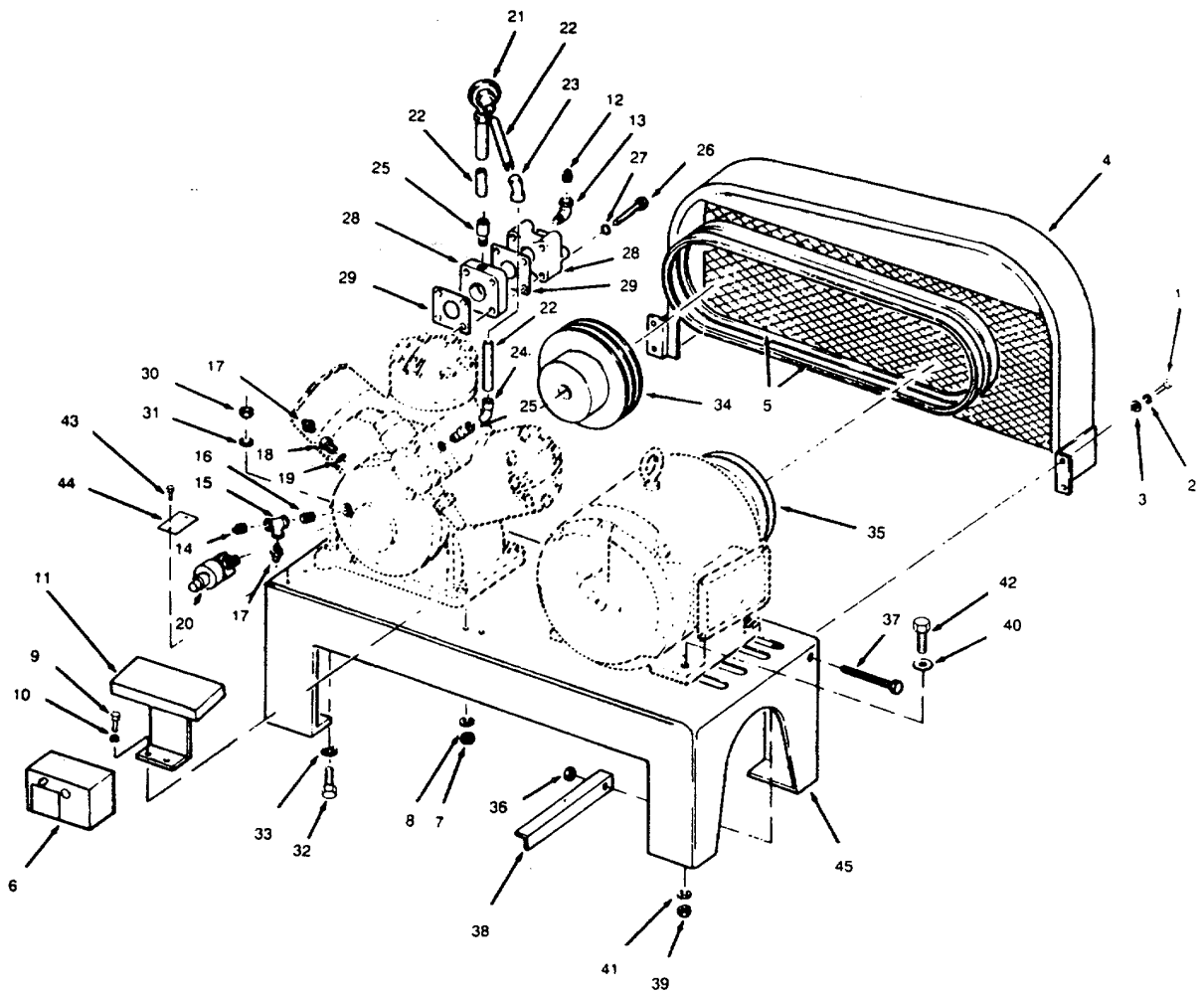


Figure 393. Compressor Unit Assembly

SECTION II

TM 55-1905-220-20P

(1) ITEM NO	(2) SMR CODE	(3) CAGEC	(4) PART NUMBER	(5) DESCRIPTION AND USABLE ON CODES(UOC)	(6) QTY
				GROUP 11 HVAC SYSTEM	
				FIG. 393 COMPRESSOR UNIT ASSEMBLY	
	XDCHH	10855	5MF30-208-2	COMPRESSOR UNIT ASSEMBLY AIR	1
				CONDITIONING	
1	PACZZ	96906	MS90725-6	SCREW,CAP,HEXAGON H	4
2	PACZZ	96906	MS35338-44	WASHER,LOCK	4
3	PACZZ	96906	MS27183-4	WASHER,FLAT	4
4	XDCZZ	10855	5F20-874	GUARD ASSEMBLY BELT	1
5	PACZZ	10855	5F20-A201	BELT,V 1	
6	XDCZZ	10855	5F20-212	SWITCH,PRESSURE	1
7	PACZZ	96906	MS35649-2252	NUT,PLAIN,HEXAGON	2
8	PACZZ	96906	MS27183-9	WASHER,FLAT	2
9	PACZZ	96906	MS90725-6	SCREW,CAP,HEXAGON H	2
10	PACZZ	96906	MS35335-33	WASHER,LOCK	2
11	XDCZZ	10855	5MF30-313	SHROUD ASSEMBLY COMPRESSOR	1
12	XDCZZ	10855	CA63AA051	PLUG PIPE HEX HEAD.	1
13	PAOZZ	96906	MS51952-2	ELBOW?PIPE DEGREE BRASS	1
14	XDCZZ	10855	CA63AA051	PLUG PIPE HEX HEAD	1
15	XDCZZ	10855	CA20JA051	TEE 1/41/41/4FPT BRASS	1
16	PACZZ	96906	MS51846-20	NIPPLE,PIPE BRASS	1
17	XDCZZ	41947	DD07UA051	COUPLING BRASS	2
18	XDCZZ	10855	SF20-1311	ADAPTER 5/8-18X1/4FPT	1
19	PACZZ	10855	AU51YA011	GASKET	1
20	XDCZZ	10855	5F20-752	PACKAGE CAP CONTROL	1
21	PACZZ	28193	5422	VALVE,SAFETY RELIEF	1
22	XDCZZ	10855	5MF30-1001-3	TUBE COPPER 5/8X 040 WALL X 24 IN	2
				LG	
23	PACZZ	96906	MS35917-5	ELBOW,TUBE DEGREE 5/8 X 5/8	1
24	PACZZ	41947	W3326	ELBOW,TUBE COPPER	1
25	PACZZ	41947	W1131	ADAPTER,STRAIGHT,PI OD X 1/2 MPT	2
26	XDCZZ	96906	MS90725-120	SCREW CAP HEX HEAD	8
27	PACZZ	10855	AU51YA009	GASKET	8
28	XDCZZ	10855	5MF30-102-1	ADAPTER ASSEMBLY FLANGE	2
29	KFCZZ	10855	5F30-1361	GASKET SERVICE VALVE ASBESTOS,	4
				PART OF SET P/N 5F20660001 PART OF	
				KIT P/N 5F20660001	
30	PACZZ	96906	MS51967-14	NUT,PLAIN,HEXAGON	4
31	PACZZ	96906	MS27183-17	WASHER,FLAT	4
32	PACZZ	96906	MS90725-115	SCREW,CAP,HEXAGON	4
33	PACZZ	96906	MS35335-37	WASHER,LOCK	4
34	XDCZZ	10855	5F20-1053	FLYWHEEL COMPRESSOR	1
35	XDCZZ	10855	KR12BG418	PULLEY COMPRESSOR DRIVE	1
36	PACZZ	96906	MS27040-12	NUT,PLAIN,SQUARE	1
37	PACZZ	96906	MS35355-76	BOLT,MACHINE	1
38	XDCZZ	10855	5F20-4972	ANGLE MOTOR ADJUSTING	1
39	PACZZ	96906	MS27040-12	NUT,PLAIN,SQUARE	4
40	PACZZ	96906	MS27183-13	WASHER,FLAT	4
41	PACZZ	96906	MS35338-46	WASHER,LOCK	4
42	PACZZ	96906	MS90725-65	SCREW,CAP,HEXAGON H	4
43	PACZZ	96906	MS35206-212	SCREW,MACHINE HEAD	2

SECTION II

TM 55-1905-220-20P

(1) ITEM NO	(2) SMR CODE	(3) CAGEC	(4) PART NUMBER	(5) DESCRIPTION AND USABLE ON CODES(UOC)	(6) QTY
44	XDCZZ	10855	9G1-1052	PLATE IDENTIFICATION BRASS	1

END OF FIGURE

(1) ITEM NO	(2) SMR CODE	(3) CAGEC	(4) PART NUMBER	(5) DESCRIPTION AND USABLE ON CODES(UOC)	(6) QTY
				GROUP 11 HVAC SYSTEM	
				FIG. 393 COMPRESSOR UNIT ASSEMBLY	
	XDCHH	10855	5MF30-208-2	COMPRESSOR UNIT ASSEMBLY AIR	1
				CONDITIONING	
1	PACZZ	96906	MS90725-6	SCREW,CAP,HEXAGON H	4
2	PACZZ	96906	MS35338-44	WASHER,LOCK	4
3	PACZZ	96906	MS27183-4	WASHER,FLAT	4
4	XDCZZ	10855	5F20-874	GUARD ASSEMBLY BELT	1
5	PACZZ	10855	5F20-A201	BELT,V	1
6	XDCZZ	10855	5F20-212	SWITCH,PRESSURE	1
7	PACZZ	96906	MS35649-2252	NUT,PLAIN,HEXAGON	2
8	PACZZ	96906	MS27183-9	WASHER,FLAT	2
9	PACZZ	96906	MS90725-6	SCREW,CAP,HEXAGON H	2
10	PACZZ	96906	MS35335-33	WASHER,LOCK	2
11	XDCZZ	10855	5MF30-313	SHROUD ASSEMBLY COMPRESSOR	1
12	XDCZZ	10855	CA63AA051	PLUG PIPE HEX HEAD	1
13	PAOZZ	96906	MS51952-2	ELBOW,PIPE DEGREE BRASS	1
14	XDCZZ	10855	CA63AA051	PLUG PIPE HEX HEAD	1
15	XDCZZ	10855	CA20JA051	TEE 1/4X1/4X1/4FPT BRASS	1
16	PACZZ	96906	MS51846-20	NIPPLE,PIPE BRASS	1
17	XDCZZ	41947	DD07UA051	COUPLING BRASS	2
18	XDCZZ	10855	SF20-1311	ADAPTER 5/8-18X114FPT	1
19	PACZZ	10855	AU51YA011	GASKET	1
20	XDCZZ	10855	5F20-752	PACKAGE CAP CONTROL	1
21	PACZZ	28193	5422	VALVE,SAFETY RELIEF	1
22	XDCZZ	10855	5MF30-1001-3	TUBE COPPER 5/8X 040 WALL X 24 IN	2
				LG	
23	PACZZ	96906	MS35917-5	ELBOW,TUBE DEGREE 5/8 X 5/8	1
24	PACZZ	41947	W3326	ELBOW,TUBE COPPER	1
25	PACZZ	41947	W1131	ADAPTER,STRAIGHT,PI OD X 1/2 MPT	2
26	XDCZZ	96906	MS90725-120	SCREW CAP HEX HEAD	8
27	PACZZ	10855	AU51YA009	GASKET	8
28	XDCZZ	10855	5MF30-102-1	ADAPTER ASSEMBLY FLANGE	2
29	KFCZZ	10855	5F30-1361	GASKET SERVICE VALVE ASBESTOS,	4
				PART OF SET P/N 5F20660001 PART OF	
				KIT P/N 5F20660001	
30	PACZZ	96906	MS51967-14	NUT,PLAIN,HEXAGON	4
31	PACZZ	96906	MS27183-17	WASHER,FLAT	4
32	PACZZ	96906	MS90725-115	SCREW,CAP,HEXAGON	4
33	PACZZ	96906	MS35335-37	WASHER,LOCK	4
34	XDCZZ	10855	5F20-1053	FLYWHEEL COMPRESSOR	1
35	XDCZZ	10855	KR12BG418	PULLEY COMPRESSOR DRIVE	1
36	PACZZ	96906	MS27040-12	NUT,PLAIN,SQUARE	1
37	PACZZ	96906	MS35355-76	BOLT,MACHINE	1
38	XDCZZ	10855	5F20-4972	ANGLE MOTOR ADJUSTING	1
39	PACZZ	96906	MS27040-12	NUT,PLAIN,SQUARE	4
40	PACZZ	96906	MS27183-13	WASHER,FLAT	4
41	PACZZ	96906	MS35338-46	WASHER,LOCK	4
42	PACZZ	96906	MS90725-65	SCREW,CAP,HEXAGON H	4
43	PACZZ	96906	MS35206-212	SCREW,MACHINE HEAD	2

SECTION II

TM 55-1905-220-20P

(1) ITEM NO	(2) SMR CODE	(3) CAGEC	(4) PART NUMBER	(5) DESCRIPTION AND USABLE ON CODES(UOC)	(6) QTY
44	XDCZZ	10855	9G1-1052	PLATE IDENTIFICATION BRASS	1

END OF FIGURE

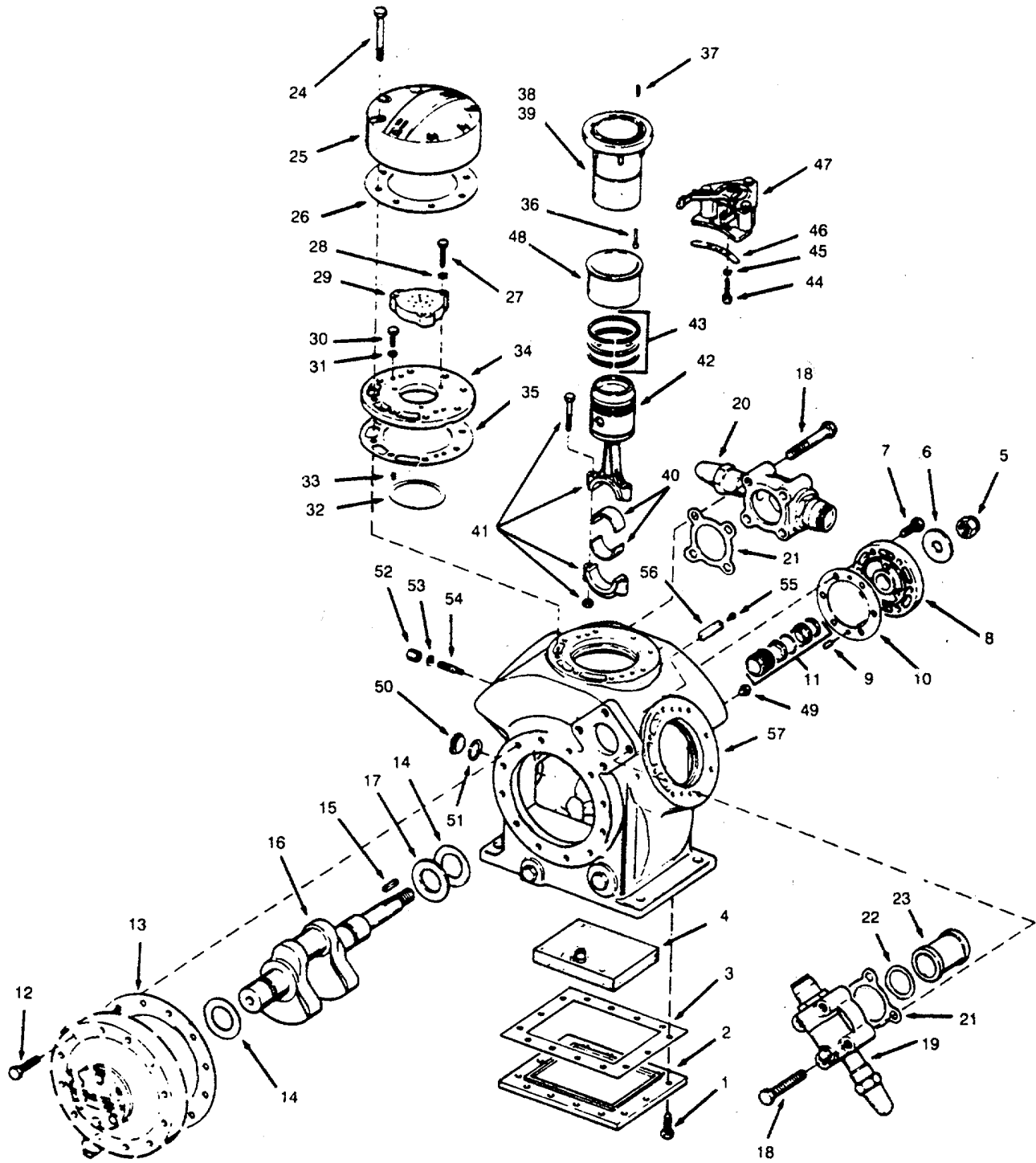


Figure 394. Air Compressor

SECTION II

TM 55-1905-220-20P

(1) ITEM NO	(2) SMR CODE	(3) CAGEC	(4) PART NUMBER	(5) DESCRIPTION AND USABLE ON CODES(UOC)	(6) QTY
				GROUP 11	HVAC SYSTEM
				FIG. 394	AIR COMPRESSOR
	PACHH	10855	5F30-S664	COMPRESSOR, RECIPROCAL RECIPROCAL	1
1	PACZZ	96906	MS90725-60	SCREW, CAP, HEXAGON H	14
5	PACZZ	96906	MS51968-23	NUT, PLAIN, HEXAGON	1
6	PACZZ	96906	MS27183-13	WASHER, FLAT	2
7	XDCZZ	96906	MS90725-61	SCREW CAP HEX HEAD	6
8	XDCZZ	10855	5F20-A832	PLATE ASSEMBLY COVER	1
9	XDCZZ	10855	AX11AR162	PIN DOWEL 1/4X1/2	2
10	KFCZZ	10855	5F36-1032	GASKET SHAFT SEAL PART OF KIT P/N 5F20660001.....	1
11	XDCZZ	10855	5F20-676	SEAL ASSEMBLY, SHAFT	1
15	PACZZ	96906	MS20066-145	KEY, MACHINE 3/16 X 3/16 X 1 1/4 INCH LONG.....	1
18	PACZZ	96906	MS90725-117	SCREW, CAP, HEXAGON H	8
19	XDCZZ	10855	EN07EA041	VALVE.....	1
20	XDCZZ	10855	EN07EA039	VALVE, COMPRESSOR	1
21	KFCZZ	10855	5F30-1361	GASKET SERVICE VALVE PART OF KIT P/N 5F20660001.....	2
22	KFCZZ	10855	5F30-1831	GASKET SUCTION STRAINER PART OF KIT P/N 5F20660001.....	1
23	XDCZZ	10855	5F30-132	STRAINER ASSEMBLY SUCTION	1
24	XDCZZ	96906	MS90725-70	SCREW, CAP, HEXAGON H	24
25	XDCZZ	10855	5F20-2263	HEAD CYLINDER	3
26	KFCZZ	10855	5F20-1093	GASKET CYLINDERHEAD PART OF KIT P/N 5F20660001.....	3
27	PACZZ	96906	MS90727-8	SCREW, CAP, HEXAGON H	9
28	PACZZ	96906	MS35338-44	WASHER, LOCK	9
29	XDCZZ	10855	5F20-112	GUIDE ASSEMBLY DISCHARGE VALVE	3
30	PACZZ	96906	MS90727-7	SCREW, CAP, HEXAGON H	6
31	KFCZZ	10855	AU51YA001	GASKET PART OF KIT P/N 5F20660001.	6
32	PACZZ	10855	5F20-1142	DISK, VALVE.....	3
33	PACZZ	10855	5F20-1791	SPRING, HELICAL, COMP	18
34	PACZZ	10855	5F30-1103	VALVE PLATE, COMPRES	3
35	KFCZZ	10855	SF20-1083	GASKET VALVE PLATE PART OF KIT P/N 5F20660001.....	3
49	XDCZZ	10855	CA63AA051	PLUG HEX HEAD PIPE 1/4	1
50	XDCZZ	10855	5F20-781	WINDOW, OBSERVATION SIGHT	1
51	KFCZZ	10855	5F20-1631	WASHER, FLAT PART OF KIT P/N 5F20660001.....	1
52	XDCZZ	10855	5H40-3982	CAP RELIEF VALVE	1
53	KFCZZ	10855	AU51YA011	GASKET PART OF KIT P/N 5F20660001.	1
54	PACZZ	10855	5H40-782	VALVE, RELIEF RELIEF	1
55	PACZZ	96906	MS35206-213	SCREW, MACHINE HEAD	2
56	XDCZZ	10855	5F20-2723	PLATE IDENTIFICATION	1
	PACZZ	10855	5F20660001	GASKET SET	1
				GASKET	(6) 394-31
				GASKET	(2) 394-46
				GASKET	(1) 394-53
				GASKET BOTTOM PLATE	(1) 394-3

SECTION II

TM 55-1905-220-20P

(1) ITEM NO	(2) SMR CODE	(3) CAGEC	(4) PART NUMBER	(5) DESCRIPTION AND USABLE ON CODES(UOC)	(6) QTY
				GASKET BEARING HEAD	(1) 394-13
				GASKET CYLINDERHEAD	(3) 394-26
				GASKET SERVICE	(4) 393-29
				GASKET SERVICE	(2) 394-21
				GASKET SUCTION	(1) 394-22
				GASKET SHAFT SEAL	(1) 394-10
				GASKET VALVE PLATE	(3) 394-35
				WASHER, FLAT	(1) 394-51

END OF FIGURE

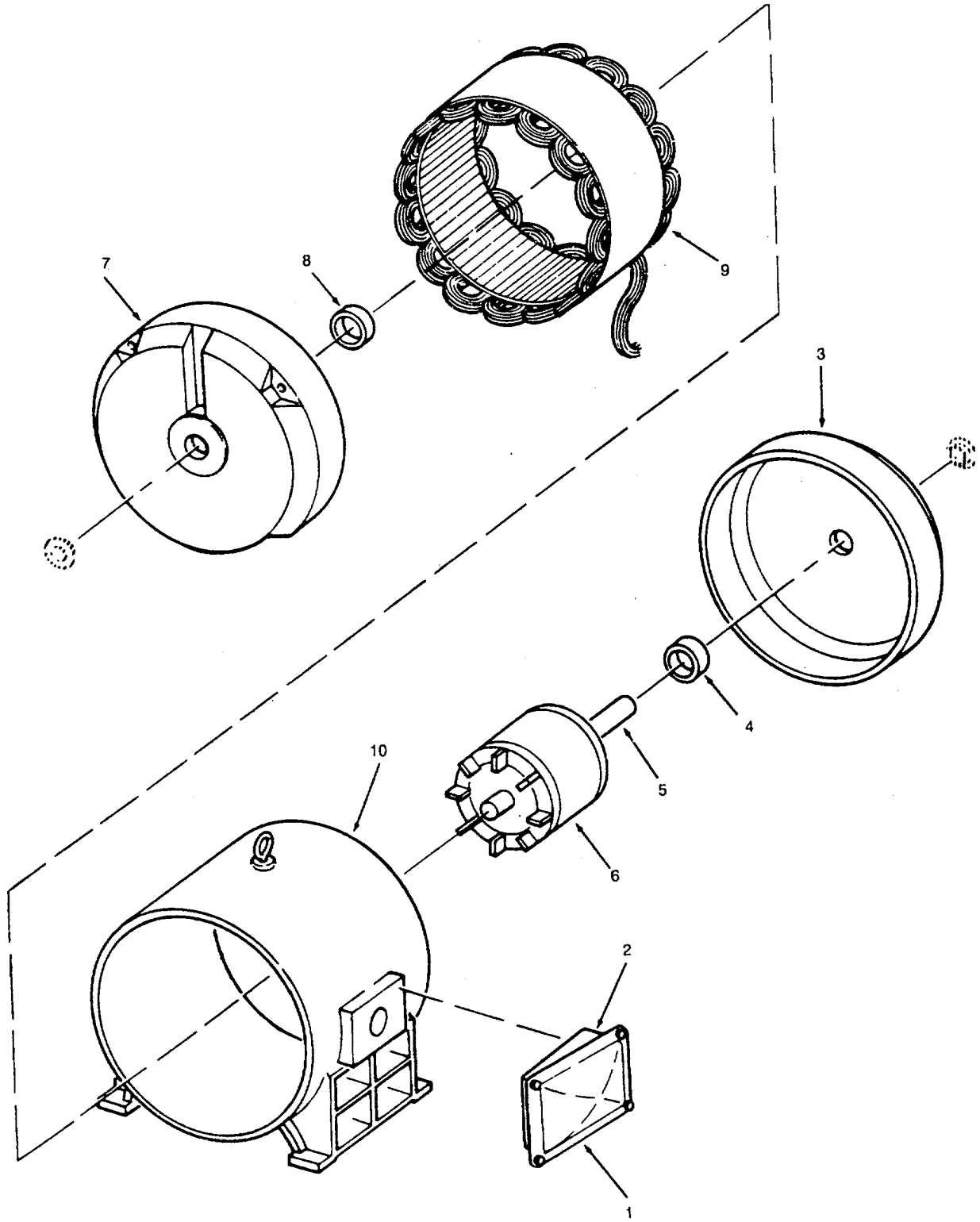


Figure 395. Air Compressor Motor

SECTION II

TM 55-1905-220-20P

(1) ITEM NO	(2) SMR CODE	(3) CAGEC	(4) PART NUMBER	(5) DESCRIPTION AND USABLE ON CODES(UOC)	(6) QTY
				GROUP 11	HVAC SYSTEM
				FIG. 395	AIR COMPRESSOR MOTOR
1	XDCZZ	50380	61711-D	COVER C/BOX STEEL	1
2	XDCZZ	50380	61710-1D	BOX TERMINAL STEEL	1
3	XDCZZ	50380	8589-1-AA	BRACKET CAST IRON BE	1
4	PACZZ	50380	405850-43-D	BEARING, BALL BE	1
5	XDCZZ	50380	603774-86R	SHAFT MOTOR STEEL	1
6	XDCZZ	50380	411286-30-DE	ROTOR MOTOR LAMINATED	1
7	XDCZZ	50380	85889-2A	BRACKET FE CAST IRON	1
8	PACZZ	50380	416821-57-H	BEARING, BALL, ANNULA FE	1

END OF FIGURE

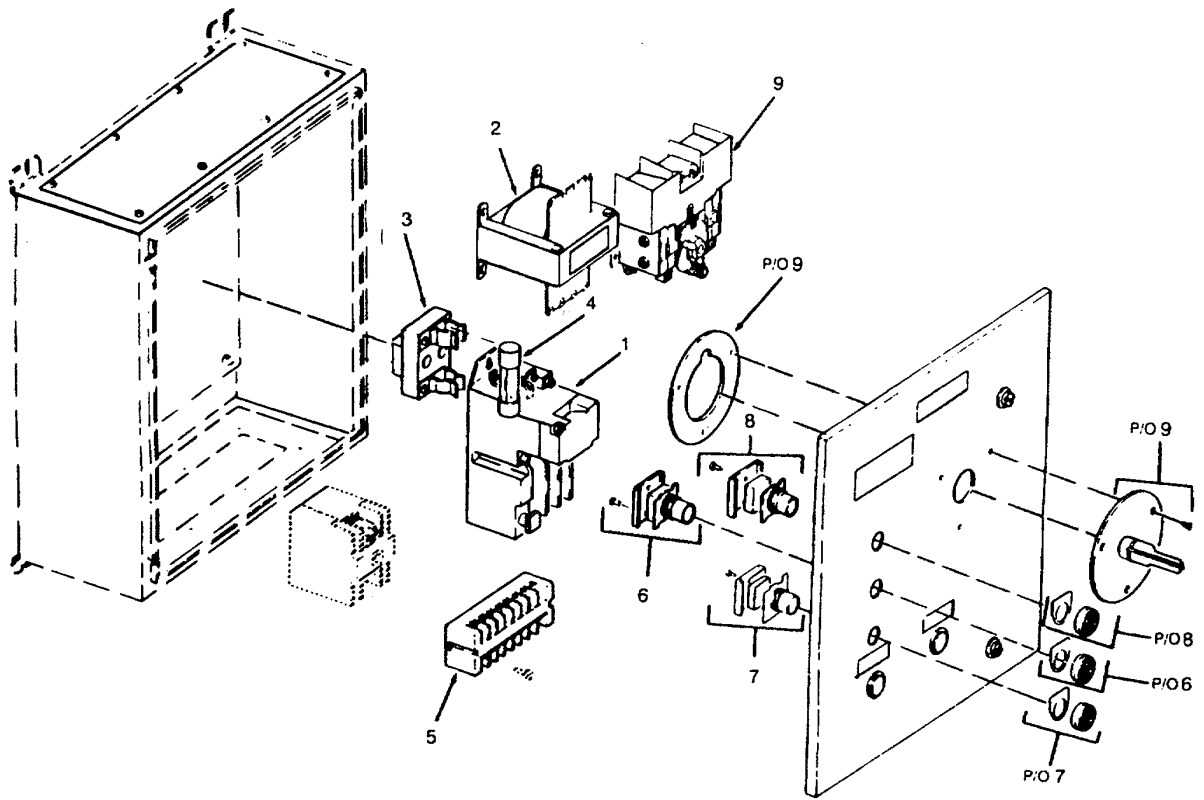


Figure 396. Controller

SECTION II

TM 55-1905-220-20P

(1) ITEM NO	(2) SMR CODE	(3) CAGEC	(4) PART NUMBER	(5) DESCRIPTION AND USABLE ON CODES(UOC)	(6) QTY
				GROUP 11 HVAC SYSTEM	
				FIG. 396 CONTROLLER	
	XDCHH	27192	6899ED294	CONTROLLER AC MAGNETIC 440VAC 3 PH	1
4	PACZZ	15605	611-33	60 HERTZ AIR CONDITIONING PLANT	2
				FUSE, CARTRIDGE VOLT	

END OF FIGURE

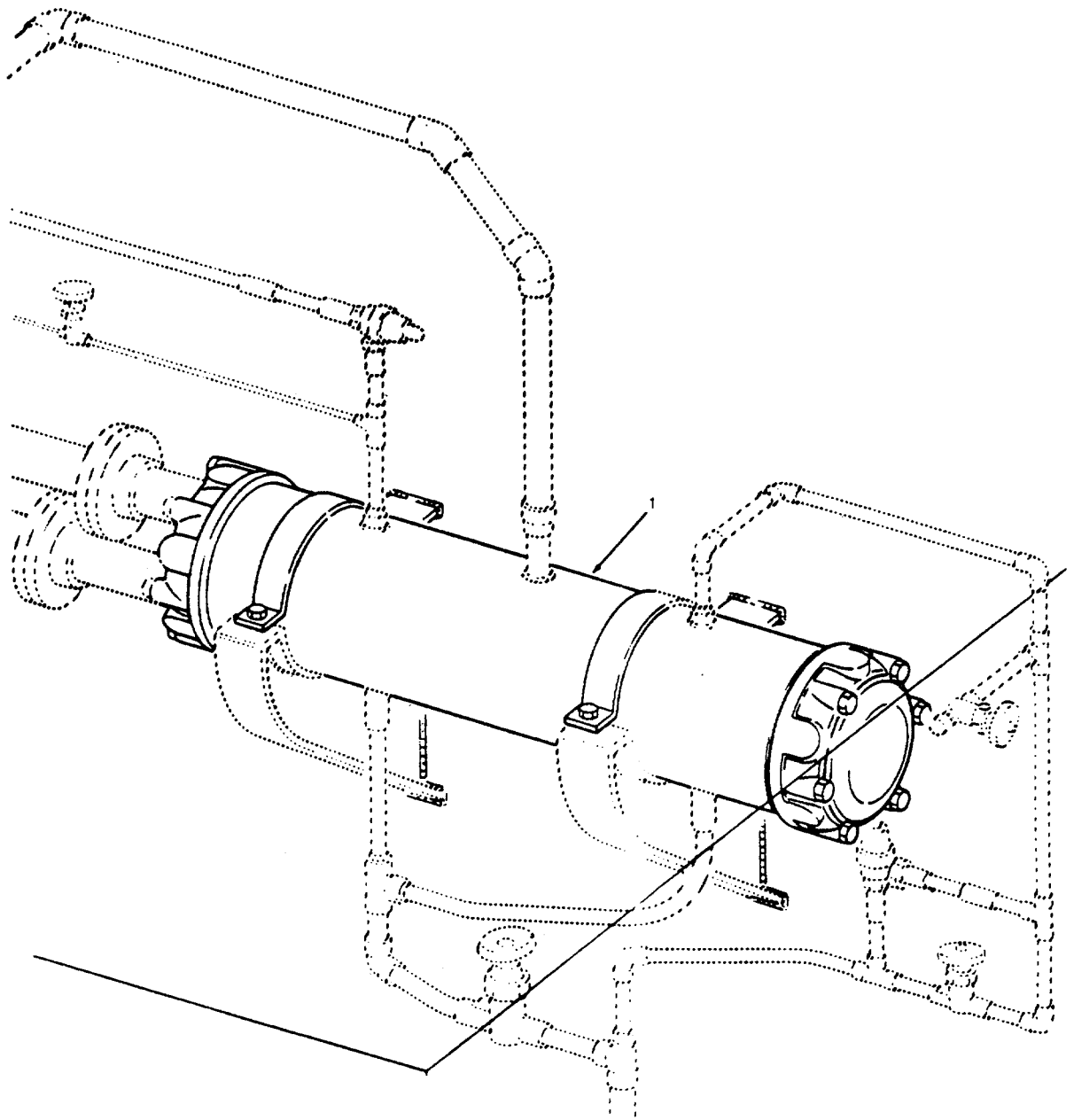


Figure 398. Condenser

SECTION II

TM 55-1905-220-20P

(1) ITEM NO	(2) SMR CODE	(3) CAGEC	(4) PART NUMBER	(5) DESCRIPTION AND USABLE ON CODES(UOC)	(6) QTY
-------------------	--------------------	--------------	-----------------------	---	------------

GROUP 11 HVAC SYSTEM

FIG. 398 CONDENSER

1	XDCHH	10855	90C01-2904	CONDENSER ASSEMBLY AIR CONDITIONING 8-5/8 OD X 3 FOOT (TUBE LENGTH)	1
---	-------	-------	------------	---	---

END OF FIGURE

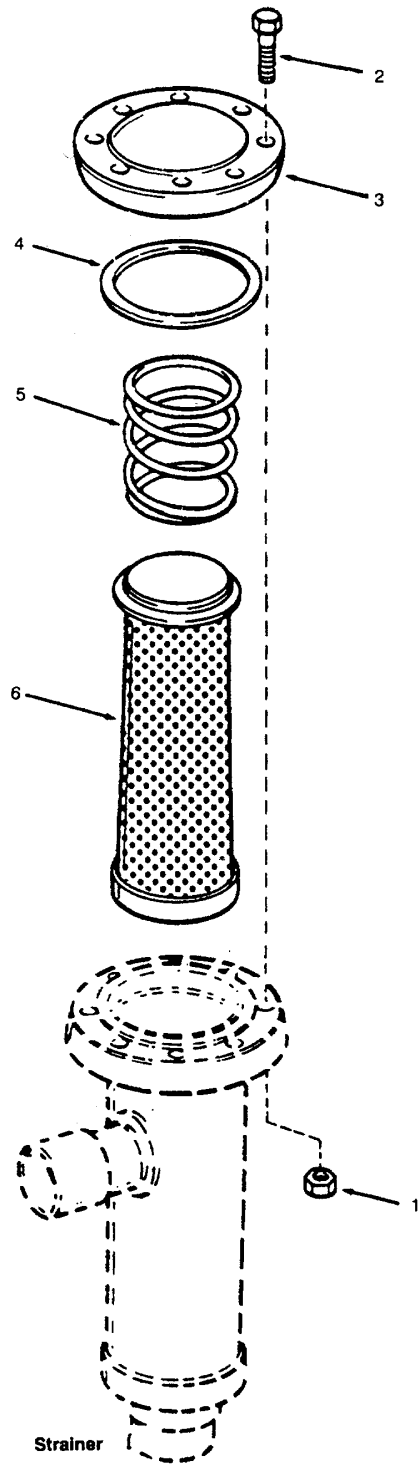


Figure 399. Strainer

SECTION II

TM 55-1905-220-20P

(1) ITEM NO	(2) SMR CODE	(3) CAGEC	(4) PART NUMBER	(5) DESCRIPTION AND USABLE ON CODES(UOC)	(6) QTY
				GROUP 11 HVAC SYSTEM	
				FIG. 399 STRAINER	
	PACZZ	28193	8763	STRAINER, SEDIMENT CONDITIONING 7/8 INCH OD	2
1	XDCZZ	28193	12-33	NUT, PLAIN, HEXAGON	8
2	PACZZ	28193	5-90	SCREW, CAP, HEXAGON SILICON BRONZE	8
3	XDCZZ	28193	U21-1N	PLATE COVER BRONZE	1
4	PCCZZ	28193	U201-4	GASKET	1
5	XDCZZ	28193	U33-1	SPRING STEEL CAD PLT.....	1
6	PACZZ	28193	U201-5A	STRAINER ELEMENT, SE MONEL 100 MESH	1

END OF FIGURE

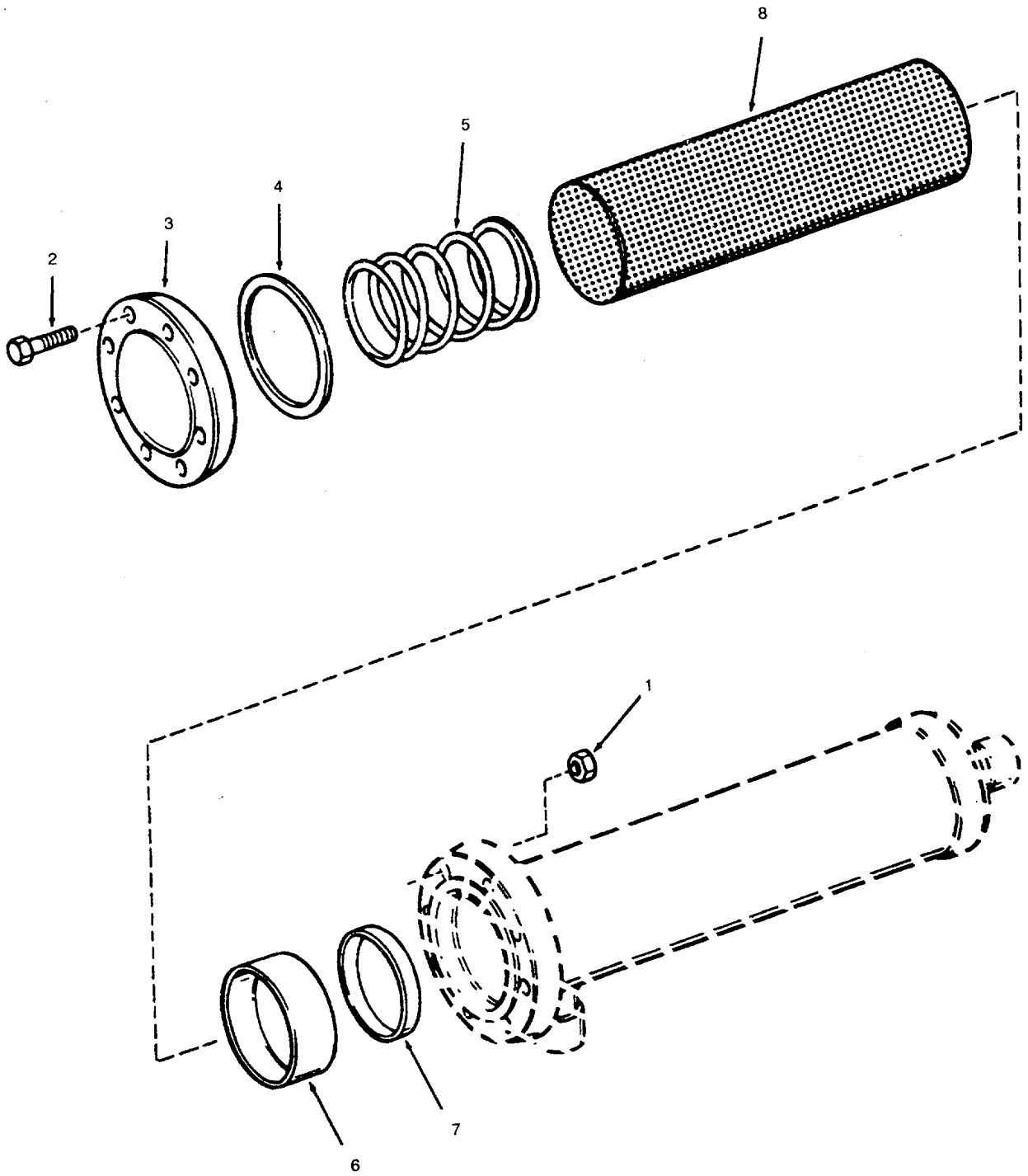


Figure 400. Drier

SECTION II

TM 55-1905-220-20P

(1) ITEM NO	(2) SMR CODE	(3) CAGEC	(4) PART NUMBER	(5) DESCRIPTION AND USABLE ON CODES(UOC)	(6) QTY
				GROUP 11 HVAC SYSTEM	
				FIG. 400 DRIER	
	XDCZZ	28193	7850-7/8	FILTER-DRIER, REFRIG CONDITIONING 7/ 8 INCH OD	1
1	XDCZZ	28193	12-23	NUT SILICON BRONZE	8
2	XDCZZ	28193	5-11	SCREW CAP HEX HEAD STEEL	8
3	XDCZZ	28193	U203-2-1	PLATE COVER FORGED STEEL	1
4	PACZZ	28193	U203-4	GASKET	1
5	XDCZZ	28193	U33-6	SPRING STEEL WIRE CAD PLT.....	1
6	XDCZZ	28193	V73-17	CAP SAFETY	1
7	PACZZ	28193	PP12-313	GASKET RUBBER	1
8	PACZZ	28193	73CAA	CARTRIDGE, DEHYDRATO	1

END OF FIGURE

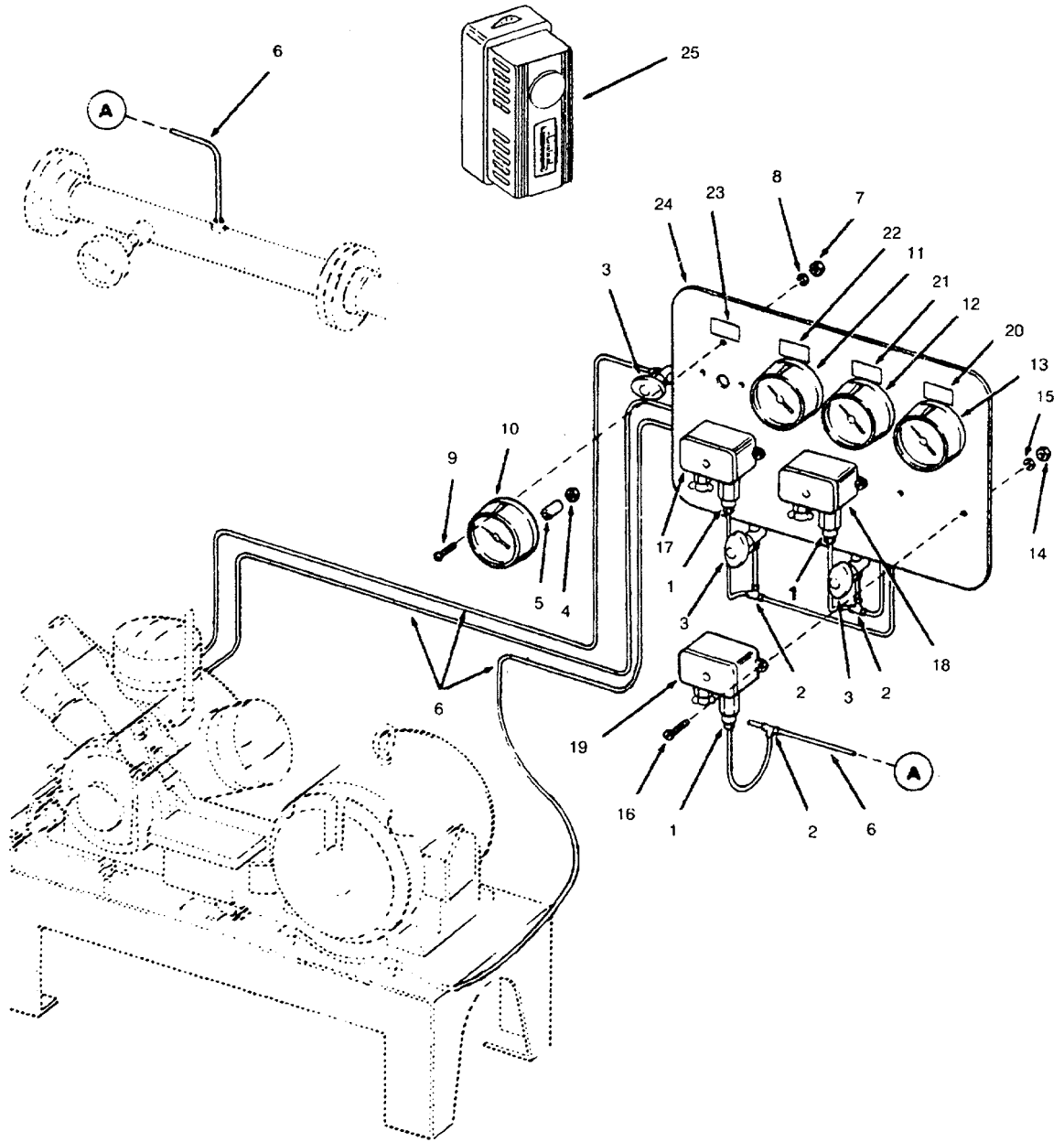


Figure 401. Gage Board

SECTION II

TM 55-1905-220-20P

(1) ITEM NO	(2) SMR CODE	(3) CAGEC	(4) PART NUMBER	(5) DESCRIPTION AND USABLE ON CODES(UOC)	(6) QTY
				GROUP 11 HVAC SYSTEM	
				FIG. 401 GAGE BOARD	
1	XDCZZ	41947	WC-401	ADAPTOR 1/4 X 1/8 COPPER SWITCH	3
2	XDCZZ	41947	WT-600	TEE 1/8 COPPER	3
3	PACZZ	28193	6261	VALVE, GLOBE GLOBE 1/4 INCH ODF	3
4	XDCZZ	30780	4-JBTX-B	NUT BRASS 1/4 GAVGE	4
5	XDCZZ	30780	4TX-B	SLEEVE BRASS GAUGE	4
6	XDCZZ	80064	501-4661585-P14	TUBING SOFT COPPER 1/4 INCH OD X 030 WALL.....	50
7	PACZZ	96906	MS35650-3252	NUT, PLAIN, HEXAGON	12
8	PACZZ	96906	MS35338-44	WASHER, LOCK	12
9	PACZZ	96906	MS35207-283	SCREW, MACHINE HEAD	12
10	XDCZZ	64467	BA131-2DIAL1-4SA EBC30/150PSI	GAGE, COMPOUND PRESS COMPRESSOR 1/4 INCH BACK CONN	1
11	PACZZ	64467	BQ13-PFNS-RWXX	GAGE, COMPOUND PRESS SUCTION 1/4 1INCH BACK CONN	1
12	PACZZ	64467	BQ13-PFOSRWXX	GAGE, COMPOUND PRESS DISCHARGE 1/4 BACK CONN	1
13	PACZZ	64467	BA13PPFSRWXX	GAGE, PRESSURE, DIAL CONDENSER 1/4 INCH BACK CONNECTION	1
14	PACZZ	96906	MS35650-302	NUT, PLAIN, HEXAGON	6
15	PACZZ	96906	MS35338-43	WASHER, LOCK	6
16	PACZZ	96906	MS35207-267	SCREW, MACHINE HEAD	6
17	PACZZ	19278	223875CB3	SWITCH, PRESSURE	1
18	XACZZ	19278	223876CB7	SWITCH HIGH PRESSURE 60/35 0 POUND RANGE	1
19	PACZZ	19278	223875CB3	SWITCH, PRESSURE	1
20	XDCZZ	80064	605-4661614-199	PLATE IDENTIFICATION COND DISCH PRESS	1
21	XDCZZ	80064	605-4661614-200	PLATE IDENTIFICATION COMP SUCTION PRESS	1
22	XDCZZ	80064	605-4661614-201	PLATE IDENTIFICATION COMP DISCH PRESS	1
23	XDCZZ	80064	605-4661614-202	PLATE IDENTIFICATION COMP L O PRESS	1
24	XDCZZ	10855	C44A-8	BOARD GAUGE AIR CONDITIONING SYSTEM	1
25	XDCZZ	19278	2504150RN	THERMOSTAT AIR CONDITI ONING TEMP 25/90 DEGREE.....	1
	XDCZZ	19278	2505244	KIT, SPLASHPROOF FOR THERMOSTAT	1

END OF FIGURE

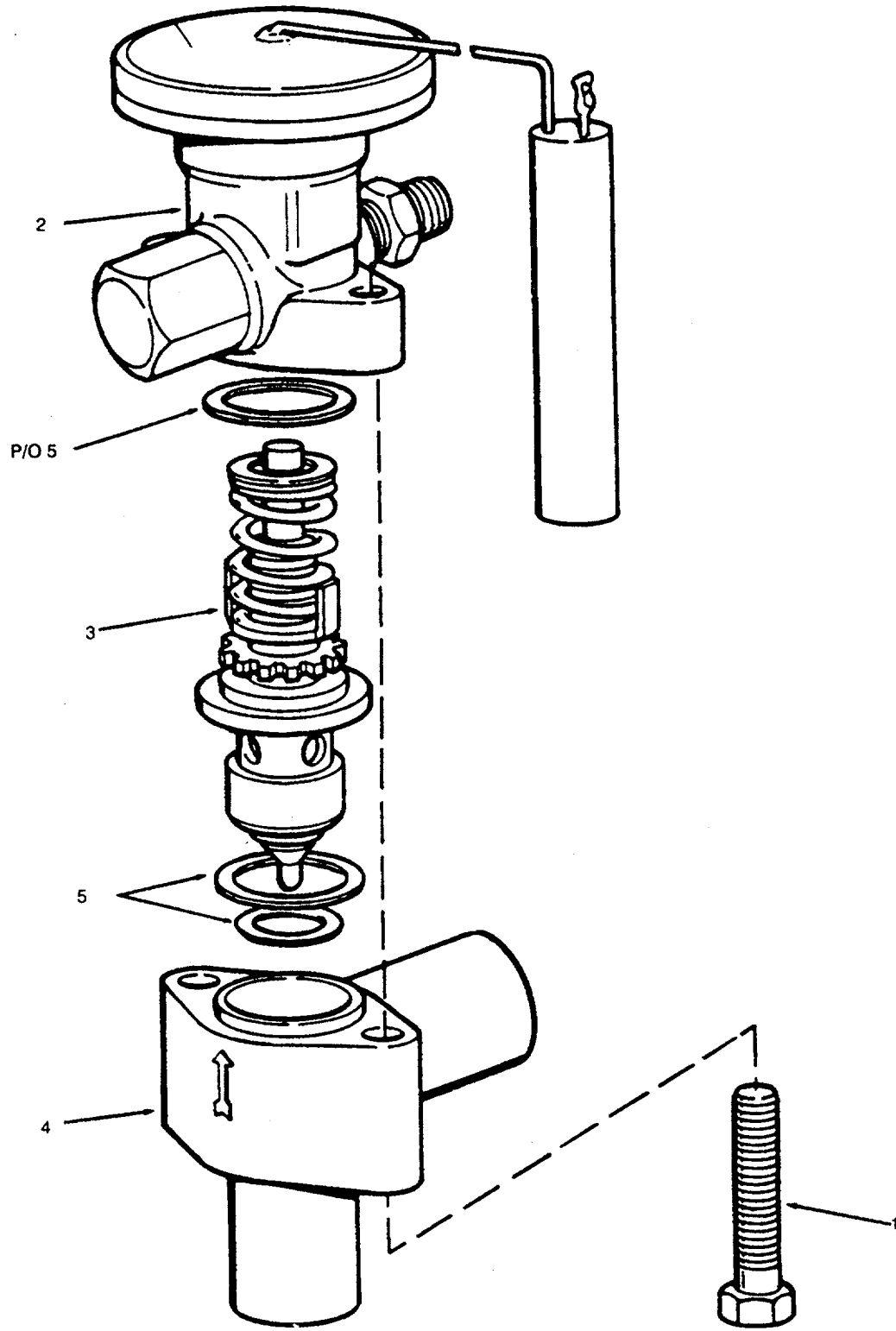


Figure 402. Thermal Expansion Valve

SECTION II

TM 55-1905-220-20P

(1) ITEM NO	(2) SMR CODE	(3) CAGEC	(4) PART NUMBER	(5) DESCRIPTION AND USABLE ON CODES(UOC)	(6) QTY
				GROUP 11 HVAC SYSTEM	
				FIG. 402 THERMAL EXPANSION VALVE	
	XDCZZ	10855	TJL800FW55	VALVE, EXPANSION EXPANSION 7/8 X 11/ 8 OD COHN W/10 FT CAPILLARY	2
1	XDCZZ	20418	PS517	SCREW CAP HEX HEAD	2
2	PACZZ	70255	XB1019FW552B	POWER ASSEMBLY, THER THERMAL EXPANSION VALVE W/BULB AND BULB CLAMPS (INCLUDES GASKETS	1
3	PACZZ	20418	XC724-B4B	CAGEC, VALVE INCLUDES GASKETS	1
4	XACZZ	20418	X6347-6	FLANGE BODY THERMAL	1
5	PACZZ	20418	X13455-1	GASKET SET	1

END OF FIGURE


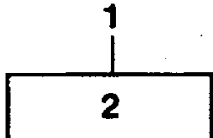


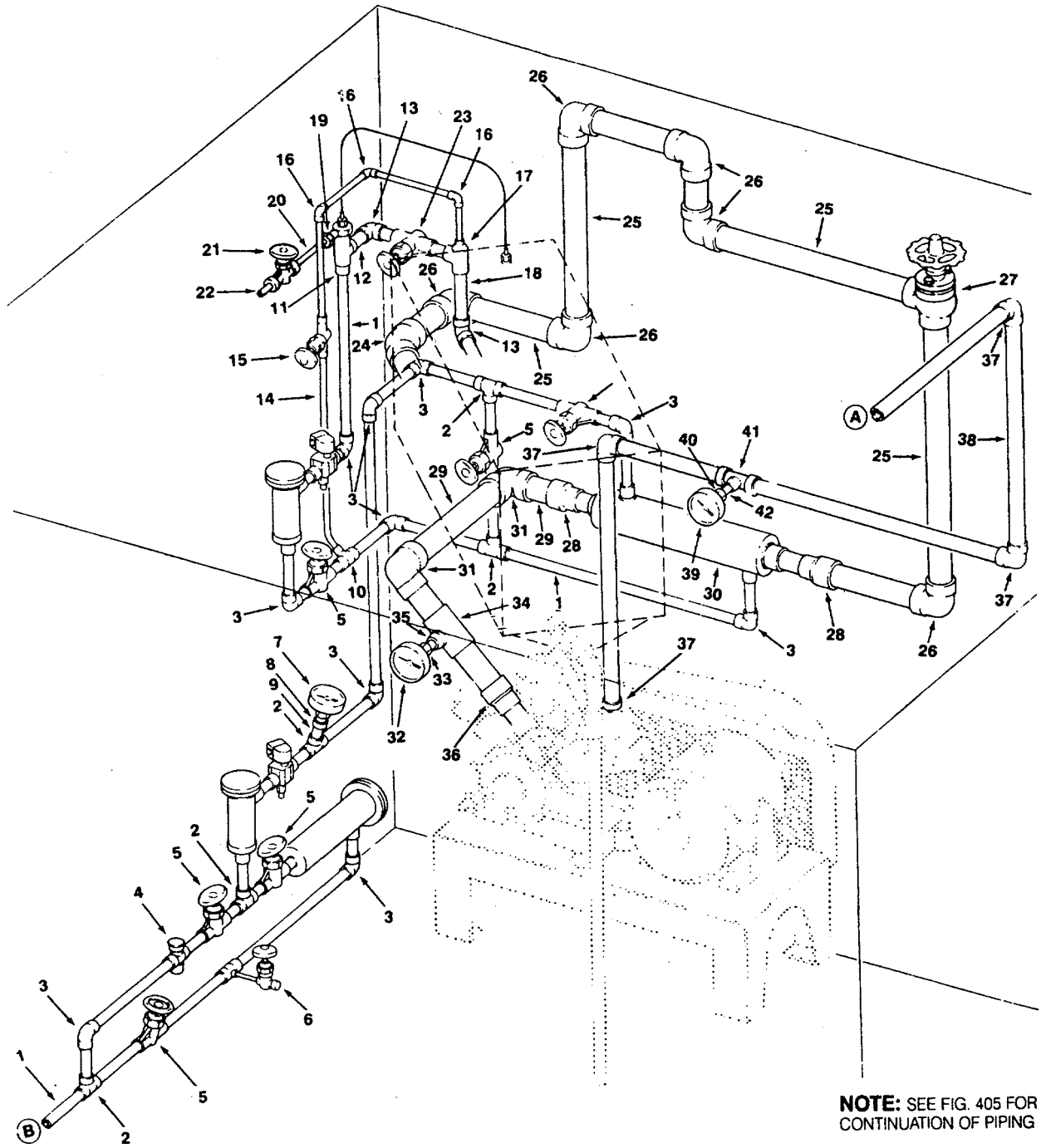
Figure 403. Liquid Solenoid Valve

SECTION II

TM 55-1905-220-20P

(1) ITEM NO	(2) SMR CODE	(3) CAGEC	(4) PART NUMBER	(5) DESCRIPTION AND USABLE ON CODES(UOC)	(6) QTY
				GROUP 11	HVAC SYSTEM
				FIG. 403	LIQUID SOLENOID VALVE
1	XDCZZ	70255	240RA8T5M	VALVE, SOLENOID SOLENOID 120V 60HZ	2
2	XDCZZ	10855	AMG-120V60HZ	COIL, ELECTRICAL	1
	PACZZ	20418	KS30034	PARTS KIT, SOLENOID	1

END OF FIGURE



NOTE: SEE FIG. 405 FOR CONTINUATION OF PIPING

Figure 404. Air Conditioning Piping -From Unit

SECTION II

TM 55-1905-220-20P

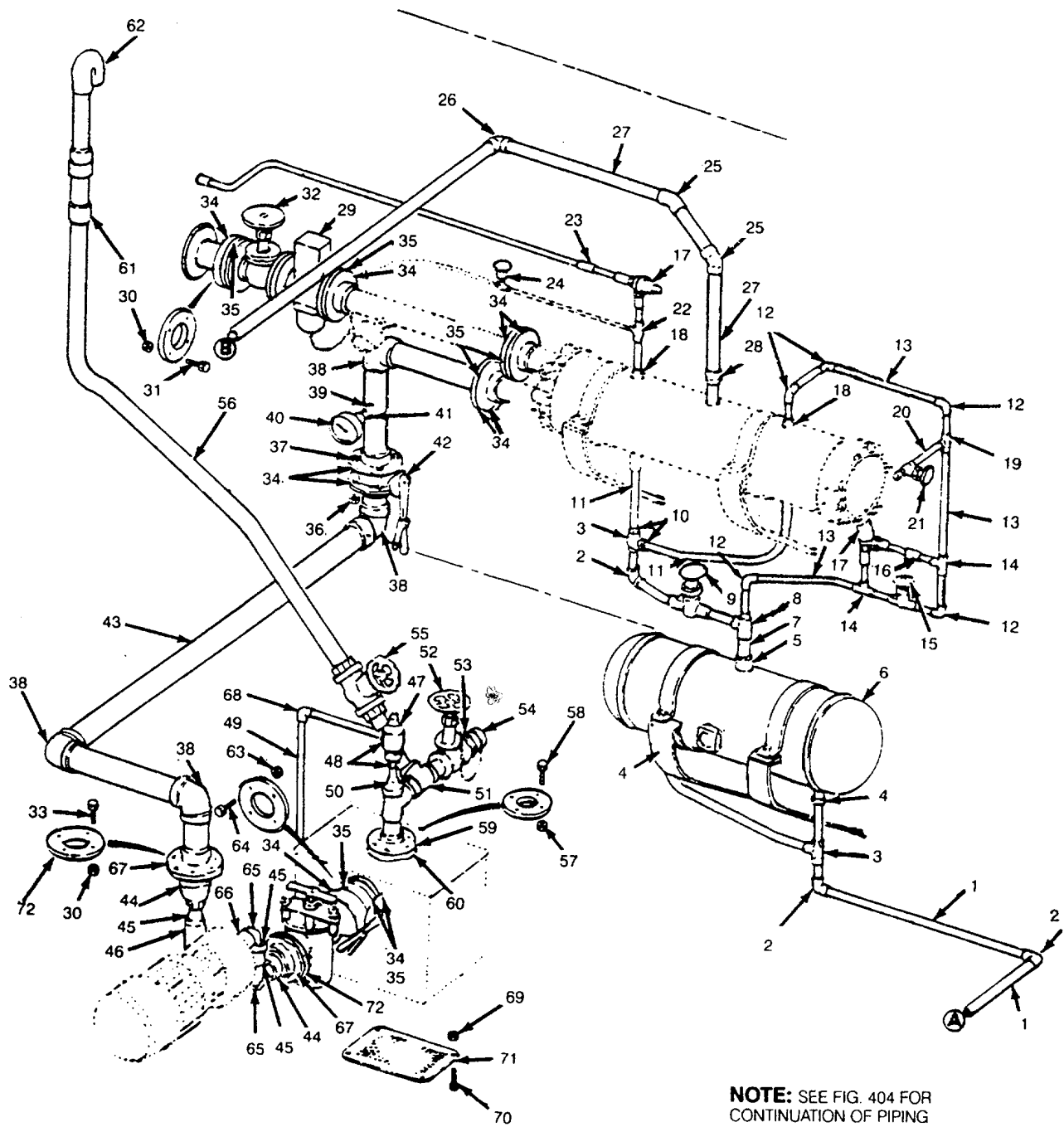
(1) ITEM NO	(2) SMR CODE	(3) CAGEC	(4) PART NUMBER	(5) DESCRIPTION AND USABLE ON CODES(UOC)	(6) QTY
				GROUP 11	HVAC SYSTEM
				FIG. 404	AIR CONDITIONING PIPING FROM UNIT
1	XDCZZ	80064	501-4661585-P10	TUBING COPPER 3/4 ID X 0.875 OD X 0.065 WALL	25
2	XDCZZ	41947	3430-3/4	TEE TUBE 3/4 INCH COPPER	5
3	XDCZZ	41947	3401-3/4	ELBOW TUBE 90 DEGREE 3/4 I NCH COPPER	10
4	XDCZZ	28193	MI31-7-8S	SIGHT GLASS, LIQUID	1
5	PACZZ	28193	6267	VALVE, GLOBE	6
6	PACZZ	28193	6232	VALVE, GLOBE 3/8 ODS X 3/8 SAE	1
7	PACZZ	64467	3A0444DFX	THERMOMETER, SELF-IN	1
8	XDCZZ	64467	3/4 S3B4	SOCKET BRASS 3/4 INCH	1
9	XDCZZ	41947	WC-402	ADAPTER 3/4 INCH COPPER	1
10	XDCZZ	72423	3430	TEE REDUCING 3/4 X 3/4 X 3/8 COPPER 200LB	1
11	XDCZZ	72423	3485-3/4	COUPLING TUBE 3/4 INCH COPPER	1
12	XDCZZ	72423	3485-1	COUPLING TUBE 1 INCH COPPER	1
13	XDCZZ	72423	3401-1	ELBOW TUBE 90 DEGREE 1 INCH COPPER.	2
14	XDCZZ	80064	501-4661585-P16	TUBING COPPER 3/8ID X 0.500 X 0.049 WALL	6
15	PACZZ	28193	6294	VALVE, GLOBE EXPANSION 1/2 ODS	1
16	XDCZZ	72423	3401-3/8	ELBOW TUBE 3/8 INCH	3
17	XDCZZ	72423	3430	TEE REDUCING 1x1/2 X 1 W/BUSHING 1/ 2 X 3/8	1
18	XDCZZ	80064	501-4661585-P11	PIPE COPPER 1I DX1 125 OD X 0.065 WALL	5
19	PACZZ	30780	4-BTXB	NUT BRASS 1/4 INCH OD SAE	1
20	XDCZZ	80064	501-4661585-P14	TUBING COPPER 0 250 OD X 0.030 WALL	5
21	PACZZ	28193	6261	VALVE, GLOBE GLOBE 1/4 INCH ODF	1
22	XDCZZ	72423	3485-1/8	COUPLING TUBE 1/8 INCH COPPER	1
23	XDCZZ	28193	2030B	VALVE WING CAP	1
24	XDCZZ	41947	WE-504-2	ELBOW TUBE 90 DEGREE 2 INCH COPPER.	1
25	XDCZZ	80064	501-4661585-P13	PIPE COPPER 2IDX2 125 OD X 0.083 WALL	15
26	XDCZZ	41947	WE-500-2	ELBOW TUBE 90 DEGREE 2 INCH COPPER.	6
27	PACZZ	28193	2163N	VALYE, ANGLE ANGLE 2-1/8 ODS	1
28	XDCZZ	41947	WC-400R	COUPLING REDUCING 2 X 1-1/2 IN COPPER	2
29	XDCZZ	80064	501-4661585-P15	PIPE COPPER 1-1/2 ID X 1.625 OD X 0.072 WALL	1
30	XDCZZ	15809	7-1/2 SX	INTERCHANGER ASSEMBLY HEAT	1
31	XDCZZ	41947	WE-500-2	ELBOW TUBE 90 DEGREE 2 INCH COPPER.	2
33	XDCZZ	64467	3/4 S3B4	SOCKET BRASS 3/4 INCH	1
34	XDCZZ	41947	WT-600	TEE REDUCING 2 X 2 X 3/4 COPPER	1
35	XDCZZ	41947	WC-402	ADAPTER 3/4 INCH COPPER	1
36	XDCZZ	41947	WC-400R	COUPLING REDUCER 2 X 1-1/2 IN COPPER	1
37	XDCZZ	41947	WE-500-1-1/4	ELBOW TUBE 90 DEGREE 1-1/4 INCH COPPER	3

SECTION II

TM 55-1905-220-20P

(1) ITEM NO	(2) SMR CODE	(3) CAGECC	(4) PART NUMBER	(5) DESCRIPTION AND USABLE ON CODES(UOC)	(6) QTY
38	XDCZZ	80064	501-4661585-P12	PIPE COPPER 1-1/4 ID X 1.375 OD X 0.065 WALL.....	7
39	PACZZ	64467	3A04DIAL3IN-50/3 00DEGCOMPDISCH	THERMOSTAT.SELF-IN DIAL COMPRESSOR DISCHARGE.....	1
40	XDCZZ	64467	3/4 S3B4	SOCKET BRASS 3/4 INCH.....	1
41	XDCZZ	41947	WC-401	TEE REDUCING 1-1/4 X 1-1/4 X 3/4 COPPER.....	1
42	XDCZZ	41947	WC-402	ADAPTER 3/4 INCH COPPER.....	1

END OF FIGURE



NOTE: SEE FIG. 404 FOR CONTINUATION OF PIPING

Figure 405. Air Conditioning Piping From Seachest.

SECTION II

TM 55-1905-220-20P

(1) ITEM NO	(2) SMR CODE	(3) CAGEC	(4) PART NUMBER	(5) DESCRIPTION AND USABLE ON CODES(UOC)	(6) QTY
				GROUP 11	HVAC SYSTEM
				FIGURE 405	AIR CONDITIONING PIPING- FROM SEACHEST
1	XDCZZ	80064	501-4661585-P10	TUBING SOFT COPPER 3/4 ID X 0.875 OD X 0.065 WALL	25
2	XDCZZ	41947	3401-3/4	ELBOW TUBE 90 DEGREE 3/4 INCH COPPER	3
3	XDCZZ	41947	3430-3/4	TEE TUBE 3/4 INCH COPPER	2
4	XDCZZ	41947	WC-106-1-1/4X3/4	BUSHING REDUCER 1-1/4 X 3/4 INCH COPPER	2
5	XDCZZ	41947	WC-106-1-1/?X1	BUSHING REDUCER 1-1/2 X 1 INCH COPPER	1
6	XDCZZ	87531	C105HR33G	RECEIVER HORIZONTAL	1
7	XDCZZ	80064	501-4661585-P11	TUBING SOFT COPPER 1 ID X 1.125 OD X 0.065 WALL	5
8	XDCZZ	41947	WT-600	TEE REDUCING 1 X 1/2 X 3/4 COPPER	1
9	PACZZ	28193	267	VALVE, GLOBE INCH ODS	1
10	XDCZZ	12168	618	BUSHING FLUSH COPPER 3/4 X 5/8 INCH	2
11	XDCZZ	80064	501-4661585-P17	TUBING COPPER 5/8 ID X 0.75 OD X 0.049 WALL	7
12	XDCZZ	41947	3401-1/2	ELBOW TUBE 90 DEGREE 1/2 INCH COPPER	5
13	XDCZZ	80064	501-4661585-P8	TUBING COPPER 1/2 X 0.625 OD X 0.049 WALL	18
14	XDCZZ	41947	3430-1/2	TEE TUBE 1/2 INCH COPPER	2
15	PACZZ	28193	6265	VALVE, GLOBE INCH ODS	1
16	XDCZZ	72423	3485-1/2	COUPLING TUBE 1/2 INCH COPPER	1
17	PACZZ	92578	V46BS-3	VALVE, REGULATING, FL AT 225 PSI)	2
18	XDCZZ	41947	WC-401-1/2	ADAPTER MALE 1/2 INCH COPPER	2
19	XDCZZ	41947	3430	TEE REDUCING 1/2 X 1/2 X 1/4 COPPER	1
20	XDCZZ	80064	501-4661585-P9	TUBING COPPER 1/4ID X 0.375 OD X 0.035 WALL	4
21	PACZZ	28193	6232	VALVE GLOBE PURGE 3/8 ODS X 3/8 SAE FLARE	2
22	XDCZZ	41947	WT-600	TEE REDUCING 1/2 X 1/2 X 1/8 COPPER	1
23	XDCZZ	72423	3485-1/2	COUPLING TUBE 1/2 INCH COPPER	1
24	PACZZ	28193	6261	VALVE, GLOBE GLOBE 1/4 INCH ODF.....	1
25	XDCZZ	41947	WF-504-1-1/4	ELBOW TUBE 45 DEGREE 1-1/4 INCH COPPER	2
26	XDCZZ	41947	WE-500-1-1/4	ELBOW TUBE 90 DEGREE 1-1/4 INCH COPPER	4
27	XDCZZ	80064	501-4661585-P12	PIPE COPPER 1-1/4 ID X 1.375 OD X 0.065 WALL	8
28	XDCZZ	12168	618	BUSHING FLUSH 1-1/4	1
29	PACZZ	92578	V46BS-3	VALVE, REGULATING REGULATING 2 INCH FLANGE R-12 1/4 SAE	1
30	PACZZ	96906	MS51967-21	NUT, PLAIN, HEXAGON	40
31	PACZZ	96906	MS90725-168	SCREW, CAP, HEXAGON	4
33	PACZZ	96906	MS90725-164	SCREW, CAP, HEXAGON H	40
34	XDCZZ	72423	5070-2	FLANGE 2 INCH BRONZE FLAT FACE	8

SECTION II

TM 55-1905-220-20P

(1) ITEM NO	(2) SMR CODE	(3) CAGEC	(4) PART NUMBER	(5) DESCRIPTION AND USABLE ON CODES(UOC)	(6) QTY
35	XDCZZ	10855	501-4661585-J7	GASKET FULL FACE 1/16 INCH THICK	10
36	PACZZ	96906	MS51967-21	NUT>PLAIN, HEXAGON	8
37	XDCZZ	96906	MS90725-170	SCREW, CAP, HEXAGON	8
38	XDCZZ	72423	5001-2	ELBOW TUBE 90 DEGREE 2 INCH BRONZE SILVER BRAZE	4
39	XDCZZ	80064	501-4661585-F27	BRAZOLET BRONZE 2 INCH IPS RUN X 3/ 4 FPT	2
40	XDCZZ	64467	3A04DIAL3IN-25/1 25DEG.	THERMOMETER, SELF-IN DIAL CONDENSER WATER	2
41	XDCZZ	64467	3/4 S3M4	SOCKET MONEL 3/4 INCH	2
42	PACZZ	91363	2R2-030-64A1FM	VALVE, BUTTERFLY INCH BRONZE	2
43	XDCZZ	80064	501-4661585-P3	PIPE COPPER-NICKEL 2 ID X 2.375 OD X 0.083 WALL	12
47	XDCZZ	72219	1485-1/2	VALVE RELIEF 1/2 INCH BRONZE	1
48	XDCZZ	72423	5060-1/2	ADAPTER MALE BRONZE	2
49	XDCZZ	80064	501-4661585-P6	TUBE COPPER-NICKEL 1/2 X 0.840 OD X 0.065 WALL	4
50	XDCZZ	72423	5057	BUSHING REDUCING 1-1/2 X 1/2	1
54	XDCZZ	91643	196R	PLUG HOSE 1-1/2 INCH WITH CHAIN	1
55	XDCZZ	76364	35819M-SVE	VALVE GATE 1-1/2 INCH BRONZE	1
56	XDCZZ	80064	501-4661585-P7	PIPE COPPER-NICKEL 1-1/2 ID X 1.900 OD X 0.072 WALL	10
57	PACZZ	96906	MS51967-15	NUT, PLAIN, H HEXAGON	4
58	XDCZZ	96906	MS90725-140	SCREW, CAP, HEXAGON	4
59	XDCZZ	72423	5070-1-1/2	FLANGE 1-1/2 INCH BRONZE FLAT FACE.	1
60	XDCZZ	10855	501-4661585-J8	GASKET 1-1/2 INCH FULL FACE	1
61	XDCZZ	72423	5050-1-1/2	COUPLING TUBE 1-1/2	1
62	XDCZZ	72423	5156-1-1/2	BEND RETURN 180 DEG 1-1/2 IN IPS	1
63	PACZZ	96906	MS51967-21	NUT, PLAIN, HEXAGON	4
64	XDCZZ	96906	MS90725-170	SCREW, CAP, HEXAGON	4
68	XDCZZ	72423	5001-1/2	ELBOW TUBE 90	1
69	XDCZZ	80064	120-4661542-19	NUT PLAIN HEX 1/2-13NC-3B MONEL	4
70	XDCZZ	80064	120-4661572-7	SCREW MACHINE FLAT HEAD 1/2-13NCX1- 1/4 MONEL	4
71	XDCZZ	80064	120-4661542-20	PLATE STRAINER MILD GALVANIZE	1
				AFTER FABRICATION	
				END OF FIGURE	

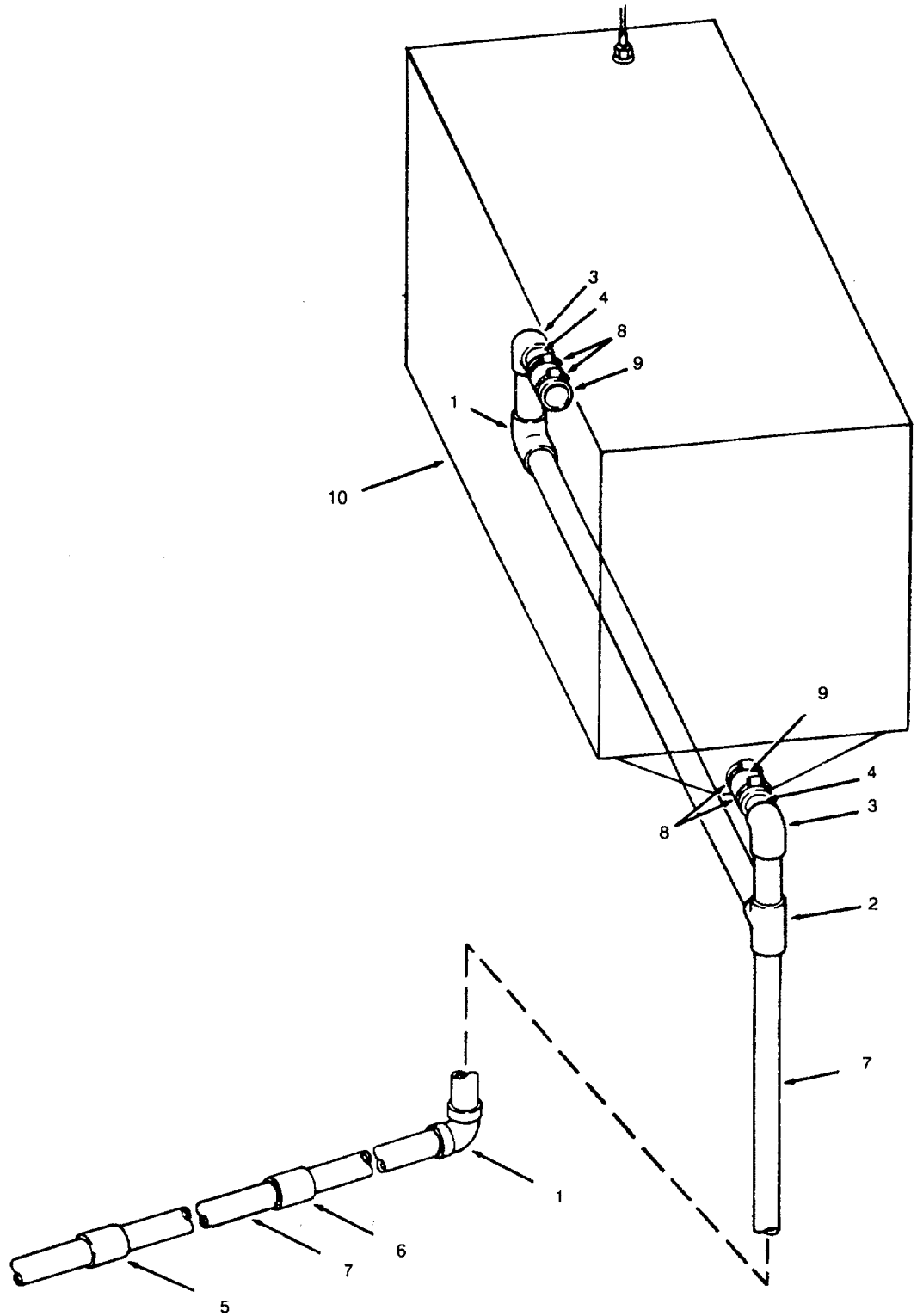


Figure 406. Cooling Coil Drain Piping

SECTION II

TM 55-1905-220-20P

(1) ITEM NO	(2) SMR CODE	(3) CAGE	(4) PART NUMBER	(5) DESCRIPTION AND USABLE ON CODES(UOC)	(6) QTY
GROUP 11 HVAC SYSTEM					
FIG. 406 COOLING COIL DRAIN PIPING					
1	XDCZZ	12168	607-1	ELBOW TUBE 90 DEGREE 1 INCH COPPER	2
2	XDCZZ	10855	501-4661585-F64	TEE TUBE 1 INCH COPPER	1
3	XDCZZ	10855	501-4661585-F65	ELBOW 90 DEGREE 1 TUBE X 1 NPT	2
4	XDCZZ	10855	501-4661585-F66	COPPER NIPPLE 1 INCH X3 INCH BRASS	2
5	XDCZZ	72423	3485-1	THREADED ONE END COUPLING TUBE 1 INCH COPPER	2
6	XDCZZ	80064	501-4661585-F69	SLEEVE ADAPTER 1 INCH	3
7	XDCZZ	80064	501-4661585-PII	TUBING SOFT COPPER 1 ID X 1.125 OD	40
8	XDCZZ	66295	C28PS	X 0-065 WALL CLAMP HOSE STAINLESS STEEL	4
9	XDCZZ	24161	35W1-5-16	HOSE, NONMETALLIC (CUT TO 5-1/2	1
10	XDCZZ	10855	56DFMODIFIED	INCHES LONG) COIL COOLING 1-1/8 OD LIQUID 2-1/8	1
				OD SUCTION	

END OF FIGURE

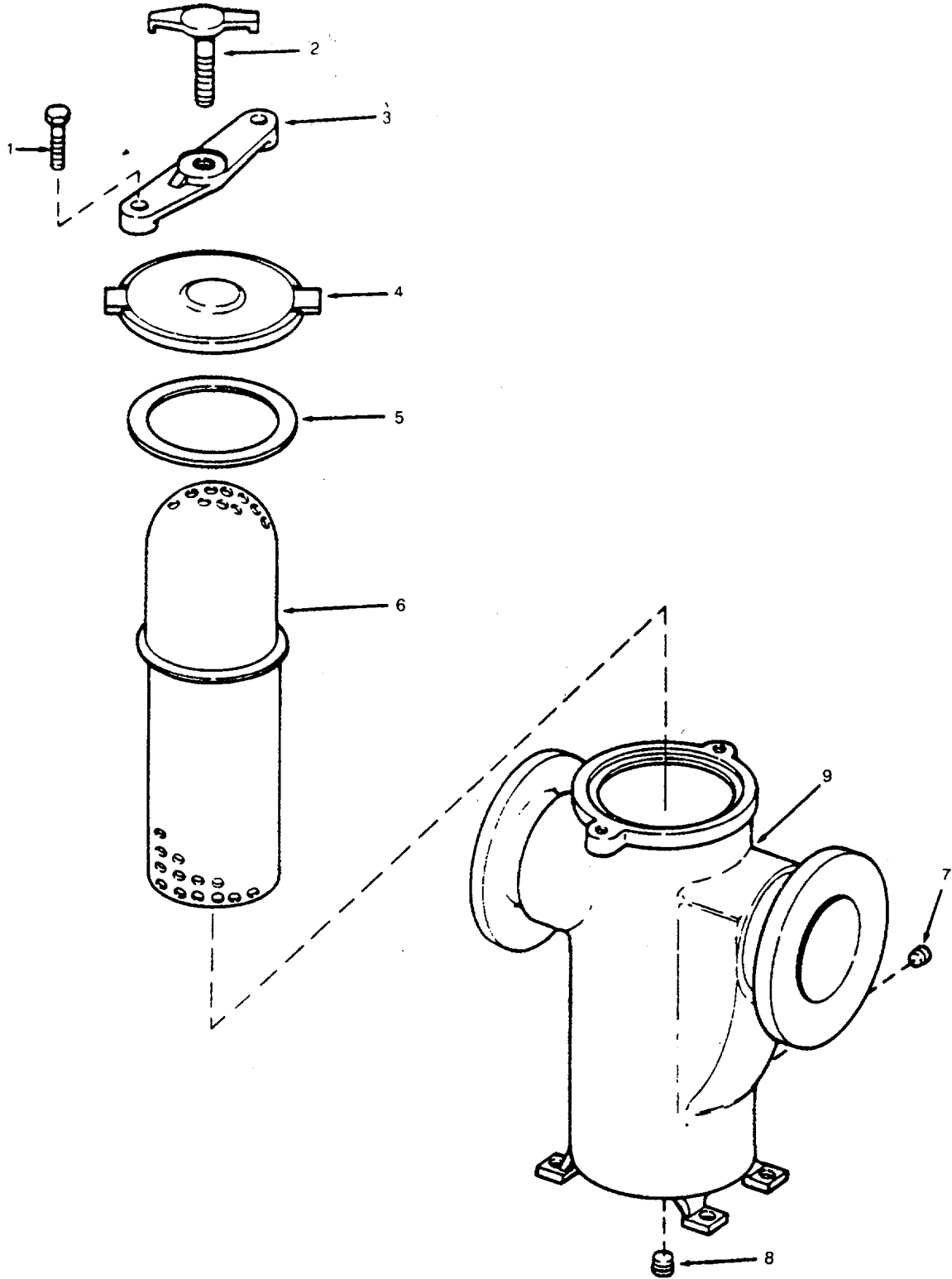


Figure 407. Simplex Strainer

(1) ITEM NO	(2) SMR CODE	(3) CAGE	(4) PART NUMBER	(5) DESCRIPTION AND USABLE ON CODES(UOC)	(6) QTY
GROUP 11 HVAC SYSTEM					
FIG. 407 SIMPLEX STRAINER					
	XDCHH	73124	72F-BSIZE	2STRAINER SIMPLEX 2 INCH BRONZE	1
				FLANGED 150 LB.....	
1	XDCZZ	73124	72B-F-2INCH-4	STUD YOKE.....	1
2	XDCZZ	73124	72B-F-2INCH-2	SCREW YOKE	1
3	XDCZZ	73124	72B-F-2INCH-1	YOKE STRAINER.....	1
4	XDCZZ	73124	72B-F-2INCH-7	COVER SIMPLEX STRAINER BRONZE	1
5	XDCZZ	73124	ST264-2-5-B	GASKET COVER SIMPLEX STRAINER	1
6	XDCZZ	73124	ST264-SEXX	BASKET.SIMPLEX STRAINER CRES 5/64	1
INCH PERFORATIONS					
7	XDCZZ	73124	72B-F-2INCH-11	PLUG PIPE BRONZE 3/8NPT HEADLESS	1
8	XDCZZ	73124	72B-F-2INCH-12	PLUG PIPE BRONZE 1-1/2 NPT	1
HEADLESS					
9	XACZZ	73124	72B-F-2INCH-10	BODY SIMPLEX STRAINER BRONZE	1

END OF FIGURE

By Order of the Secretary of the Army:

GORDON R. SULLIVAN
General, United States Army
Chief of Staff

Official:

MILTON H. HAMILTON
Administrative Assistant to the
Secretary of the Army
0596

DISTRIBUTION:

To be distributed in accordance with DA Form 12-25-E, block no. 1061, requirements for TM 55-1905-220-20P-1.

U.S. GOVERNMENT PRINTING OFFICE: 1994-555-028/00020

The Metric System and Equivalents

Linear Measure

1 centimeter = 10 millimeters = .39 inch
 1 decimeter = 10 centimeters = 3.94 inches
 1 meter = 10 decimeters = 39.37 inches
 1 dekameter = 10 meters = 32.8 feet
 1 hectometer = 10 dekameters = 328.08 feet
 1 kilometer = 10 hectometers = 3,280.8 feet

Weights

1 centigram = 10 milligrams = .15 grain
 1 decigram = 10 centigrams = 1.54 grains
 1 gram = 10 decigrams = .035 ounce
 1 dekagram = 10 grams = .35 ounce
 1 hectogram = 10 dekagrams = 3.52 ounces
 1 kilogram = 10 hectograms = 2.2 pounds
 1 quintal = 100 kilograms = 220.46 pounds
 1 metric ton = 10 quintals = 1.1 short tons

Liquid Measure

1 centiliter = 10 milliliters = .34 fl. ounce
 1 deciliter = 10 centiliters = 3.38 fl. ounces
 1 liter = 10 deciliters = 33.81 fl. ounces
 1 dekaliter = 10 liters = 2.64 gallons
 1 hectoliter = 10 dekaliters = 26.42 gallons
 1 kiloliter = 10 hectoliters = 264.18 gallons

Square Measure

1 sq. centimeter = 100 sq. millimeters = .155 sq. inch
 1 sq. decimeter = 100 sq. centimeters = 15.5 sq. inches
 1 sq. meter (centare) = 100 sq. decimeters = 10.76 sq. feet
 1 sq. dekameter (are) = 100 sq. meters = 1,076.4 sq. feet
 1 sq. hectometer (hectare) = 100 sq. dekameters = 2.47 acres
 1 sq. kilometer = 100 sq. hectometers = .386 sq. mile

Cubic Measure

1 cu. centimeter = 1000 cu. millimeters = .06 cu. inch
 1 cu. decimeter = 1000 cu. centimeters = 61.02 cu. inches
 1 cu. meter = 1000 cu. decimeters = 35.31 cu. feet


Approximate Conversion Factors

To change	To	Multiply by	To change	To	Multiply by
inches	centimeters	2.540	ounce-inches	newton-meters	.007062
feet	meters	.305	centimeters	inches	.394
yards	meters	.914	meters	feet	3.280
miles	kilometers	1.609	meters	yards	1.094
square inches	square centimeters	6.451	kilometers	miles	.621
square feet	square meters	.093	square centimeters	square inches	.155
square yards	square meters	.836	square meters	square feet	10.764
square miles	square kilometers	2.590	square meters	square yards	1.196
acres	square hectometers	.405	square kilometers	square miles	.386
cubic feet	cubic meters	.028	square hectometers	acres	2.471
cubic yards	cubic meters	.765	cubic meters	cubic feet	35.315
fluid ounces	milliliters	29.573	cubic meters	cubic yards	1.308
pints	liters	.473	milliliters	fluid ounces	.034
quarts	liters	.946	liters	pints	2.113
gallons	liters	3.785	liters	quarts	1.057
ounces	grams	28.349	liters	gallons	.264
pounds	kilograms	.454	grams	ounces	.035
short tons	metric tons	.907	kilograms	pounds	2.205
pound-feet	newton-meters	1.356	metric tons	short tons	1.102
pound-inches	newton-meters	.11296			

Temperature (Exact)

°F	Fahrenheit temperature	5/9 (after subtracting 32)	Celsius temperature	°C
----	------------------------	----------------------------	---------------------	----

RECOMMENDED CHANGES TO EQUIPMENT TECHNICAL PUBLICATIONS

 <p><i>THEN...JOT DOWN THE DOPE ABOUT IT ON THIS FORM. CAREFULLY TEAR IT OUT, FOLD IT AND DROP IT IN THE MAIL.</i></p>		SOMETHING WRONG WITH PUBLICATION	
		FROM: (PRINT YOUR UNIT'S COMPLETE ADDRESS)	
PUBLICATION NUMBER		PUBLICATION DATE	PUBLICATION TITLE
DATE SENT			
BE EXACT PIN-POINT WHERE IT IS			
PAGE NO.	PARA-GRAPH	FIGURE NO.	TABLE NO.
IN THIS SPACE, TELL WHAT IS WRONG AND WHAT SHOULD BE DONE ABOUT IT.			
PRINTED NAME, GRADE OR TITLE AND TELEPHONE NUMBER			SIGN HERE

